





Specification		Model		Model		Model		Model		
										
		<b>FRM220-GFOM08</b>	<b>FRM220-GFOM04</b>	<b>FRM220-FOM04</b>	<b>FRM220-FOM04</b>	<b>FRM220-FOM04</b>	<b>FRM220-FOM04</b>	<b>FRM220-FOM01</b>	<b>FRM220-FOM01</b>	
Description		8xE1/T1 + GbE FOM	4xE1/T1 + GbE FOM	4xE1/T1 + FE FOM	4xE1/T1 + FE FOM	4xE1/T1 + FE FOM	4xE1/T1 + FE FOM	E1/T1 + FE FOM	E1/T1 + FE FOM	
Fiber Trunk	Single Mode	15/30/50/80/120km	15/30/50/80/120km	15/30/50/80/120km	15/30/50/80/120km	15/30/50/80/120km	15/30/50/80/120km	15/30/50/80/120km	15/30/50/80/120km	
	Multimode	2Km	2Km	2Km	2Km	2Km	2Km	2Km	2Km	
	WDM	20/40/60/80km	20/40/60/80km	20/40/60/80km	20/40/60/80km	20/40/60/80km	20/40/60/80km	20/40/60/80km	20/40/60/80km	
	Wave Length (nm)	1310/1550	1310/1550	1310/1550	1310/1550	1310/1550	1310/1550	1310/1550	1310/1550	
	Connector Type	SFP-LC	SFP-LC	SFP-LC	SFP-LC	SFP-LC	SFP-LC	SFP-LC	SFP-LC	
	Ports	2-port SFP	2-port SFP	2-port SFP	2-port SFP	2-port SFP	2-port SFP	2-port SFP	1-port SFP	
Copper interface module	10/100Mbps Fast Ethernet			1-port	1-port	1-port	1-port	1-port	1-port	
	10/100/1000Mbps Gigabit Ethernet	1-port	1-port							
	E1/T1	8ch	4ch	4ch	4ch	4ch	4ch	1ch	1ch	
	RS232	1ch	1ch	1ch	1ch	1ch	1ch			
	Order wire	V	V	V	V	V	V			
Power	Power types AC, DC, AC+DC	"AC (100~240V) or DC (36~72V)"	"AC (100~240V) or DC (36~72V)"	"AC (100~240V) or DC (36~72V)"	"AC (100~240V) or DC (36~72V)"	"AC (100~240V) or DC (36~72V)"	"AC (100~240V) or DC (36~72V)"	"AC (100~240V) or DC (36~72V)"	"AC (100~240V) or DC (36~72V)"	
Front Panel	Diagnostic LEDs	V	V	V	V	V	V	V	V	
Console Interface RS-232(RJ45)		V	V	V	V	V	V	V	V	
Features	protection	V	V	V	V	V	V	X	X	
	1+1 Redundant fiber Loop back test	V	V	V	V	V	V	V	V	
	Auto Laser Shutdown (ALS)	V	V	V	V	V	V	V	V	
	SNMP, Telnet, web management	via FRM220 NMC card with chassis	via FRM220 NMC card with chassis	via FRM220 NMC card with chassis	via FRM220 NMC card with chassis	via FRM220 NMC card with chassis	via FRM220 NMC card with chassis	via FRM220 NMC card with chassis	via FRM220 NMC card with chassis	via FRM220 NMC card with chassis
	TFTP f/w upgrade	V	V	V	V	V	V	V	V	
Dimension (D x W x H) mm		155 x 88 x 46mm	155 x 88 x 46mm	155 x 88 x 46mm	155 x 88 x 46mm	155 x 88 x 46mm	155 x 88 x 46mm	155 x 88 x 23mm	155 x 88 x 23mm	
All of FRM220 Fiber Optic Multiplexer cards can be installed in FRM220 rack-mountable chassis or standalone housing.										
Chassis	FRM220-CH20	V	V	V	V	V	V	V	V	
	FRM220-CH08	V	V	V	V	V	V	V	V	
	FRM220-CH04A	V	V	V	V	V	V	V	V	
	FRM220-CH01M								V	
	FRM220-CH02M	V	V	V	V	V	V	V	V	