

IMC-1000S-PH12

1x GbE RJ45 to 1x 100/1000Base SFP with PoE PSE (30W, 12/24/48VDC)



- EN50121-4, EN61000-6-2, EN61000-6-4, CE, FCC certified
- 12/24/48VDC (9.6~57VDC) redundant dual input power with power booster
- Regulate PoE output voltage (52VDC) to stabilize PoE device, and guarantee delivery PoE power distance to 100meter
- Supports Remote PD reset by fiber port link down
- Supports LFPT (Link Fault Pass Through) and FEF (Far End Fault)



Ver.2022 Jan

IMC-1000S-PH12 is a family of unmanaged Gigabit Ethernet media converter that supports conversion between electrical 10/100/1000Base-T and optical 1000Base-X Ethernet and as PSE (Power Source Equipment) provides PoE+/PoE power over Ethernet. The IMC-1000S-PH12 utilizes an SFP cage for 100/1000Base-X compatible SFP modules. Housed in rugged DIN rail or wall mountable enclosures, the converter is designed for harsh environments, such as industrial networking, intelligent transportation systems (ITS) and is also suitable for many military and utility market applications where environmental conditions exceed commercial product specifications.

Features

- Conversion between 10/100/1000Base-T and 100/1000Base-X Fiber cable interface
- Supports dual rate (100/1000) SFP for selectable Fast or Gigabit speed on fiber
- Provides IEEE 802.3at PoE output (30Watts)
- Provides a DIP-Switch to set functions
- IP30 rugged metal housing and fanless
- Wide operating temperature -20~75°C
- Supports Jumbo frame 9K bytes packet

Specifications

Standard	IEEE 802.3 10Base-T 10Mbit/s Ethernet IEEE 802.3u 100Base-TX, 100Base-FX, Fast Ethernet IEEE 802.3ab 1000Base-T Gbit/s Ethernet over twisted pair IEEE 802.3z 1000Base-X Gbit/s Ethernet over Fiber-Optic IEEE 802.3x Flow Control and Back pressure IEEE 802.3at PoE+ (Power over Ethernet enhancement) IEEE 802.3af PoE (Power over Ethernet) IEEE 802.1q Tag VLAN	DIP Switch	PoE Output: OFF: Enable PoE output ON: Disable PoE output Remote PD reset Off : Disable Remote PD reset On: Enable Remote PD reset by fiber port link down
RJ45 Ports	10/100/1000Base-T Auto MDI/MDI-X and Auto-Negotiation Function Supports UTP CAT.5e Twisted Pair cable	Connector and Pin Assignment	SFP Slot RJ-45 Socket: CAT.5e (10/100/1000Mbps) Twisted Pair cable Auto MDI/MDI-X and Auto-Negotiation Function Support RJ-45 Port support IEEE 802.3at/af End-Span, Alternative A mode.
Fiber Ports	100Base-X or 1000Base-X SFP slot 100Base-X or 1000Base-X set by DIP SW	Connector and Pin Assignment	PoE (V+): RJ-45 pin 1, 2. PoE (V-): RJ-45 pin 3, 6. Data (1,2,3,6,4,5,7,8)
Data Process Architecture	Store and Forward mode or Pass Through mode Set by DIP SW	LED	Per Unit :Power 1 (Green) ,Power 2 (Green) ,Fault (Amber) Fiber LNK/ACT (Green): ON: Connected to network, OFF: Not connected to network , BLK: Receive /Transmit Data Fiber Speed: Yellow : 1000Base-X, Green : 100 Base- X RJ-45 Port: Speed: 10 (OFF), 100 (Green), 1000 (Yellow) LNK/ACT for RJ45(Green): ON: Connected to network, OFF: Not connected to network, BLK: Networking is active PoE Status (Green): Flash: PoE Fault (Over-load or short), ON: PoE normal working, OFF : PoE No Power output
Jumbo Frame	9K bytes	Reverse Polarity Protection	Supported for Power Input
Fiber Parameters	Fiber Cable (Multi-mode): 50/125um, 62.5/125um Fiber Cable (Single-mode): 9/125um Available distance: • SFP, Distance depend on plug-in Fiber Transceiver	Overload Current Protection	Supported
Link Fault Pass Through (LFPT)	TX- Fiber: If TX port link down, the media converter will force Fiber port to link down Fiber-TX: If Fiber port link down, the media converter will force TX port to link down	Power Supply	12/24/48VDC (9.6~57VDC), Redundant power with polarity reverse protect function and removable terminal block Built-in very high efficiency booster(97~99%) to rise up 52VDC for PoE output Regulated PoE output voltage (52VDC) to stabilize PoE device, and guarantee delivery PoE power distance to 100meter (Figure 1)
Far-End Fault (FEF)	Work with LFPT to prevents data loss	PoE Power budget	30W
DIP Switch	ON: Disable Alarm For Power Loss OFF: Enable Alarm For Power Loss ON: Disable Alarm For Port Link-Failure OFF: Enable Alarm For Port Link-Failure ON: LFPT Enable, OFF: LFPT Disable Data process Architecture : ON : Pass through mode OFF : Store and Forward Switch mode Fiber Speed: OFF: 1000Base-X ON: 100Base-X		

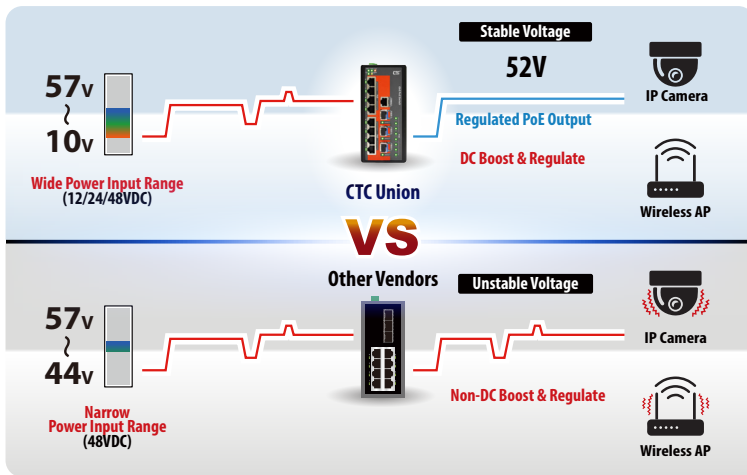
Power Consumption	Power consumption & Boost efficiency				
	Input Voltage	Total Power Consumption	Device Power Consumption	PoE Budget	Boost Efficiency
	12VDC	34.2W	3.9W	30W	99.0%
	24VDC	34.7W	4.4W	30W	99.0%
	48VDC	35.4W	4.7W	30W	97.7%

Alarm Relay Contact	Relay outputs with current carrying capacity of 1 A @24VDC
Removable Terminal Block	Provides 2 redundant power, alarm relay contact, 6 Pin
Operating Humidity	5%~95% (Non-condensing)
Operating Temperature	-20°C ~ 75°C
Storage Temperature	-40°C ~ 85°C
Housing	Rugged Metal, IP30 Protection and fanless
Dimensions	106 x 62.5 x 135 mm (D x W x H)
Weight	650g
Installation	DIN Rail mounting, or wall mounting (Optional)
MTBF	881,372 Hours MIL-HDBK-217
Warranty	5 years

Certification	
EMC	CE
EMI	FCC Part 15 Subpart B Class A, CE
Railway Traffic	EN50121-4
Immunity for Heavy Industrial environment	EN 61000-6-2
Emission for Heavy industrial environment	EN 61000-6-4
EMS (Electromagnetic Susceptibility) Protection Level	EN61000-4-2 (ESD) Level 3, Criteria B EN61000-4-3 (RS) Level 3, Criteria A EN61000-4-4 (EFT) Level 3, Criteria A EN 61000-4-5 (Surge) Level 3, Criteria B EN 61000-4-6 (CS) Level 3, Criteria A EN61000-4-8 (PFMF) Field strength 300A/m Criteria A
Safety	UL60950-1 (pending)
Shock	IEC 60068-2-27
Freefall	IEC 60068-2-32
Vibration	IEC 60068-2-6

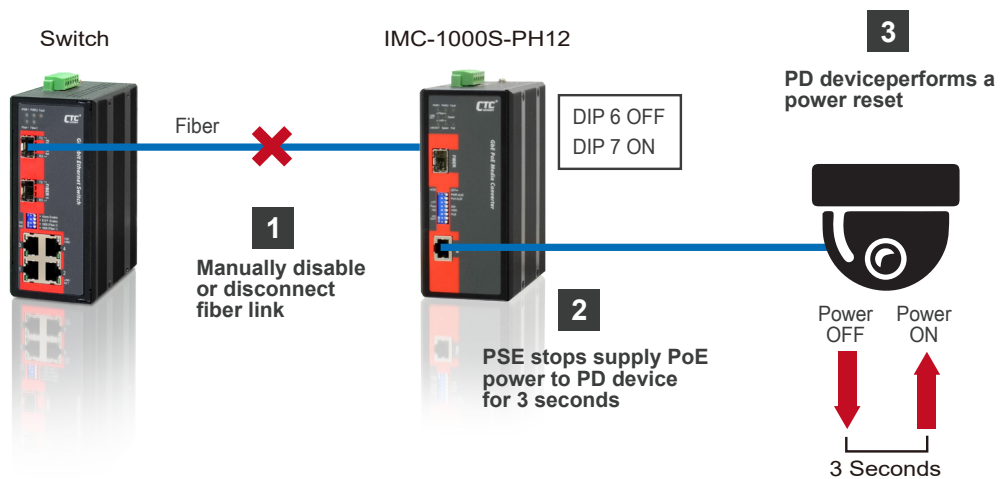
Application

Figure 1 : High efficiency boost technology for PoE

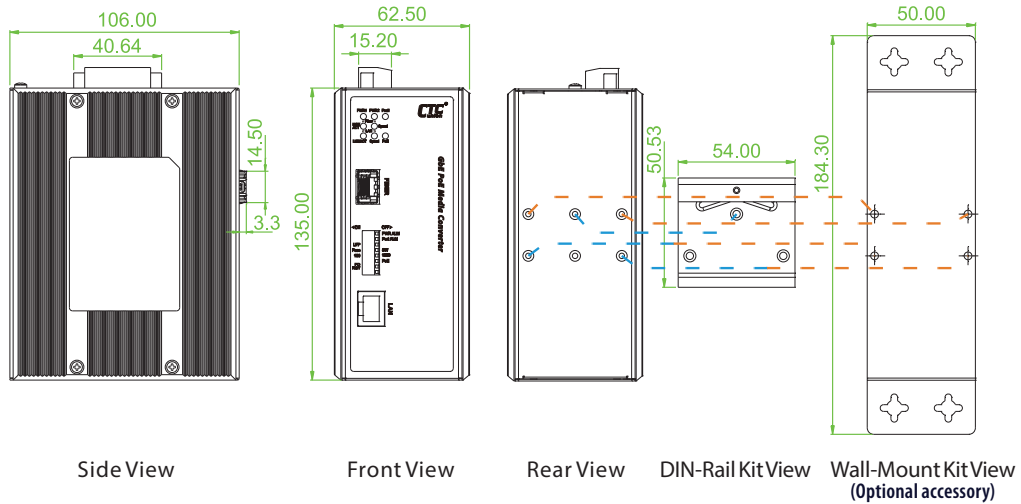


- Regulated PoE output voltage (52VDC) to stabilize PoE device
- Guarantee delivery PoE power distance to 100 meters
- Wide range input power 12/24/48VDC (9.6~57VDC)
- Built-in very high efficiency (94~97%) to boost PoE output voltage

Figure 2 : Remote PD Reset Application



Dimensions



Ordering Information

Model Name	RJ45 UTP	Fiber	PoE Port		Power Input	Certification				Operating Temperature
	10/100/1000 Base-T	Dual Speed 100/1000Base-X	IEEE 802.3at (PSE)	Power Budget	Redundant	Railway EN50121-4	EN61000-6-2 EN61000-6-4	CE	FCC	
IMC-1000S-PHE12	1	1 SFP	1	30W	12/24/48VDC	V	V	V	V	-20~75°C

Package List

- IMC-1000S-PH12 device
- Protective caps for SFP ports
- Din Rail bracket with screws
- Terminal block

Optional Accessories

Wall Mount Kit

IND-WMK02 Wall Mount kit for Industrial product, 184 x 50mm

Industrial SFP Transceiver

The ISFP series of industrial grade SFP modules have been fully tested with the IMC-1000S-PH12 product for guaranteed compatibility and performance. The best performance can be guaranteed even in mission-critical applications. (Please see CTC Union's Industrial SFP datasheet for more details and more items.)

ISFP-M7000-85-D(E)	Industrial SFP GbE 1000Base-SX, M/M, 500 meter, wave length 850nm, 7.5dB, LC, DDMI, -10~70°C (-40~85°C)
ISFP-S7020-31-D(E)	Industrial SFP 1000Base-LX, S/M, 20km, wave length 1310nm, 15dB, LC, DDMI, -10~70°C (-40~85°C)
ISFP-T7T00-00-(E)	Industrial SFP 10/100/1000Base-T UTP 100meter, -10~70°C (-40~85°C)
ISFP-M5002-31-D(E)	Industrial SFP 155M 100Base-FX, MM, 2km, wave length 1310nm, 12dB, LC, DDMI, -10~70°C (-40~85°C)
ISFP-S5030-31-D(E)	Industrial SFP 155M 100Base-FX, SM, 30km, 1310nm, 19dB, LC, DDMI, -10~70°C (-40~85°C)

Industrial Power Supply

MDR-40-48 Industrial Power, Input 85 ~ 264VAC/120 ~ 370VDC, Output 48VDC, 40W, -20 ~ +70°C