

## Chapter 1

## Management Software

SmartView™ WEB EMS

1-1

## Chapter 2

## L2+ Ethernet Switch

### 10G Ethernet Switch

<b>NEW</b> 16x 10G SFP+ Managed Ethernet Switch . . . . .	XGS-2000M	2-1
12x 10G SFP+ + 8x GbE RJ45 Managed Ethernet Switch with SyncE . . . . .	XGS-1208SE	2-4
12x 10G SFP+ + 8x GbE RJ45 Managed Ethernet Switch . . . . .	XGS-1208M	2-6

### Carrier Ethernet

24x GbE SFP + 4x GbE RJ45 + 4x 10G SFP+ Managed Switch . . . . .	MSW-4428X	2-8
20x GbE SFP + 4x GbE Combo + 4x 1G/10G SFP+ L2+ Managed Carrier Ethernet . . . . .	MSW-4424C	2-10
24x GbE SFP + 4x 10G SFP+ L2+ Carrier Ethernet Switch . . . . .	MSW-4424A	2-13

### Access Switch

<b>NEW</b> 24x 1G/2.5G, RJ45 + 6x 1G/10G SFP+ L2+ Managed Ethernet Switch . . . . .	QSW-4624CM	2-15
<b>NEW</b> 16x 1G/2.5G, RJ45 + 4x 1G/10G SFP+ L2+ Managed Ethernet Switch . . . . .	QSW-4416CM	2-17
24x <b>CSFP</b> (48x GbE) with 4x GbE combo + 4x 10G SFP+ Managed Switch . . . . .	GSW-4448CM	2-19
24x GbE SFP + 4x GbE RJ45 + 4x 10G SFP+ Managed Switch . . . . .	GSW-3424FM	2-21
24x GbE RJ45 + 4x 1G/10G SFP+ Managed Switch . . . . .	GSW-4424CM	2-23
8x GbE RJ45 + 2x 1G/10G SFP+ Managed Switch . . . . .	GSW-4208CM	2-25
24x GbE J45 + 4x 1G SFP+ Managed Ethernet Switch . . . . .	GSW-3424CM	2-27
8x GbE RJ45 + 2x 1G SFP Managed Switch . . . . .	GSW-3208M2	2-29

### CPE Switch

<b>NEW</b> 5x 1G/2.5G, RJ45 + 2x 1G/10G SFP+ Managed Ethernet Switch . . . . .	GSW-3100M	2-31
1x GbE RJ45 + 4x 1G/2.5G RJ45 + 2x 1G/10G SFP+ Managed Ethernet Switch . . . . .	QSW-4204M	2-34
7x GbE RJ45 + 1x Dual Rate SFP L2+ Managed CPE Switch with Cable Tray . . . . .	GSW-2020C7	2-36
5x GbE RJ45 + 1x 1G SFP Managed Switch . . . . .	GSW-1005MS	2-38
8x GbE RJ45 + 2x 1G SFP Managed Switch . . . . .	GSW-2008MS	2-40

### NID/EDD

2x GbE RJ45 + 2x 1G/2.5G, RJ45 + 2x 1G/10G SFP+ Managed Switch with SyncE . . . . .	MSW-4204S	2-42
2x GbE RJ45 + 2x 1G/2.5G, RJ45 + 2x 1G/10G SFP+ Managed Switch . . . . .	MSW-4204	2-45
2x GbE RJ45 + 2x 1G SFP CE2.0 Switch . . . . .	MSW-202A	2-47
4x GbE RJ45 + 4x 1G SFP managed Switch . . . . .	MSW-404	2-49

## Chapter 3

## PoE Series (Switch / Converter / Injector/ Splitter)

### PoE Switch

<b>NEW</b> 24x 1G/2.5G RJ45 + 6x 1G/10G SFP+ with 24x PoE+ Managed Switch, 720W Power Budget . . . . .	QSW-4624MP	3-1
<b>NEW</b> 8x 1G/2.5G RJ45 + 2x 1G/10G SFP+ with 8x PoE+ Managed Switch, 240W Power Budget . . . . .	QSW-4208MP	3-4
24x GbE RJ45 + 4x 1G/10G SFP+ with 24x PoE+ Managed Switch, 450W Power Budget . . . . .	GSW-4424MP	3-7
24x GbE RJ45 + 4x 1G SFP with 24x PoE+ Managed Switch, 450W Power Budget . . . . .	GSW-3424MP	3-9
8x GbE RJ45 + 2x 1G SFP with 8x PoE+ Managed Switch, 180W Power Budget . . . . .	GSW3208MP-1	3-11

### PoE Converter

10/100/1000Base-T to 100/1000Base-X SFP with PoE+ (30W) . . . . .	PMC-1000S	3-13
10/100Base-TX to 100Base-FX PoE PD . . . . .	PMC-100PD	3-15

### PoE Injector

Multigigabit Ethernet IEEE 802.3bt PoE++ (90W) . . . . .	INJ-G90	3-17
GbE IEEE 802.3af/at PoE Injector (15/30/36W) . . . . .	INJ-G30	3-18

### PoE Splitter

Industrial Gigabit IEEE 802.3af/at PoE 12/19/24VDC . . . . .	INJ-SPL01	3-20
--	-----------	------

### PoE Extender

1 port PoE++/PD to 4 ports PoE+/PSE GbE PoE Extender . . . . .	EXT-G104P	3-23
--	-----------	------

**Chapter 4****Ethernet Aggregation Switch Platform-FRM220A**

Ethernet Aggregation Platform	FRM220A	4-1
10G Uplink Ethernet Aggregation Switch Card	FRM220A-GSW/SNMP-10G	4-4
1G Uplink Ethernet Aggregation Switch Card with In-Band Management	FRM220A-GSW/SNMP-1G	4-4
100/1000Base-T + 100/1000Base-X SFP OAM/IP GbE Managed Switch	FRM220A-2000EAS/1	5-10
2x 100/1000Base-T + 2x 100/1000Base-X SFP OAM/IP GbE Managed Switch	FRM220A-2000EAS/2	5-10
4x 100/1000Base-X SFP OAM/IP GbE Managed Switch	FRM220A-2000EAS/4F	5-14

**Chapter 5****Multi-Service Platform -FRM220**

Multi-Service Platform	FRM220-CH20	5-1
<b>NEW</b> Network Management Controller	FRM220-NMC-R5	5-7
Network Management Controller	FRM220-NMC-R3	5-9

**Ethernet Switch**

100/1000Base-T + 100/1000Base-X SFP OAM/IP GbE Managed Switch	FRM220A-2000EAS/1	5-10
100/1000Base-T to 100/1000Base-X SFP Web Smart In-Band OAM Managed GbE Switch	FRM220-2000MS	5-12
2x 100/1000Base-T + 2x 100/1000Base-X SFP OAM/IP GbE Managed Switch	FRM220A-2000EAS/2	5-10
4x 100/1000Base-X SFP OAM/IP GbE Managed Switch	FRM220A-2000EAS/4F	5-14

**10G Media Converter**

<b>NEW</b> 100M/1G/10GBase-T + 2x 10G SFP+ In-band Managed Media Converter	FRM220-10GCM	5-16
10/100Base-TX To 100Base-FX Media Converter	FRM220-10/100	5-17
10/100Base-TX To 100Base-FX In-Band Managed Media Converter	FRM220-10/100i	5-19
Dual Channel 10/100Base-TX to 100Base-FX, In-Band Managed Converter	FRM220-10/100iS-2	5-21

**Transponder**

100GE QSFP28 to QSFP28 3R Transponder	FRM220-100GE-2Q	5-23
40G QSFP+ to QSFP+ 3R Transponder	FRM220-40G-2Q	5-25
40G QSFP+ to 4x 10G SFP+ Transponder	FRM220-40G-1Q4S	5-27
16G 3R Multi-rate Transponder with Optical Line Protection	FRM220-16G-3R	5-29
10G 3R Multi-rate Transponder with Optical Line Protection	FRM220-10G-3R	5-31
4G 3R Multi-rate Transponder with Optical Line Protection	FRM220-4G-3R	5-33

**EDFA**

Single Channel EDFA Preamp 17dB with AGC	FRM220-OAP17	5-35
Single Channel EDFA Booster 15dB with APC	FRM220-OAB15	5-37
Single Channel EDFA Booster 21dB with AGC	FRM220-OAB21A	5-39

**Optical Protection Switch**

1:1 Single-mode Fiber Optical Protection Switch	FRM220-OPS51	5-41
1+1 Single-mode Fiber Optical Protection Switch	FRM220-OPS52	5-41
1:1 Multi-mode Optical Protection Switch	FRM220-OPS51M	5-43

**WDM Multiplexer**

DWDM Mux/DeMUX	FRM220-DWMD	5-45
CWDM Mux/DeMUX	FRM220-CWMD	5-47

**Ethernet over E1 Converter**

Ethernet Bridge over E1, In-band Managed	FRM220A-Eoe1/G	5-49
Ethernet Bridge over E1	FRM220A-Eoe1	5-51

**CCF**

2ch Contact Closure Fiber Converter, In-band Managed	FRM220-CCF20	5-53
4ch Contact Closure Fiber Converter, In-band Managed	FRM220-CCF40	5-53

**Voice over Fiber**

FXO/FXS over Fiber In-band Managed Converter	FRM220-FXO/FXS	5-55
4x FXO over Fiber In-band Managed Converter	FRM220-FXO-4	5-57
4x FXS over Fiber In-band Managed Converter	FRM220-FXS-4	5-57

**Fiber Multiplexer**

4 E1/T1 + GbE Fiber Multiplexer . . . . .	FRM220-GFOM04	5-59
8 E1/T1 + GbE Fiber Multiplexer . . . . .	FRM220-GFOM08	5-59

**Chapter 6 Media Converter and Rack****Compact Media Converter**

<b>NEW</b> 10G Copper to 10G SFP . . . . .	XMC-10GC	6-1
10/100/1000Base-T to 100/1000Base-X SFP . . . . .	FMC-1001S	6-3
10/100/1000Base-T to 100/1000Base-X SFP, Web Smart In-band OAM . . . . .	FMC-2000MS	6-5
10/100Base-TX to 100Base-FX FMC-10/100 . . . . .	FMC-10/100	6-8
10/100Base-TX to 100Base-FX, In-Band . . . . .	FMC-10/100i	6-10

**Media Converter Rack**

1U Managed GbE Media Converter Rack . . . . .	FMC-1800	6-13
17/8 slots Compact Media Converter Rack . . . . .	FMC-CH17/CH08	6-15

**Chapter 7 WDM Multiplexer**

4/8/18 Ch 1U 9" dual fiber CWDM Mux/Demux Rack . . . . .	CMD40/80/180	7-1
--	--------------	-----

**Chapter 8 Serial Connectivity Series****Serial Device Server**

2x Serial to Ethernet Device Server with WiFi . . . . .	STE211W	8-1
2x Serial to Ethernet Device Server . . . . .	STE211	8-1
4x RS232/422/485 to IP Device Server . . . . .	STE400A-485	8-3
4x RS232 to IP Device Server . . . . .	STE400A-232	8-3
8x RS232 to IP Device Server . . . . .	STE800A-232	8-5

**Ethernet Bridge**

Ethernet to WAN (V.35/RS530/449/232/X.21) Bridge . . . . .	ET100A	8-7
--	--------	-----

**Protocol Gateway (Modbus/MQTT)**

Modbus to MQTT Gateway . . . . .	GW211W-MQ	8-9
Modbus RTU to Modbus TCP Gateway . . . . .	GW211W-MB	8-11

**Chapter 9 LAN Extender**

1-port VDSL2 Gigabit LAN Extender . . . . .	VDU2-B130	9-1
10/100Base-TX LAN Extender . . . . .	LX100	9-3

**APPENDIX**

Legacy Products List

- 

## Features

- ## WEB EMS Topology





## **SmartView™ WEB EMS Server**

The server handles connection with the network devices using SNMP protocol, and is responsible for HTTP requests from management clients. Smartview™ Web EMS Server collects the information data from specific SNMP agents, stores the information into a persistent database and sends commands to control network elements.

## **Microsoft SQL Server Database**

SQL Server is the place where Smartview™ Web EMS stores collected data, such as alarms, traps and user actions, for long term retrieval. Smartview™ Web EMS supports the free Microsoft SQL Server Express Edition for data storage.

## **Multi-Administrators**

Management clients use web browser to monitor and control the devices at far end. Multiple operating connections are allowed, up to the limit of hardware and network.

## **Features at a Glance**

### **■ Fault Management**

#### **Alarm Detection**

SmartView™ WEB EMS continuously polls all network devices under its management and will visually display all alarm conditions found. Alarms will be categorized as Major, Minor or Warning, depending on severity and be cleared when alarm condition recovered.

#### **Alarm Selection**

Alarm events of network element are configurable. All alarm events are warned by default, but they can be manually disabled to ignore warning messages.

#### **Alarm Notification**

SmartView™ WEB EMS is capable of sending emails to selected administrators when critical alarms occur. Prompt notification of system problems aid in getting problems in the network devices fixed in the shortest time possible.

#### **Trap Collection**

When an SNMP agent experiences an abnormal condition, it will send a SNMP trap message to SmartView™ WEB EMS which then receives the message, and records it in the database.

#### **Network Topology**

Network elements and connections are monitored and displayed in network topology. Elements in color indicate some alarm condition is present. The screen may be zoomed in or out and a search function may be used to quickly find a device.

### **■ Configuration Management**

#### **Network Element Configuration**

SmartView™ WEB EMS is able to provide a single point of configuration for the device elements. Most settings only require mouse clicks and by using a tab format, most scrolling is eliminated. Current settings and status are displayed along with hardware and firmware versions for each element.

#### **Firmware Upgrade**

SmartView™ WEB EMS is able to upgrade firmware for a device. The upgrade status is displayed during upgrade process.

#### **Configuration Backup**

SmartView™ WEB EMS is able to backup configuration for a device. Backup configuration can be used to restore the settings to a device.

#### **Network Element Discovery**

SmartView™ WEB EMS has a tool for automatically discovering SNMP agents on the network. Simply enter an IP address range and the discovery program will ping every IP address looking for SNMP agents. Once discovered, the agents can be selected and brought into the polling.

### **■ Accounting Management**

#### **Network Inventory**

SmartView™ WEB EMS is able of accounting the number of network elements and line cards. Firmware version, MAC address and factory programmed serial number are displayed for each element.

# 1

**16 x 10G SFP+ + 4 x 10G combo ports Managed Ethernet Switch***Preliminary*

CTC Union Technologies unveils the brand-new gear to enable high-density 10G SFP+ slots Ethernet Switch. The XGS-2000M is designed to enable the application for aggregation network or core switching and connection for agile network deployment. It is equipped 16 ports 10G SFP+ slot + 4 ports 10G combo (10G SFP+ slot or 100M/1G/2.5G/5G/10G RJ45) in high performance switching and wire speed connectivity to boost the connection efficiency.

With anticipating AI-driven applications era is coming in the near future, every kind of appliance will be triggered to internet ready capability as it is aimed at the smart device. No matter what the enterprise or mission-oriented park such as hospital, manufacturing or campus etc. as well as SMB, they all have to keep the room and flexibility to expand the network capacity for increasing traffic from server, wireless access and IoT gears.

The 10G combo ports option maximizes the usability to extend the network deployment as you wish. When XGS-2000M is adopted in the access network deployment, it offers up to 20 10G fiber ports for highly extendable and easy installation features. The 10G RJ45 port is capable of supporting the NBase-T multi-gigabit standards to pave the way for future-proof WiFi 6E/7 gear and edge computing. It also can be used as the network expansion as connecting to the 10G fiber aggregation layer network. The business or telecom service provider can leverage XGS-2000M to provision 10Gbps speed migrated backbone network for multiple access and fulfilling versatile application scenarios.

The XGS-2000M is featured robust L2 switching functionality such as VLAN, port trunking, QoS, span tree protocol and IGMP multicast service as well as some L3 routing features included static route, RIP v1/v2, OSPF v1/v2/v3 and VRRP. The hard-wired based ACL enabled the secured network access and traffic transportation as network administrator desired to reduce the risks of unauthorized or illegal intruders. The diversified management interfaces via Web GUI, Telnet and SNMP offer friendly and ease-to-use as well as secured remotely management in traffic encrypted or isolated. Also, the adaptive fan speed control design delivers the noise suppression operation as silent as possible by detecting the traffic load in real time.

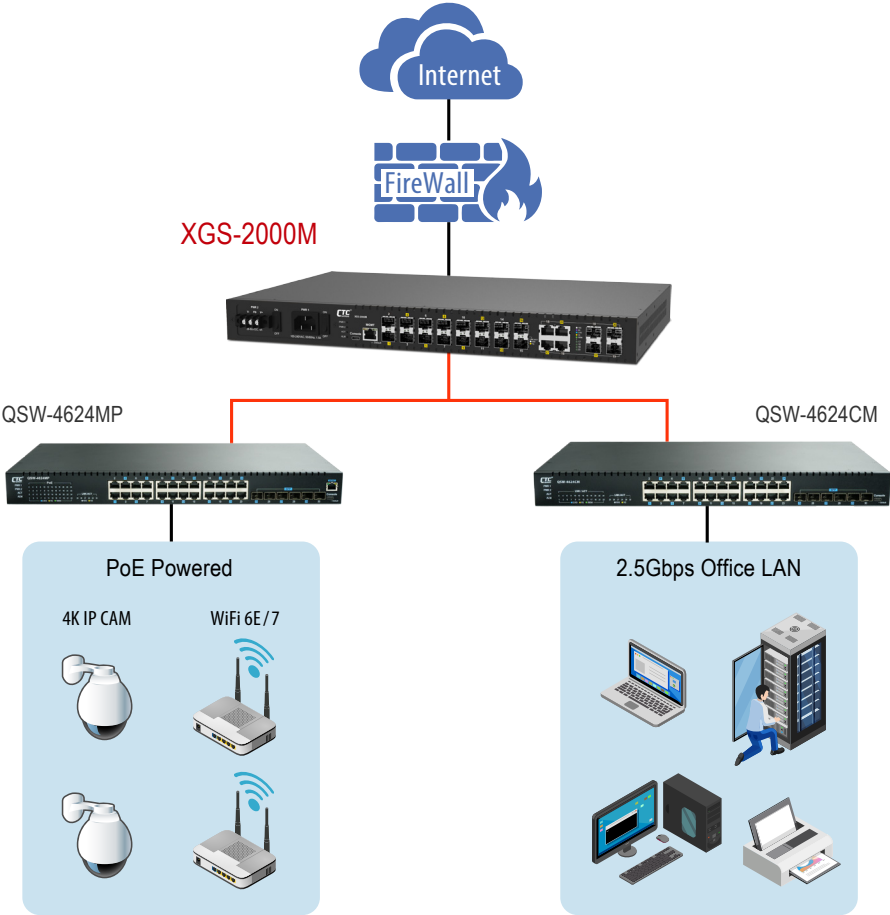
**Specifications**

<b>Interface</b>	Fiber port: 16x 10G SFP+	
	Combo port: 4x (10G SFP+ slot or 100M/1G/2.5G/5G/10G RJ45)	
	Console port: RS-232 in USB type C	
<b>Packet Forwarding Rate</b>	14880pps	@10Mbps
	148800pps	@100Mbps
	1488000pps	@1000Mbps
	3720000pps	@2.5Gbps
	7440000pps	@5Gbps
	14880000pps	@10Gbps
<b>Switching Fabric Capacity</b>	400Gbps	
<b>Transmission Method</b>	Store and Forward Switching	
<b>Packet Buffer</b>	32M bits	
<b>MAC Table Size</b>	32K	
<b>Jumbo Frame Size</b>	10K Bytes	

# 10G Ethernet Switch

VLAN Feature	IEEE 802.1Q tagged VLAN (4K VLAN groups)
	IEEE 802.1ad QinQ VLAN
	Voice VLAN, MAC based VLAN, Protocol based VLAN
	IP subnet based VLAN
	Private VLAN for port isolation, VLAN translation
Link Aggregation	Static trunk (SA, DA, IP, TCP/UDP port)
	IEEE 802.3ad LACP, 8 LACP trunk groups Max; 8 port Max. per LACP trunk group
	IEEE 802.1AX
L2 Switching Protection	IEEE 802.1D STP/IEEE 802.1w RSTP/IEEE 802.1s MSTP
	Loop Protection
QoS Feature	Hard wired IEEE 802.1p 8 priority queues per port
	Traffic scheduling based on strict/WRR priority
	CoS based traffic classification on switch port, VLAN ID, DSCP, TCP/UDP port
	IEEE 802.1p priority tag remarking, DSCP remarking
	Per port/queue based ingress/egress rate limit in steps of 100kbps
	IEEE 802.3x flow control
	IEEE 802.1Qbb priority based full-duplex flow control
Security	Multicast/Broadcast/Unicast storm control with flooding control
	Static port security (MAC based)
	Per port limited MAC learning
	Port based/MAC base/single/multiple IEEE 802.1x access control
	512 ACL rules based on L2~L4 information
	RADIUS/TACACS+ AAA
	HTTPs & SSH v2
	IP/MAC binding
IP Multicasting	IP source guard & ARP inspection
	IGMP snooping v1/v2/v3, IGMP proxy
	MLD snooping v1/v2
	IGMP fast leave
	IGMP query
	IGMP filtering/throttling
	MVR (Multicast VLAN Registration)
L3 Routing	Static route, RIP v1/v2, OSPF v1/v2/v3, VRRP
Management	WebGUI/Telnet CLI interface
	SNMP v1/v2c/v3
	RMON I (1,2,3,9 groups) & RFC1213 MIB II
	DHCP client/snooping/relay option 82
	TFTP/HTTP based firmware and configuration upgrade
	Port mirroring, RSPAN
	Event syslog server
	DNS client/proxy
	NTP client
	UPnP
	IPv4/IPv6 management
	SFF-8472 DDMI
	IEEE 802.1ab LLDP
Power Input	100~240VAC ; 36~60VDC
Power Consumption	< 50W
Operating Temperature	0~50℃
Storage Temperature	-25~70℃
Humidity	5%~95% (non-condensing)
Dimension	440 x 280 x 43.5 mm (W x D x H)
Certification	CE, FCC class A

# 10G Ethernet Switch



## Ordering Information

Model Name	Description
XGS-2000M-AC	16 x 10G SFP+ Slots + 4 x 10G combo ports Managed Ethernet Switch with Single AC Power Supply
XGS-2000M-DC	16 x 10G SFP+ Slots + 4 x 10G combo ports Managed Ethernet Switch with Single DC Power Supply (-48V)
XGS-2000M-AA	16 x 10G SFP+ Slots + 4 x 10G combo ports Managed Ethernet Switch with Dual AC Power Supply
XGS-2000M-DD	16 x 10G SFP+ Slots + 4 x 10G combo ports Managed Ethernet Switch with Dual DC power Supply (-48V)
XGS-2000M-AD	16 x 10G SFP+ Slots + 4 x 10G combo ports Managed Ethernet Switch with AC + DC Power Supply

## Optional Accessory

### • 10G SFP+ Transceiver Module

Model Name	Description
SFM-1000-SR85	10G SFP+ SR/SW MMF 300m, 850nm VCSEL, 10G Ethernet/FC/SDH/SONET
SFS-1010-LR31	10G SFP+ LR/LW SMF 10km, 1310nm DFB DML, 10G Ethernet/FC/SDH/SONET
SFS-1040-ER55	10G SFP+ ER/EW SMF 40km, 1550nm DFB EML, 10G Ethernet/FC/SDH/SONET
SFS-1080-ZR55	10G SFP+ ZR/EW SMF 80km, 1550nm DFB EML, 10G Ethernet/FC/SDH/SONET

**8 × GbE RJ45 + 12 × 10G SFP+****L2+ Managed 10G Ethernet Switch with SyncE/PTP**

CTC Union Technologies unveils the brand-new gear to enable high-density 10G SFP+ slots Ethernet Switch. The XGS-1208SE is designed to enable the application for 4G/5G mobile backhaul network or core switching and connection for agile network deployment. It is equipped 8 ports GbE RJ45 and 12 ports 10G SFP+ slot in high performance switching and wire speed connectivity to boost the connection efficiency as well as capable of delivering time sensitive application.

The XGS-1208SE is featured robust L2 switching functionality such as VLAN, port trunking, QoS, span tree protocol and IGMP multicast service. The hard-wired based ACL enabled the secured network access and traffic transportation as network administrator desired to reduce the risks of unauthorized or illegal intruders. The diversified management interfaces via Web GUI, Telnet and SNMP offer friendly and ease-to-use as well as secured remotely management in traffic encrypted or isolated.

Every Ethernet copper or fiber port on XGS-1208SE except management port can be configured to deliver the timestamp messages of SyncE or IEEE 1588v2 inside Ethernet packets for the precision time purpose of mobile backhaul or smart factory automation network. XGS-1208SE is built-in 1PPS input and output SMA connectors. The output SMA interface supports the waveform measurement of IEEE 1588v2 via external instrument as well as the input SMA interface can be connected to external time source as the reference clock for the network.

## Specifications

<b>Interface</b>	Fiber port: 12x 10G SFP+	
	Copper port: 8x 10/100/1000Base-T RJ45	
	1PPS port: SMA connector × 2 (input/output)	
	Console port: RS-232 in USB type C	
<b>Packet Forwarding Rate</b>	14880pps	@10Mbps
	148800pps	@100Mbps
	1488000pps	@1000Mbps
	14880000pps	@10Gbps
<b>Switching Fabric Capacity</b>	256Gbps	
<b>Transmission Method</b>	Store and Forward Switching	
<b>Packet Buffer</b>	32M bits	
<b>MAC Table Size</b>	32K	
<b>Jumbo Frame Size</b>	10K Bytes	
<b>VLAN Feature</b>	IEEE 802.1Q tagged VLAN (4K VLAN groups), IEEE 802.1ad QinQ VLAN, Voice VLAN	
	MAC based VLAN, Protocol based VLAN, IP subnet based VLAN, Private VLAN for port isolation, VLAN translation	
<b>Link Aggregation</b>	Static trunk (SA, DA, IP, TCP/UDP port)	
	IEEE 802.3ad LACP, IEEE 802.1AX, 8 port Max. per LACP trunk group; 10 LACP trunk groups Max	
<b>L2 Switching Protection</b>	IEEE 802.1D STP/IEEE 802.1w RSTP/IEEE 802.1s MSTP, Loop Protection	
<b>QoS Feature</b>	Hard wired IEEE 802.1p 8 priority queues per port, Traffic scheduling based on strict/WRR priority	
	CoS based traffic classification on switch port, VLAN ID, DSCP, TCP/UDP port	
	IEEE 802.1p priority tag remarking, DSCP remarking	
	Per port/queue based ingress / egress rate limit in steps of 100kbps, IEEE 802.3x flow control	
	IEEE 802.1Qbb priority based full-duplex flow control, Multicast / Broadcast / Unicast storm control with flooding control	
<b>Security</b>	Static port security (MAC based), Per port limited MAC learning	
	Port based/MAC base/single/multiple IEEE 802.1x access control	
	512 ACL rules based on L2~L4 information, RADIUS/TACACS+ AAA, HTTPs & SSH v2	
	IP/MAC binding, IP source guard & ARP inspection	
	IGMP snooping v1/v2/v3, IGMP proxy, MLD snooping v1/v2, IGMP fast leave	
<b>IP Multicasting</b>	IGMP query, IGMP filtering/throttling, MVR (Multicast VLAN Registration)	

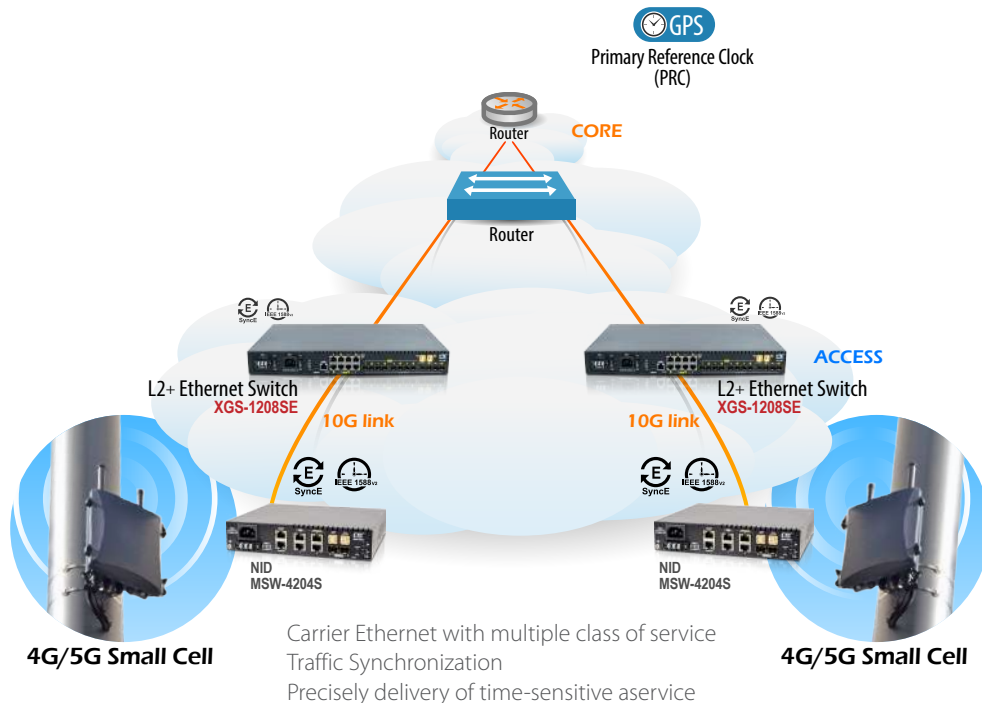


## L2+ Managed 10G Ethernet Switch with SyncE

<b>SyncE</b>	ITU-T G.8261/G.8262/G.8264 on all Ethernet interfaces, Sync status message support
<b>PTP</b>	ITU-T G.8263 slave clock, ITU-T G.8273.2 boundary clock, ITU-T G.8273.3 transparent clock ITU-T G.8265.1/G.8275.1 telecom profile (optional), IEEE 802.1AS gPTP
<b>Management</b>	WebGUI/Telnet CLI interface, SNMP v1/v2c/v3, RMON I (1,2,3,9 groups) & RFC1213 MIB II DHCP client/snooping/relay option 82, TFTP/HTTP based firmware and configuration upgrade Port mirroring, RSPAN, Event syslog server, DNS client/proxy, NTP client, UPnP IPv4/IPv6 management, SFF-8472 DDMI, IEEE 802.1ab LLDP
<b>Power Input</b>	100~240VAC ; 36~60VDC
<b>Power Consumption</b>	38.4 Watts Max.
<b>Operating Temperature</b>	0~50 °C
<b>Storage Temperature</b>	-25~70 °C
<b>Humidity</b>	5%~95% (non-condensing)
<b>Dimension</b>	440 × 280 × 43.5 mm (W×D×H)
<b>Certification</b>	CE, FCC class A

### Application

#### 10G Managed Ethernet Switch with SyncE



### Ordering Information

Model Name	Description
XGS-1208SE-AC	8 × GbE RJ45 + 12 × 10G SFP+ Slots L2+ Managed Ethernet Switch with Single AC Power Supply
XGS-1208SE-DC	8 × GbE RJ45 + 12 × 10G SFP+ Slots L2+ Managed Ethernet Switch with Single DC Power Supply (-48V)
XGS-1208SE-AA	8 × GbE RJ45 + 12 × 10G SFP+ Slots L2+ Managed Ethernet Switch with Dual AC Power Supply
XGS-1208SE-DD	8 × GbE RJ45 + 12 × 10G SFP+ Slots L2+ Managed Ethernet Switch with Dual DC power Supply (-48V)
XGS-1208SE-AD	8 × GbE RJ45 + 12 × 10G SFP+ Slots L2+ Managed Ethernet Switch with AC + DC Power Supply

### Optional Accessory

#### • 10G SFP+ Transceiver Module

Model Name	Description
SFM-1000-SR85	10G SFP+ SR/SW MMF 300m, 850nm VCSEL, 10G Ethernet/FC/SDH/SONET
SFS-1010-LR31	10G SFP+ LR/LW SMF 10km, 1310nm DFB DML, 10G Ethernet/FC/SDH/SONET
SFS-1040-ER55	10G SFP+ ER/EW SMF 40km, 1550nm DFB EML, 10G Ethernet/FC/SDH/SONET
SFS-1080-ZR55	10G SFP+ ZR/EW SMF 80km, 1550nm DFB EML, 10G Ethernet/FC/SDH/SONET



**8 × GbE RJ45 + 12 × 10G SFP+**  
**L2+ Managed 10G Ethernet Switch**


With anticipating AI-driven applications era is coming in the near future, every kind of appliance will be triggered to internet ready capability as it is aimed at the smart device. No matter that the enterprise or mission-oriented park such as hospital, manufacturing or campus etc. as well as SMB, they all have to keep the room and flexibility to expand the network capacity for increasing traffic from server, wireless access and IoT gears.

When XGS-1208M is adopted in the access network deployment, it offers up to 12 10G fiber ports for highly extendable and easy installation features. It also can be used as the network expansion as connecting to the 10G fiber aggregation layer network. The business or telecom service provider can leverage XGS-1208M to provision 10Gbps speed migrated backbone network for multiple access and fulfilling versatile application scenarios.

The XGS-1208M is featured robust L2 switching functionality such as VLAN, port trunking, QoS, span tree protocol and IGMP multicast service. The hard-wired based ACL enabled the secured network access and traffic transportation as network administrator desired to reduce the risks of unauthorized or illegal intruders. The diversified management interfaces via Web GUI, Telnet and SNMP offer friendly and ease-to-use as well as secured remotely management in traffic encrypted or isolated. Also, the adaptive fan speed control design delivers the noise suppression operation as silent as possible by detecting the traffic load in real time.

## Specifications

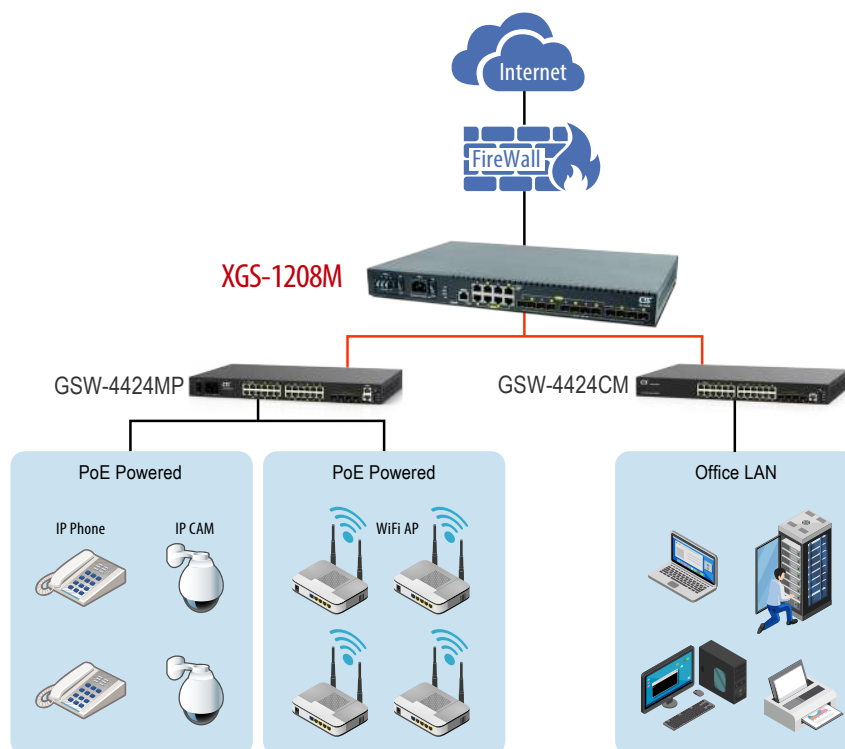
<b>Interface</b>	Fiber port: 12x 10G SFP+
	Copper port: 8x 10/100/1000Base-T RJ45
	Console port: RS-232 in USB type C
<b>Packet Forwarding Rate</b>	14880pps @10Mbps
	148800pps @100Mbps
	1488000pps @1000Mbps
	14880000pps @10Gbps
<b>Switching Fabric Capacity</b>	256Gbps
<b>Transmission Method</b>	Store and Forward Switching
<b>Packet Buffer</b>	32M bits
<b>MAC Table Size</b>	32K
<b>Jumbo Frame Size</b>	10K Bytes
<b>VLAN Feature</b>	IEEE 802.1Q tagged VLAN (4K VLAN groups), IEEE 802.1ad QinQ VLAN
	Voice VLAN, MAC based VLAN, Protocol based VLAN, IP subnet based VLAN
	Private VLAN for port isolation, VLAN translation
<b>Link Aggregation</b>	Static trunk (SA, DA, IP, TCP/UDP port)
	IEEE 802.3ad LACP, IEEE 802.1AX, 8 port Max. per LACP trunk group; 10 LACP trunk groups Max
<b>L2 Switching Protection</b>	IEEE 802.1D STP/IEEE 802.1w RSTP/IEEE 802.1s MSTP, Loop Protection
<b>QoS Feature</b>	Hard wired IEEE 802.1p 8 priority queues per port, Traffic scheduling based on strict/WRR priority
	CoS based traffic classification on switch port, VLAN ID, DSCP, TCP/UDP port, IEEE 802.1p priority tag remarking
	DSCP remarking, Per port/queue based ingress/egress rate limit in steps of 100kbps
	IEEE 802.3x flow control, IEEE 802.1Qbb priority based full-duplex flow control
	Multicast/Broadcast/Unicast storm control with flooding control
<b>Security</b>	Static port security (MAC based), Per port limited MAC learning
	Port based/MAC base/single/multiple IEEE 802.1x access control
	512 ACL rules based on L2~L4 information, RADIUS/TACACS+ AAA, HTTPs & SSH v2
	IP/MAC binding, IP source guard & ARP inspection

## L2+ Managed 10G Ethernet Switch

<b>IP Multicasting</b>	IGMP snooping v1/v2/v3, IGMP proxy, MLD snooping v1/v2 IGMP fast leave, IGMP query, IGMP filtering/throttling, MVR (Multicast VLAN Registration)
<b>Management</b>	WebGUI/Telnet CLI interface, SNMP v1/v2c/v3, RMON I (1,2,3,9 groups) & RFC1213 MIB II DHCP client/snooping/relay option 82, TFTP/HTTP based firmware and configuration upgrade Port mirroring, RSPAN, Event syslog server, DNS client/proxy, NTP client, UPnP IPv4/IPv6 management, SFF-8472 DDMI, IEEE 802.1ab LLDP
<b>Power Input</b>	100~240VAC ; 36~60VDC
<b>Power Consumption</b>	38.4 Watts Max.
<b>Operating Temperature</b>	0~50 °C
<b>Storage Temperature</b>	-25~70 °C
<b>Humidity</b>	5%~95% (non-condensing)
<b>Dimension</b>	440 × 280 × 43.5 mm (W×D×H)
<b>Certification</b>	CE, FCC class A

### Application

#### 10G Managed Ethernet Switch



### Ordering Information

Model Name	Description
<b>XGS-1208M-AC</b>	8 × GbE RJ45 + 12 × 10G SFP+ Slots Managed Ethernet Switch with Single AC Power Supply
<b>XGS-1208M-DC</b>	8 × GbE RJ45 + 12 × 10G SFP+ Slots Managed Ethernet Switch with Single DC Power Supply (-48V)
<b>XGS-1208M-AA</b>	8 × GbE RJ45 + 12 × 10G SFP+ Slots Managed Ethernet Switch with Dual AC Power Supply
<b>XGS-1208M-DD</b>	8 × GbE RJ45 + 12 × 10G SFP+ Slots Managed Ethernet Switch with Dual DC power Supply (-48V)
<b>XGS-1208M-AD</b>	8 × GbE RJ45 + 12 × 10G SFP+ Slots Managed Ethernet Switch with AC + DC Power Supply

### Optional Accessory

#### • 10G SFP+ Transceiver Module

Model Name	Description
<b>SFM-1000-SR85</b>	10G SFP+ SR/SW MMF 300m, 850nm VCSEL, 10G Ethernet/FC/SDH/SONET
<b>SFS-1010-LR31</b>	10G SFP+ LR/LW SMF 10km, 1310nm DFB DML, 10G Ethernet/FC/SDH/SONET
<b>SFS-1040-ER55</b>	10G SFP+ ER/EW SMF 40km, 1550nm DFB EML, 10G Ethernet/FC/SDH/SONET
<b>SFS-1080-ZR55</b>	10G SFP+ ZR/EW SMF 80km, 1550nm DFB EML, 10G Ethernet/FC/SDH/SONET

**24 × GbE/SFP + 4 × GbE/RJ-45 with 4 × 10G/SFP+  
L2+ Carrier Ethernet Switch**

**CE** <sup>2.0</sup>



Aimed at Carrier Ethernet market application, CTC Union Technologies unveils the L2+ gigabit carrier Ethernet switch, MSW-4428X, which fully meets the attributes of Carrier Ethernet standards proposed by MEF (Metro Ethernet Forum). With the deployment of MSW4428X, operators or service providers can flexibly provision the bandwidth of either 100Mbps or 1000Mbps as well as uplink connection of Gigabit or 10G speed upon their service application.

The MSW-4428X is equipped with 24 100Base-FX/1000Base-X dual speed SFP slots, 4 ports GbE (10/100/1000Base-T) ports and 4 1G/10Gbps dual speed SFP+ uplink slots. It has built-in dual power supplies to enable power redundancy and enhance high network availability. It also complies with CE2.0 standard to support E-Line/E-LAN/E-Tree/E-Access service and enables the bandwidth profile configuration delivering SLA (Service Level Agreement) for end-to-end performance characteristics as well as Ethernet OAM functionality to support carrier grade service OAM management rapidly detecting and recovering from the network incidents in real time.

## Features

### Fully dual rate architecture of fiber link port

Completely dual speed ports of fiber link to offer the scalable physical connection of Metro Ethernet network for operators

### Fully Ethernet OAM enabled

Enables Ethernet OAM features (IEEE 802.3ah/802.1ag/ITU-T Y.1731) to rapidly detect and recover network fault and save the OPEX for operators as well as increase customer satisfaction

### MEF standards compliant solution

CE2.0 compliant product to guarantee the compatibility with other MEF certified equipment and reduce the risk and cost for Metro Ethernet network deployment of operators

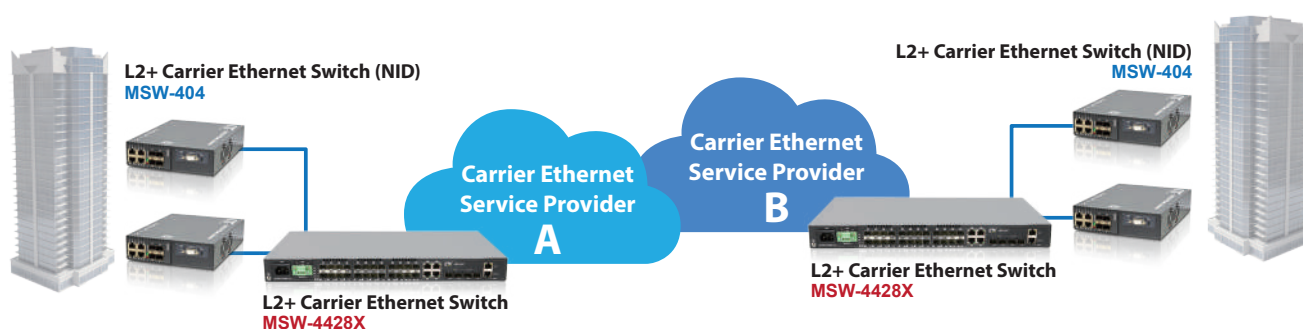
## Specifications

<b>Interface</b>	24x 100/1000Mbps SFP slots + 4x 10/100/1000Base-T RJ45 + 4x 1G/10Gbps SFP+ slots
<b>Console Port</b>	1x RJ-45 console port
<b>Management Port</b>	1x 10/100/1000Base-T RJ45
<b>Switching Fabric Capacity</b>	136Gbps
<b>Packet Forwarding Capacity</b>	102Mpps
<b>Filter &amp; Forward Rate</b>	14880pps at 10Mbps, 148800pps at 100Mbps, 1488000pps at 1Gbps, 14880000pps at 10Gbps
<b>Transmission Method</b>	Store and Forward Switching
<b>Standards</b>	IEEE 802.3u, IEEE 802.3z, IEEE 802.3ae, IEEE 802.1p, IEEE 802.1Q, IEEE 802.1ad, IEEE 802.1D, IEEE 802.1w IEEE 802.1s, IEEE 802.1x, IEEE 802.3ad, IEEE 802.3az, IEEE 802.3ah, IEEE 802.1ag, ITU-T Y.1731
<b>Packet Buffer</b>	32M bits
<b>Mac Table Size</b>	32K
<b>Jumbo Frames Size</b>	10,240 bytes
<b>VLAN Feature</b>	IEEE 802.1Q tagged VLAN(Max. 4K VLAN groups), port based VLAN, MAC based VLAN, protocol based VLAN private VLAN, IEEE 802.1ad Q-in-Q, VLAN translation, GVRP
<b>QoS Feature</b>	Hard wired IEEE 802.1p 8 priority queues per port, CoS based on switch port, VLAN ID, DSCP, TCP/UDP port IEEE 802.1p priority tag remarking, DSCP remarking, Port based ingress/egress rate limit 3 colors marker-CIR/EIR/Burst bandwidth control, IEEE 802.3x flow control

## L2+ Gigabit Carrier Ethernet Switch

<b>L2 switching Protection</b>	STP, RSTP, MSTP, ITU-T G.8031/G.8032
<b>Trunking</b>	IEEE 802.3ad LACP (Max. 16 trunking group; Max. 8 ports per trunking group)
<b>Security</b>	IEEE 802.1x port based access control, MAC based access control authentication RADIUS/TACACS+ AAA, Per port limited MAC address learning, IP/MAC binding, ACL rule based filtering IP source guard, DHCP client/snooping/relay option 82, ARP inspection
<b>IP Multicasting</b>	IGMP throttling, IGMP filtering, IGMP fast leave, IGMP snooping v1/v2/v3, MVR, MLD snooping v1/v2
<b>Storm Control</b>	Unicast/Broadcast/Multicast storm suppression
<b>Management</b>	Web/Telnet CLI/SNMP/console interface, Web/CLI authentication, SSH v2, HTTPs, Port mirroring RSPAN, Syslog, IPv6 management, NTP IEEE 802.3az Energy/Efficient/Ethernet (EEE) power management, SFF-8472 DDMI
<b>SNMP agent</b>	SNMP v1/v2c/v3, RMON Group 1,2,3 and 9
<b>Software Upgrade</b>	TFTP/HTTP
<b>Ethernet OAM</b>	IEEE 802.3ah/IEEE 802.1ag/ITU-T Y.1731, RFC2544, ITU-T Y.1564
<b>LED Display</b>	Power, System, Console, Link/Act, Speed
<b>Power Input</b>	100~240VAC ; 36~60VDC
<b>Build in Power Module Combination</b>	AC, DC, AD (AC+DC), AA (AC+AC) or DD (DC+DC)
<b>Power Consumption</b>	40.3 Watts Max.
<b>Operating Temperature</b>	-10~60°C
<b>Storage Temperature</b>	-25~70°C
<b>Humidity</b>	5% ~ 90% (non-condensing)
<b>Dimension</b>	440 × 250 × 43.5mm (W×D×H)
<b>Certification</b>	FCC, CE

### Application



### Ordering Information

Model Name	Description
MSW-4428X-AC	L2+ 10G Fiber Access Switch and Build-in Single AC Power Module
MSW-4428X-DC	L2+ 10G Fiber Access Switch and Build-in Single DC Power Module
MSW-4428X-AA	L2+ 10G Fiber Access Switch and Build-in Dual AC Power Module
MSW-4428X-DD	L2+ 10G Fiber Access Switch and Build-in Dual DC power Module
MSW-4428X-AD	L2+ 10G Fiber Access Switch and Build-in AC + DC Power Module

### Optional Accessory

#### • 10G SFP+ Transceiver Module

Model Name	Description
SFM-1000-SR85	10G SFP+ SR/SW MMF 300m, 850nm VCSEL, 10G Ethernet/FC/SDH/SONET
SFS-1010-LR31	10G SFP+ LR/LW SMF 10km, 1310nm DFB DML, 10G Ethernet/FC/SDH/SONET
SFS-1040-ER55	10G SFP+ ER/EW SMF 40km, 1550nm DFB EML, 10G Ethernet/FC/SDH/SONET
SFS-1080-ZR55	10G SFP+ ZR/EW SMF 80km, 1550nm DFB EML, 10G Ethernet/FC/SDH/SONET

**20x GbE, SFP + 4x GbE Combo + 4x 10GE SFP+  
L2+ Managed Carrier Ethernet Switch**

**CE** <sup>2.0</sup>



The MSW-4424C is positioned as a layer 2+ Gigabit access switch solution. It is equipped with 20 100Base-FX/1000Base-X dual speed SFP slots, 4 ports GbE combo (10/100/1000Base-T or 100/1000Base-X SFP) ports and 4 1000Base-X/10G Base-X dual speed SFP+ uplink slots. The MSW-4424C offers the best flexibility and scalability for operators or service providers to deploy their Metro Ethernet network. With the deployment of MSW-4424C, operators or service providers can flexibly provision the bandwidth for either 100Mbps or 1000Mbps as well as uplink connection of Gigabit or 10G speed in their service applications. The MSW-4424C has built-in dual power supplies to enable power redundancy and enhance the high network availability.

Aimed at Metro Ethernet applications, the specifications of MSW-4424C fully meet the attributes of Carrier Ethernet proposed by MEF (Metro Ethernet Forum). It complies with MEF 9 standard to support E-Line/E-Access service and MEF 14 standard to enable the bandwidth profile configuration delivering SLA (Service Level Agreement) for end-to-end performance characteristics as well as Ethernet OAM functionality to support carrier grade service OAM management rapidly detecting and recovering from the network incidents in real time.

## Features

### Fully dual rate architecture of fiber link port

Completely dual speed ports of fiber link to offer the scalable physical connection of Metro Ethernet network for operators

### Fully Ethernet OAM enabled

Enables Ethernet OAM features (IEEE 802.3ah/802.1ag/ITU-T Y.1731) to rapidly detect and recover network fault and save the OPEX for operators as well as increase customer satisfaction

### MEF standards compliant solution

CE2.0 compliant product to guarantee the compatibility with other MEF certified equipment and reduce the risk and cost for Metro Ethernet network deployment of operators

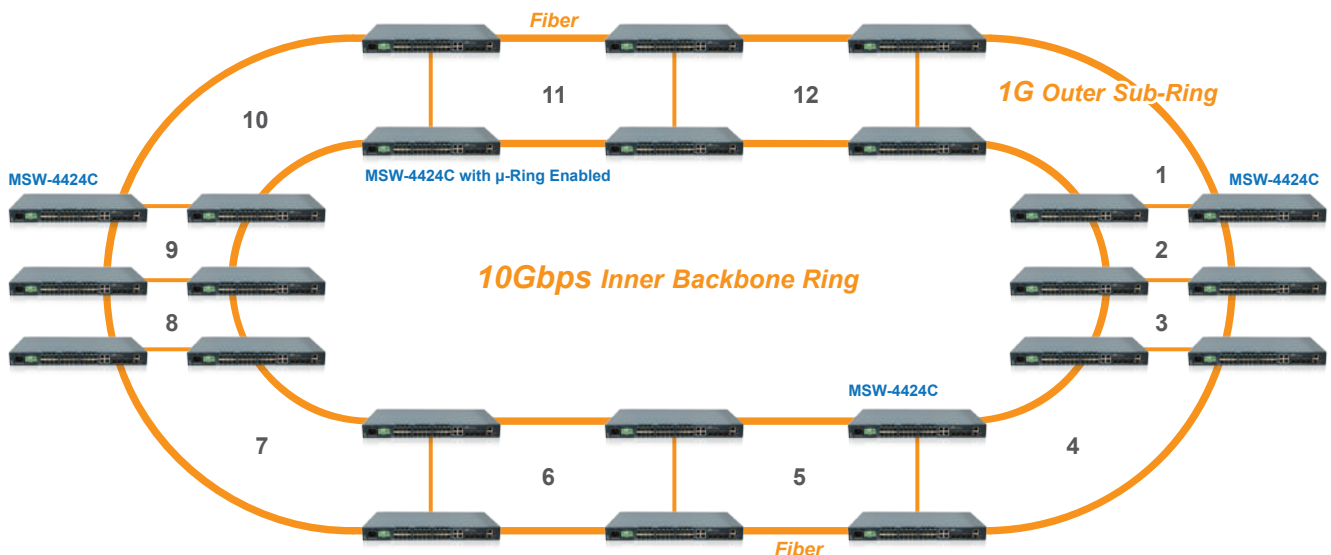
## Specifications

<b>Interface</b>	4x 100/1000Mbps SFP slots x 20 + GbE combo port (10/100/1000Base-T or 100/1000Mbps SFP slot) 4x 1/10Gbps SFP+ slot
<b>Console Port</b>	RJ-45 console port x 1
<b>Management Port</b>	10/100/1000Base-T RJ45 x 1
<b>Filter &amp; Forward Rate</b>	14880pps at 10Mbps, 148800pps at 100Mbps, 1488000pps at 1Gbps, 14880000pps at 10Gbps
<b>Switching Fabric Capacity</b>	128Gbps
<b>Packet Forwarding Capacity</b>	95Mpps
<b>Transmission Method</b>	Store and Forward Switching
<b>Standard</b>	IEEE 802.3u, IEEE 802.3z, IEEE 802.3ae, IEEE 802.1p IEEE 802.1Q, IEEE 802.1ad, IEEE 802.1d, IEEE 802.1w IEEE 802.1s, IEEE 802.1x, IEEE 802.3ad, IEEE 802.3ah IEEE 802.1ag, IEEE 802.3az, ITU-T Y.1731
<b>Packet Buffer</b>	32M bits
<b>Mac Table Size</b>	32K
<b>Max. Packet Size</b>	10K Bytes

## L2+ Gigabit Carrier Ethernet Switch

<b>VLAN Feature</b>	IEEE 802.1Q tagged VLAN (Max. 4K VLAN groups) Port based VLAN, MAC based VLAN, Protocol based VLAN Private VLAN, IEEE 802.1ad Q-in-Q, VLAN translation, GVRP
<b>QoS Feature</b>	IEEE 802.1p 8 priority queues per port, CoS based on switch port, VLAN ID, DSCP, TCP/UDP port IEEE 802.1p priority tag remarking, DSCP remarking, Port based ingress/egress rate limit 3 colors marker-CIR/EIR/Bursts bandwidth control
<b>L2 switching Protection</b>	STP, RSTP, MSTP, ITU-T G.8031/G.8032
<b>Trunking</b>	IEEE 802.3ad LACP (Max. 14 trunking group; Max. 8 ports per trunking group).
<b>Security</b>	IEEE 802.1x port based access control MAC based access control authentication RADIUS authentication, Per port limited MAC address learning IP/MAC binding, ACL rule based filtering, TACACS+ IP source guard, DHCP client/snooping/relay option 82 ARP inspection
<b>IP Multicasting</b>	IGMP throttling, IGMP filtering, IGMP fast leave IGMP snooping v1/v2/v3, MVR, MLD snooping v1/v2
<b>Storm Control</b>	Unknown Unicast/Broadcast/Multicast storm suppression
<b>Management</b>	Web/Telnet CLI/SNMP/console interface Web/CLI authentication, SSH v2, HTTPs, port mirroring Syslog, IPv6 management, NTP, SNTP, IEEE 802.3az, Energy, Efficient, Ethernet (EEE) power management
<b>SNMP agent</b>	SNMP v1/v2c/v3, RMON Group 1,2,3 and 9
<b>Software upgrade</b>	TFTP/HTTP
<b>Ethernet OAM</b>	IEEE 802.3ah/IEEE 802.1ag/ITU-T Y.1731
<b>LED display</b>	Power, System, Console, Link/Act, Speed
<b>Power input</b>	100~240VAC ; 36~60VDC
<b>Build in power module combination</b>	AC, DC, AD (AC+DC), AA (AC+AC) or DD (DC+DC)
<b>Power Consumption</b>	32.84 Watts Max.
<b>Operating Temperature</b>	-10~60°C
<b>Storage Temperature</b>	-25~70°C
<b>Humidity</b>	5% ~ 90% (non-condensing)
<b>Dimensions</b>	250 x 440 x 43.5mm (DxWxH)
<b>Certification</b>	FCC, CE

### Application



## L2+ Gigabit Carrier Ethernet Switch

### Ordering Information

Model Name	Description
MSW-4424C-AC	L2+ 10G Fiber Access Switch with Build-in Single AC Power Module
MSW-4424C-DC	L2+ 10G Fiber Access Switch with Build-in Single DC Power Module
MSW-4424C-AA	L2+ 10G Fiber Access Switch with Build-in Dual AC Power Module
MSW-4424C-DD	L2+ 10G Fiber Access Switch with Build-in Dual DC power Module
MSW-4424C-AD	L2+ 10G Fiber Access Switch with Build-in AC + DC Power Module

### Optional Accessory

#### • 10G SFP+ Transceiver Module

Model Name	Description
SFM-1000-SR85	10G SFP+ SR/SW MMF 300m, 850nm VCSEL, 10G Ethernet/FC/SDH/SONET
SFS-1010-LR31	10G SFP+ LR/LW SMF 10km, 1310nm DFB DML, 10G Ethernet/FC/SDH/SONET
SFS-1040-ER55	10G SFP+ ER/EW SMF 40km, 1550nm DFB EML, 10G Ethernet/FC/SDH/SONET
SFS-1080-ZR55	10G SFP+ ZR/EW SMF 80km, 1550nm DFB EML, 10G Ethernet/FC/SDH/SONET



## 24x GbE, SFP + 4x 10GE SFP+ L2+ Carrier Ethernet Switch



MSW-4424A L2+ managed Gigabit Ethernet switches are positioned as a Carrier Ethernet access switch solution. They are equipped with 24 SFP based 100Base-FX/1000Base-X dual speed optical ports and 4 10G Base-X SFP+ or 1000Base-X SFP uplink ports. The MSW-4424A offers the best flexibility and scalability for operators and service providers to deploy their Metro Ethernet networks. Aimed specifically at Metro Ethernet deployment, the specifications of MSW-4424A fully meet the attributes of Carrier Ethernet proposed by the Metro Ethernet Forum. The switches comply with MEF 9 standard to support E-Line/E-Access services and MEF 14 standard to enable the bandwidth profile configuration for delivering SLA (Service Level Agreement) with predictable end-to-end performance characteristics. MSW-4424A also supports advanced service OAM management to rapidly detect and recover from the network incidents in real time.

## Features

### Front access and hot swappable design

All of the system modules are front accessible, the hot swappable power and FAN module are designed to keep high network availability without service interruption when components fail

### Fully dual rate architecture of fiber link port

Dual speed fiber ports offer scalable physical connections for Metro Ethernet network operators

### Fully Ethernet OAM enable

Ethernet OAM features (IEEE 802.3ah/802.1ag/ITU-T Y.1731) help to rapidly detect and recover network faults and save OPEX for operators as well as increase customer satisfaction

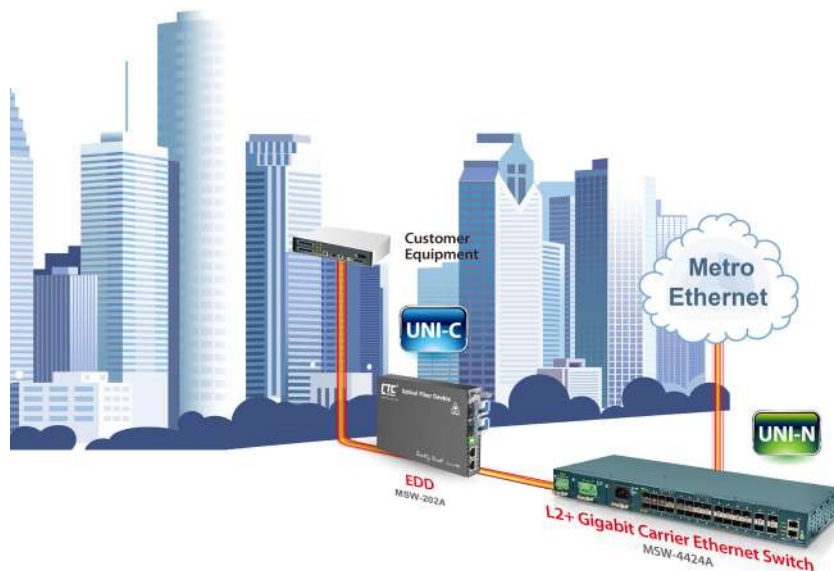
## Specifications

<b>Interface</b>	24x 100/1000Mbps SFP slots + 4x 1G/10Gbps SFP+ slot
<b>Console Port</b>	1x RJ-45 console port
<b>Management Port</b>	1x 10/100/1000Base-T RJ45
<b>Filter &amp; Forward Rate</b>	14880pps at 10Mbps, 148800pps at 100Mbps, 1488000pps at 1Gbps, 14880000pps at 10Gbps
<b>Switching Fabric Capacity</b>	128Gbps
<b>Packet Forwarding Capacity</b>	95Mpps
<b>Transmission Method</b>	Store and Forward Switching
<b>Standards</b>	IEEE 802.3u, IEEE 802.3z, IEEE 802.3ae, IEEE 802.1p IEEE 802.1Q, IEEE 802.1ad, IEEE 802.1D, IEEE 802.1w IEEE 802.1s, IEEE 802.1x, IEEE 802.3ad, IEEE 802.3ah IEEE 802.3az, IEEE 802.1ag, ITU-T Y.1731
<b>Packet Buffer</b>	32M bits
<b>Mac Table Size</b>	32K
<b>Max. Packet Size</b>	10K Bytes
<b>VLAN Feature</b>	IEEE 802.1Q tagged VLAN (Max. 4K VLAN groups) Port based VLAN, MAC based VLAN, Protocol based VLAN Private VLAN, IEEE 802.1ad Q-in-Q, VLAN translation, GVRP
<b>QoS Feature</b>	IEEE 802.1p 8 priority queues per port, CoS based on switch port, VLAN ID, DSCP, TCP/UDP port IEEE 802.1p priority tag remarking, DSCP remarking, Port based ingress/egress rate limit 3 colors marker-CIR/EIR/Burst bandwidth control
<b>L2 switching Protection</b>	STP, RSTP, MSTP, ITU-T G.8031/G.8032
<b>Trunking</b>	IEEE 802.3ad LACP (Max. 14 trunking group; Max. 8 ports per trunking group)

## L2+ Gigabit Carrier Ethernet Switch

<b>Security</b>	IEEE 802.1x port based access control, MAC based access control authentication RADIUS authentication, Per port limited MAC address learning, IP/MAC binding, ACL rule based filtering TACACS+, IP source guard, DHCP client/snooping/relay option 82, ARP inspection
<b>IP Multicasting</b>	IGMP throttling, IGMP filtering, IGMP fast leave IGMP snooping v1/v2/v3, MVR, MLD snooping v1/v2
<b>Storm Control</b>	Unknown Unicast/Broadcast/Multicast storm suppression
<b>Management</b>	Web/Telnet CLI/SNMP/console interface, Web/CLI Authentication, SSH v2, HTTPs, Port mirroring Syslog, IPv6 management, NTP, SNTP, IEEE 802.3az, Energy, Efficient, Ethernet (EEE) power management
<b>SNMP Agent</b>	SNMP v1/v2c/v3, RMON Group 1,2,3 and 9
<b>Software upgrade</b>	TFTP / HTTP
<b>Ethernet OAM</b>	IEEE 802.3ah / IEEE 802.1ag / ITU-T Y.1731
<b>LED display</b>	Power, System, Console, Link/Act, Speed
<b>Power input</b>	100~240VAC ; 36~60VDC
<b>Power Consumption</b>	39 Watts Max.
<b>Operating Temperature</b>	-10 ~ 60°C
<b>Storage Temperature</b>	-25 ~ 70°C
<b>Humidity</b>	5% ~ 90% (non-condensing)
<b>Dimensions</b>	270.3 x 437.5 x 43.5 mm (D x W x H)
<b>Certification</b>	FCC, CE

### Application



### Ordering Information

Model Name	Description
<b>MSW-4424A-AC</b>	L2+ 10G Fiber Access Switch and Build-in Single AC Power Module
<b>MSW-4424A-DC</b>	L2+ 10G Fiber Access Switch and Build-in Single DC Power Module
<b>MSW-4424A-AA</b>	L2+ 10G Fiber Access Switch and Build-in Dual AC Power Module
<b>MSW-4424A-DD</b>	L2+ 10G Fiber Access Switch and Build-in Dual DC power Module
<b>MSW-4424A-AD</b>	L2+ 10G Fiber Access Switch and Build-in AC + DC Power Module

### Optional Accessory

#### • 10G SFP+ Transceiver Module

Model Name	Description
<b>SFM-1000-SR85</b>	10G SFP+ SR/SW MMF 300m, 850nm VCSEL, 10G Ethernet/FC/SDH/SONET
<b>SFS-1010-LR31</b>	10G SFP+ LR/LW SMF 10km, 1310nm DFB DML, 10G Ethernet/FC/SDH/SONET
<b>SFS-1040-ER55</b>	10G SFP+ ER/EW SMF 40km, 1550nm DFB EML, 10G Ethernet/FC/SDH/SONET
<b>SFS-1080-ZR55</b>	10G SFP+ ZR/EW SMF 80km, 1550nm DFB EML, 10G Ethernet/FC/SDH/SONET

## 24 × 1G/2.5G, RJ45 + 6 × 1G/10G SFP+ L2+ Managed Ethernet Switch

NEW



The next generation Ethernet switch in high-density port configuration leveraged NBase-T multigigabit technology, QSW-4624CM, is designed for enterprise or service provider to migrate to the reliable and secure Ethernet based high speed network access by connecting the existed Cat5e/Cat6 cabling infrastructure from 1Gbps to multigigabit speed. It is ideal solution to save your investment without disruptive and expensive wiring reconstruction required for offering more bandwidth capacity.

The latest content richer application and technology such as WiFi 6E/7 wireless access and 4K UHD video streaming or IP surveillance make the standard gigabit reveal the problem of bandwidth insufficiency. QSW-4624CM is equipped 24 ports 1G/2.5G RJ45 and 6 slots 1G/10G SFP+ uplink. It offers 2.5Gbps and 10Gbps connectivity to fulfill the bandwidth consumed popular network gears.

It is featured completely L2+ switch functionality which guarantees high network availability, robust network access and security as well as comprehensive QoS in the network edge. It will deliver the benefits of optimal traffic transportation performance and lower ownership cost while maintaining the network deployment simply.

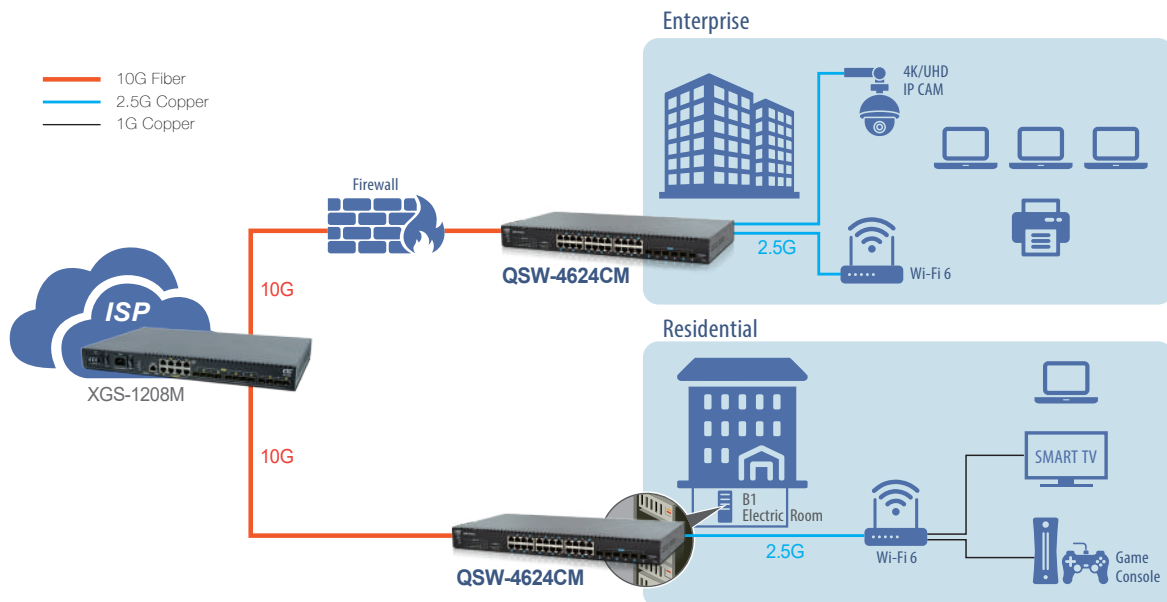
## Specifications

<b>Interface</b>	Fiber port: 6x 1G/10G SFP+ Copper port: 24x 1G/2.5G RJ45 Console port: RS-232 in USB type C	
<b>Packet Forwarding Rate</b>	14880pps	@10Mbps
	148800pps	@100Mbps
	1488000pps	@1000Mbps
	3720000pps	@2.5Gbps
	14880000pps	@10Gbps
<b>Switching Fabric Capacity</b>	240Gbps	
<b>Transmission Method</b>	Store and Forward Switching	
<b>Packet Buffer</b>	32M bits	
<b>MAC Table Size</b>	32K	
<b>Jumbo Frame Size</b>	10K Bytes	
<b>VLAN Feature</b>	IEEE 802.1Q tagged VLAN (4K VLAN groups), IEEE 802.1ad QinQ VLAN	
	Voice VLAN, MAC based VLAN, Protocol based VLAN, IP subnet based VLAN	
	Private VLAN for port isolation, VLAN translation, GVRP(GARP VLAN registration protocol)	
<b>Link Aggregation</b>	Static trunk (SA, DA, IP, TCP/UDP port), IEEE 802.1AX	
	IEEE 802.3ad LACP, 15 LACP trunk groups Max; 8 port Max. per LACP trunk group	
<b>L2 Switching Protection</b>	IEEE 802.1D STP/IEEE 802.1w RSTP/IEEE 802.1s MSTP, Loop Protection	
<b>QoS Feature</b>	Hard wired IEEE 802.1p 8 priority queues per port, Traffic scheduling based on strict/WRR priority	
	CoS based traffic classification on switch port, VLAN ID, DSCP, TCP/UDP port, IEEE 802.1p priority tag remarking	
	DSCP remarking, Per port/queue based ingress/egress rate limit in steps of 100kbps	
	IEEE 802.3x flow control, IEEE 802.1Qbb priority based full-duplex flow control	
<b>Security</b>	Multicast/Broadcast/Unicast storm control with flooding control	
	Static port security (MAC based), Per port limited MAC learning	
	Port based/MAC base/single/multiple IEEE 802.1x access control	
	512 ACL rules based on L2~L4 information, RADIUS/TACACS+ AAA	
<b>IP Multicasting</b>	HTTPs & SSH v2, IP/MAC binding, IP source guard & ARP inspection	
	IGMP snooping v1/v2/v3, IGMP proxy, MLD snooping v1/v2, IGMP fast leave	
	IGMP query, IGMP filtering/throttling, MVR (Multicast VLAN Registration)	

## L2+ Managed 2.5G Ethernet Switch

<b>Management</b>	WebGUI/Telnet CLI interface, SNMP v1/v2c/v3, RMON I (1,2,3,9 groups) & RFC1213 MIB II, Private MIB DHCP client/snooping/relay option 82 TFTP/HTTP based firmware and configuration upgrade, Port mirroring, RSPAN Event syslog server, DNS client/proxy, NTP client, UPnP, IPv4/IPv6 management SFF-8472 DDMI, IEEE 802.1ab LLDP
<b>Power Input</b>	100~240VAC ; 36~60VDC
<b>Power Consumption</b>	TBD
<b>Operating Temperature</b>	0~50 °C
<b>Storage Temperature</b>	-25~70 °C
<b>Humidity</b>	5%~95% (non-condensing)
<b>Dimension</b>	440 × 220 × 43.5 mm (W×D×H)
<b>Weight</b>	3.05 kg
<b>Certification</b>	CE, FCC class A

### Application



### Ordering Information

Model Name	Description
QSW-4624CM-AC	24 × 1G/2.5G RJ45 + 6 × 1G/10G SFP+ Slots Managed Ethernet Switch with Single AC Power Supply
QSW-4624CM-DC	24 × 1G/2.5G RJ45 + 6 × 1G/10G SFP+ Slots Managed Ethernet Switch with Single DC Power Supply
QSW-4624CM-AA	24 × 1G/2.5G RJ45 + 6 × 1G/10G SFP+ Slots Managed Ethernet Switch with Dual AC Power Supply
QSW-4624CM-DD	24 × 1G/2.5G RJ45 + 6 × 1G/10G SFP+ Slots Managed Ethernet Switch with Dual DC Power Supply
QSW-4624CM-AD	24 × 1G/2.5G RJ45 + 6 × 1G/10G SFP+ Slots Managed Ethernet Switch with AC + DC Power Supply

### Optional Accessory

#### • 10G SFP+ Transceiver Module

Model Name	Description
SFM-1000-SR85	10G SFP+ SR/SW MMF 300m, 850nm VCSEL, 10G Ethernet/FC/SDH/SONET
SFS-1010-LR31	10G SFP+ LR/LW SMF 10km, 1310nm DFB DML, 10G Ethernet/FC/SDH/SONET
SFS-1040-ER55	10G SFP+ ER/EW SMF 40km, 1550nm DFB EML, 10G Ethernet/FC/SDH/SONET
SFS-1080-ZR55	10G SFP+ ZR/EW SMF 80km, 1550nm DFB EML, 10G Ethernet/FC/SDH/SONET

## 16 × 1G/2.5G, RJ45 + 4 × 1G/10G SFP+ L2+ Managed Ethernet Switch

**NEW**



The next generation Ethernet switch in high-density port configuration leveraged NBase-T multigigabit technology, QSW-4416CM, is designed for enterprise or service provider to migrate to the reliable and secure Ethernet based high speed network access by connecting the existed Cat5e/Cat6 cabling infrastructure from 1Gbps to multigigabit speed. It is ideal solution to save your investment without disruptive and expensive wiring reconstruction required for offering more bandwidth capacity.

The latest content richer application and technology such as WiFi 6E/7 wireless access and 4K UHD video streaming or IP surveillance make the standard gigabit reveal the problem of bandwidth insufficiency. QSW-4416CM is equipped 16 ports 1G/2.5G RJ45 and 4 slots 1G/10G SFP+ uplink. It offers 2.5Gbps and 10Gbps connectivity to fulfill the bandwidth consumed popular network gears.

It is featured completely L2+ switch functionality which guarantees high network availability, robust network access and security as well as comprehensive QoS in the network edge. It will deliver the benefits of optimal traffic transportation performance and lower ownership cost while maintaining the network deployment simply.

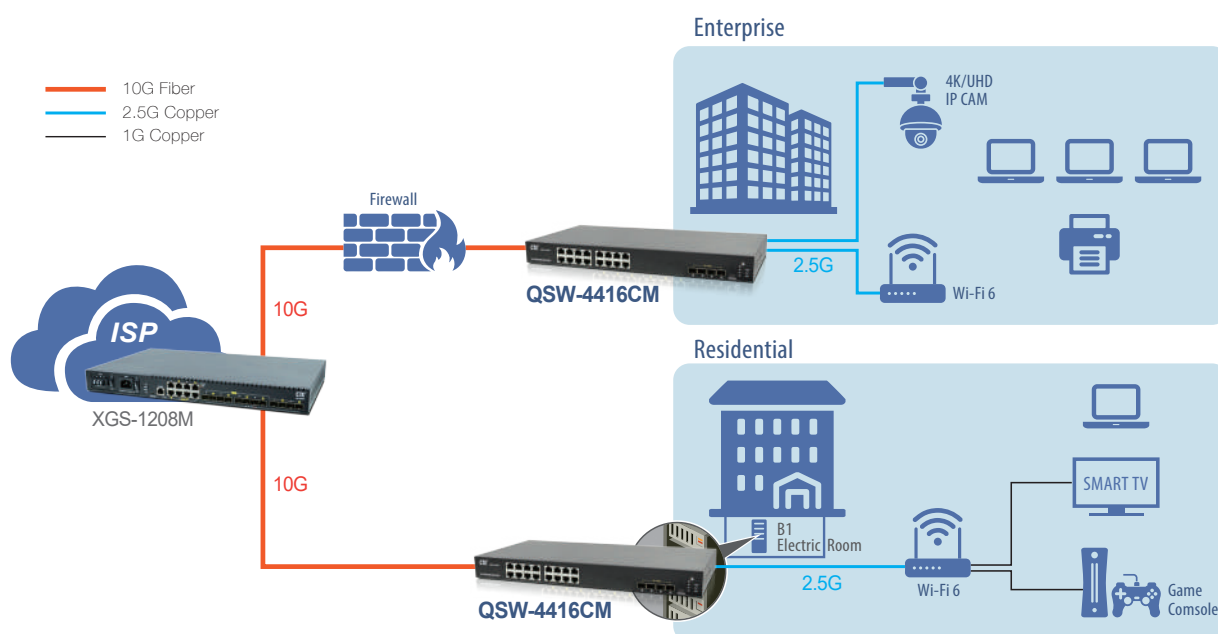
### Specifications

<b>Interface</b>	Fiber port: 4x 1G/10G SFP+	
	Copper port: 16x 1G/2.5G RJ45	
	Console port: RS-232 in USB type C	
<b>Packet Forwarding Rate</b>	14880pps	@10Mbps
	148800pps	@100Mbps
	1488000pps	@1000Mbps
	3720000pps	@2.5Gbps
	14880000pps	@10Gbps
<b>Switching Fabric Capacity</b>	160Gbps	
<b>Transmission Method</b>	Store and Forward Switching	
<b>Packet Buffer</b>	32M bits	
<b>MAC Table Size</b>	32K	
<b>Jumbo Frame Size</b>	10K Bytes	
<b>VLAN Feature</b>	IEEE 802.1Q tagged VLAN (4K VLAN groups), IEEE 802.1ad QinQ VLAN	
	Voice VLAN, MAC based VLAN, Protocol based VLAN, IP subnet based VLAN	
	Private VLAN for port isolation, VLAN translation, GVRP(GARP VLAN registration protocol)	
<b>Link Aggregation</b>	Static trunk (SA, DA, IP, TCP/UDP port), IEEE 802.1AX	
	IEEE 802.3ad LACP, 10 LACP trunk groups Max; 8 port Max. per LACP trunk group	
<b>L2 switching Protection</b>	IEEE 802.1D STP/IEEE 802.1w RSTP/IEEE 802.1s MSTP, Loop Protection	
<b>QoS Feature</b>	Hard wired IEEE 802.1p 8 priority queues per port, Traffic scheduling based on strict/WRR priority	
	CoS based traffic classification on switch port, VLAN ID, DSCP, TCP/UDP port	
	IEEE 802.1p priority tag remarking, DSCP remarking, Per port/queue based ingress/egress rate limit in steps of 100kbps	
	IEEE 802.3x flow control, IEEE 802.1Qbb priority based full-duplex flow control	
	Multicast/Broadcast/Unicast storm control with flooding control	
<b>Security</b>	Static port security (MAC based), Per port limited MAC learning	
	Port based/MAC base/single/multiple IEEE 802.1x access control	
	512 ACL rules based on L2~L4 information, RADIUS/TACACS+ AAA	
	HTTPs & SSH v2, IP/MAC binding, IP source guard & ARP inspection	
<b>IP Multicasting</b>	IGMP snooping v1/v2/v3, IGMP proxy, MLD snooping v1/v2, IGMP fast leave	
	IGMP query, IGMP filtering/throttling, MVR (Multicast VLAN Registration)	

## L2+ Managed 2.5G Ethernet Switch

<b>Management</b>	WebGUI/Telnet CLI interface, SNMP v1/v2c/v3, RMON I (1,2,3,9 groups) & RFC1213 MIB II, Private MIB DHCP client/snooping/relay option 82 TFTP/HTTP based firmware and configuration upgrade, Port mirroring, RSPAN Event syslog server, DNS client/proxy, NTP client, UPnP, IPv4/IPv6 management SFF-8472 DDMI, IEEE 802.1ab LLDP
<b>Power Input</b>	100~240VAC ; 36~60VDC
<b>Power Consumption</b>	TBD
<b>Operating Temperature</b>	0~50 °C
<b>Storage Temperature</b>	-25~70 °C
<b>Humidity</b>	5%~95% (non-condensing)
<b>Dimension</b>	440 × 220 × 43.5 mm (W×D×H)
<b>Certification</b>	CE, FCC class A

### Application



### Ordering Information

Model Name	Description
QSW-4416CM-AC	16 × 1G/2.5G RJ45 + 4 × 1G/10G SFP+ Slots Managed Ethernet Switch with Single AC Power Supply
QSW-4416CM-DC	16 × 1G/2.5G RJ45 + 4 × 1G/10G SFP+ Slots Managed Ethernet Switch with Single DC Power Supply
QSW-4416CM-AA	16 × 1G/2.5G RJ45 + 4 × 1G/10G SFP+ Slots Managed Ethernet Switch with Dual AC Power Supply
QSW-4416CM-DD	16 × 1G/2.5G RJ45 + 4 × 1G/10G SFP+ Slots Managed Ethernet Switch with Dual DC Power Supply
QSW-4416CM-AD	16 × 1G/2.5G RJ45 + 4 × 1G/10G SFP+ Slots Managed Ethernet Switch with AC + DC Power Supply

### Optional Accessory

#### 10G SFP+ Transceiver Module

Model Name	Description
SFM-1000-SR85	10G SFP+ SR/SW MMF 300m, 850nm VCSEL, 10G Ethernet/FC/SDH/SONET
SFS-1010-LR31	10G SFP+ LR/LW SMF 10km, 1310nm DFB DML, 10G Ethernet/FC/SDH/SONET
SFS-1040-ER55	10G SFP+ ER/EW SMF 40km, 1550nm DFB EML, 10G Ethernet/FC/SDH/SONET
SFS-1080-ZR55	10G SFP+ ZR/EW SMF 80km, 1550nm DFB EML, 10G Ethernet/FC/SDH/SONET



## 24 × CSFP (48 × GbE) with 4 × GbE Combo + 4 × 1G/10G SFP+ Managed Ethernet Switch



CTC Union technologies unveils the special BX optics (cSFP) based Ethernet switch, GSW-4448CM, which is designed for FTTx deployment. The compact SFP can double the fiber port density compared with the general SFP transceiver. It is suitable for the FTTx deployment scenario where increased user links are required in the limited construction space.

The GSW-4448CM is equipped with 48 1000Base-X CSFP ports included 4 Gigabit combo ports (RJ45 or CSFP slot) and 4 1G/10Gbps dual rate SFP+ slots. This switch is targeted at multi-service operators (MSO) with a desire to deploy provisioned multiple play services via active Ethernet FTTx network infrastructures. The GSW-4448CM Ethernet access switch provides VLAN, QoS and IGMP L2 feature sets as well as robust security management to facilitate service provider's build out of a manageable and secure FTTx access network.

### Specifications

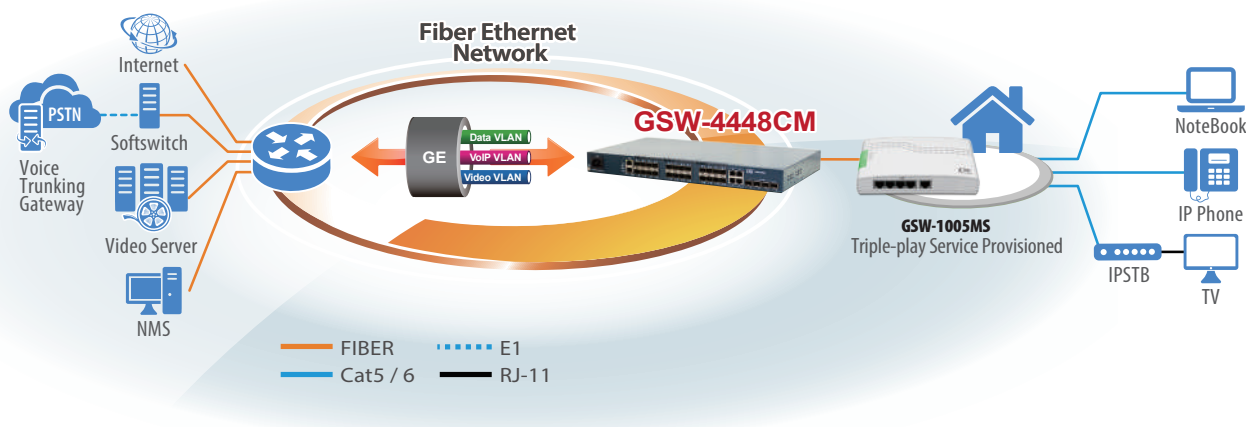
<b>Interface</b>	Access port: 22x 1000Base-X CSFP slots + 4x GbE combo (CSFP or RJ45) Uplink port: 4x 1000Base-X/10GBase-X SFP+ slots Management port: 1x 10/100/1000Base-T RJ45 Console port: 1x RS-232 in RJ45	
<b>Packet Forwarding Rate</b>	14880pps	@10Mbps
	148800pps	@100Mbps
	1488000pps	@1000Mbps
	14880000pps	@10Gbps
<b>Switching Fabric Capacity</b>	176Gbps	
<b>Transmission Method</b>	Store and Forward Switching	
<b>Packet Buffer</b>	32M bits	
<b>MAC Table Size</b>	32K	
<b>Jumbo Frame Size</b>	10K Bytes	
<b>VLAN Feature</b>	IEEE 802.1Q tagged VLAN (4K VLAN groups), IEEE 802.1ad QinQ VLAN	
	Voice VLAN, MAC based VLAN, Protocol based VLAN, IP subnet based VLAN	
	Private VLAN for port isolation, VLAN translation	
<b>Link Aggregation</b>	Static trunk (SA, DA, IP, TCP/UDP port), IEEE 802.1AX	
	IEEE 802.3ad LACP, 26 LACP trunk groups Max; 8 port Max. per LACP trunk group	
<b>L2 Switching Protection</b>	IEEE 802.1D STP/IEEE 802.1w RSTP/IEEE 802.1s MSTP, Loop Protection	
<b>QoS Feature</b>	Hard wired IEEE 802.1p 8 priority queues per port, Traffic scheduling based on strict/WRR priority	
	CoS based traffic classification on switch port, VLAN ID, DSCP, TCP/UDP port	
	IEEE 802.1p priority tag remarking, DSCP remarking	
	Per port/queue based ingress/egress rate limit in steps of 100kbps	
	IEEE 802.3x flow control, IEEE 802.1Qbb priority based full-duplex flow control	
<b>Security</b>	Multicast/Broadcast/Unicast storm control with flooding controls	
	Static port security (MAC based), Per port limited MAC learning	
	Port based/MAC base/single/multiple IEEE 802.1x access control	
	512 ACL rules based on L2~L4 information, RADIUS/TACACS+ AAA, HTTPs & SSH v2	
<b>IP Multicasting</b>	IP/MAC binding, IP source guard & ARP inspection	
	IGMP snooping v1/v2/v3, IGMP proxy, MLD snooping v1/v2, IGMP fast leave	
	IGMP query, IGMP filtering/throttling, MVR (Multicast VLAN Registration)	



## L2+ CSFP Ethernet Switch

<b>Management</b>	WebGUI/Telnet CLI interface, SNMP v1/v2c/v3, RMON I (1,2,3,9 groups) & RFC1213 MIB II DHCP client/snooping/relay option 82, TFTP/HTTP based firmware and configuration upgrade Port mirroring, RSPAN, Event syslog server, DNS client/proxy, NTP client, UPnP, IPv4/IPv6 management SFF-8472 DDMI, IEEE 802.1ab LLDP, Text based CLI configuration download and upload
<b>Power Input</b>	AC 100~240V, 50/60Hz or 36~60VDC
<b>Power Consumption</b>	56.5 Watts Max.
<b>Operating Temperature</b>	0~50 °C
<b>Storage Temperature</b>	-25~70 °C
<b>Humidity</b>	10 - 90% non-condensing
<b>Dimension</b>	440 × 220 × 43.5 mm (W×D×H)
<b>Certification</b>	RoHS, CE, FCC class A

### Application



### Ordering Information

Model Name	Description
GSW-4448CM-AC	24 × CSFP (48 × GbE) with 4 × GbE Combo (RJ45 or CSFP) + 4 × 1G/10G SFP+ Slots Uplink with Single AC Power Supply
GSW-4448CM-DC	24 × CSFP (48 × GbE) with 4 × GbE Combo (RJ45 or CSFP) + 4 × 1G/10G SFP+ Slots Uplink with Single DC Power Supply (-48V)

### Optional Accessory

#### • 10G SFP+ Transceiver Module

Model Name	Description
SFM-1000-SR85	10G SFP+ SR/SW MMF 300m, 850nm VCSEL, 10G Ethernet/FC/SDH/SONET
SFS-1010-LR31	10G SFP+ LR/LW SMF 10km, 1310nm DFB DML, 10G Ethernet/FC/SDH/SONET
SFS-1040-ER55	10G SFP+ ER/EW SMF 40km, 1550nm DFB EML, 10G Ethernet/FC/SDH/SONET
SFS-1080-ZR55	10G SFP+ ZR/EW SMF 80km, 1550nm DFB EML, 10G Ethernet/FC/SDH/SONET

## 24 × GbE/SFP + 4 × GbE/RJ45 with 4 × 1G/10G SFP+ L2+ Managed Ethernet Switch



CTC Union Technologies unveils an SNMP manageable Gigabit Ethernet switch for FTTx deployment, GSW-3424FM, which is targeted at multi-service operators (MSO) with a desire to deploy provisioned triple play services via active Ethernet FTTx network infrastructures. Fiber based network infrastructures offer the data rates required by triple play services such as high-speed internet access, VoIP and HD IPTV.

It is equipped with 24 dual rate 100/1000Base-X SFP ports, 4 10/100/1000Base-T RJ45 ports and 4 1G/10Gbps dual rate SFP+ slots. The GSW-3424FM Ethernet access switch provides VLAN, QoS and IGMP L2 feature sets as well as robust security management to facilitate service provider's build out of a manageable and secure FTTx access network.


### Specifications

<b>Interface</b>	Access fiber port: 24x 100Base-FX/1000Base-X SFP slot Access copper port: 4x 10/100/1000Base-T RJ45 Uplink port: 4x 1000Base-X/10GBase-X SFP+ slot Management port: 1x 10/100/1000Base-T RJ45 Console port: 1x RS-232 in RJ45	
<b>Switching Fabric Capacity</b>	136Gbps	
<b>Packet Forwarding Rate</b>	14880pps	@10Mbps
	148800pps	@100Mbps
	1488000pps	@1000Mbps
	14880000pps	@10Gbps
<b>Packet Forwarding Capacity</b>	102Mpps	
<b>Transmission Method</b>	Store and Forward Switching	
<b>Packet Buffer</b>	32M bits	
<b>MAC Table Size</b>	32K	
<b>Jumbo Frame Size</b>	10K Bytes	
<b>VLAN Feature</b>	IEEE 802.1Q tagged VLAN (4K VLAN groups), IEEE 802.1ad QinQ VLAN, Voice VLAN	
	MAC based VLAN, Protocol based VLAN, IP subnet based VLAN, Private VLAN for port isolation	
	VLAN translation, GVRP (GARP VLAN registration protocol)	
<b>Link Aggregation</b>	Static trunk (SA, DA, IP, TCP/UDP port)	
	IEEE 802.3ad LACP, 16 LACP trunk groups Max; 8 port Max. per LACP trunk group	
<b>L2 Switching Protection</b>	IEEE 802.1D STP/IEEE 802.1w RSTP/IEEE 802.1s MSTP, Loop Protection	
<b>QoS Feature</b>	Hard wired IEEE 802.1p 8 priority queues per port, Traffic scheduling based on strict/WRR priority	
	CoS based traffic classification on switch port, VLAN ID, DSCP, TCP/UDP port	
	IEEE 802.1p priority tag remarking, DSCP remarking	
	Per port/queue based ingress/egress rate limit in steps of 100kbps, IEEE 802.3x flow control	
	Multicast/Broadcast/Unicast storm control with flooding control	
<b>Security</b>	Static port security (MAC based), Per port limited MAC learning	
	Port based / MAC base / single / multiple IEEE 802.1x access control	
	256 ACL rules based on L2~L4 information, RADIUS/TACACS+ AAA, HTTPs & SSH v2	
	IP/MAC binding, IP source guard & ARP inspection	
<b>IP Multicasting</b>	IGMP snooping v1/v2/v3, IGMP proxy, MLD snooping v1/v2, IGMP fast leave	
	IGMP query, IGMP filtering/throttling, MVR (Multicast VLAN Registration)	

## L2+ Managed Ethernet Switch

<b>Management</b>	WebGUI/Telnet CLI interface, SNMP v1/v2c/v3, RMON I (1,2,3,9 groups), RFC1213 MIB II, Private MIB DHCP client/snooping/relay option 82, TFTP/HTTP based firmware and configuration upgrade, Port mirroring RSPAN, Event syslog server, DNS client/proxy, NTPv4 client, UPnP IPv4/IPv6 management, SFF-8472 DDMI, IEEE 802.1ab LLDP Text based CLI configuration download and upload
<b>Power Input</b>	100~240VAC ; 36~60VDC
<b>Power Consumption</b>	38.6 Watts Max.
<b>Operating Temperature</b>	0~50°C
<b>Storage Temperature</b>	-25~70°C
<b>Humidity</b>	5%~95% (non-condensing)
<b>Dimension</b>	440 × 250 × 43.5 mm (W×D×H)
<b>Certification</b>	CE, FCC class A

### Application



### Ordering Information

Model Name	Description
GSW-3424FM-AC	24 × GbE SFP Slots + 4 × GbE RJ45 + 4 × 1G/10Gbps SFP+ Slots Uplink with Single AC Power Supply
GSW-3424FM-DC	24 × GbE SFP Slots + 4 × GbE RJ45 + 4 × 1G/10Gbps SFP+ Slots Uplink with Single DC Power Supply (-48V)
GSW-3424FM-AA	24 × GbE SFP Slots + 4 × GbE RJ45 + 4 × 1G/10Gbps SFP+ Slots Uplink with Dual AC Power Supply
GSW-3424FM-DD	24 × GbE SFP Slots + 4 × GbE RJ45 + 4 × 1G/10Gbps SFP+ Slots Uplink with Dual DC Power Supply (-48V)
GSW-3424FM-AD	24 × GbE SFP Slots + 4 × GbE RJ45 + 4 × 1G/10Gbps SFP+ Slots Uplink with AC + DC (-48V) Power Supply

### Optional Accessory

#### • 10G SFP+ Transceiver Module

Model Name	Description
SFM-1000-SR85	10G SFP+ SR/SW MMF 300m, 850nm VCSEL, 10G Ethernet/FC/SDH/SONET
SFS-1010-LR31	10G SFP+ LR/LW SMF 10km, 1310nm DFB DML, 10G Ethernet/FC/SDH/SONET
SFS-1040-ER55	10G SFP+ ER/EW SMF 40km, 1550nm DFB EML, 10G Ethernet/FC/SDH/SONET
SFS-1080-ZR55	10G SFP+ ZR/EW SMF 80km, 1550nm DFB EML, 10G Ethernet/FC/SDH/SONET

**24 × GbE/RJ45 + 4 × 1G/10G SFP+ L2+ Managed Ethernet Switch**

The new generation L2+ managed Ethernet switch, GSW-4424CM, is designed for FTTH and enterprise network application. The 10G uplink ports relieve the insufficiency of Gigabit links for new demanding bandwidth consumption applications such as 4K UHD video streaming, WiFi-6 network and cloud service access in the enterprise and SMB network.

The GSW-4424CM is equipped with 24 Gigabit RJ45 ports and 4 1G/10G SFP+ based fiber optics ports. It is featured completely L2+ switch functionality which guarantees high network availability, robust network access and security as well as comprehensive QoS in the network edge. It will deliver the benefits of optimal traffic transportation performance and lower ownership cost while maintaining the network deployment simply.


**Specifications**

<b>Interface</b>	Copper port: 24x 10/100/1000Base-T RJ45	
	Uplink port: 4x 1000Base-X/10GBase-X SFP+ slot	
	Console port: 1x RS-232 in RJ45	
<b>Switching Fabric Capacity</b>	128Gbps	
<b>Packet Forwarding Rate</b>	14880pps	@10Mbps
	148800pps	@100Mbps
	1488000pps	@1000Mbps
	14880000pps	@10Gbps
<b>Transmission Method</b>	Store and Forward Switching	
<b>Packet Buffer</b>	32M bits	
<b>MAC Table Size</b>	32K	
<b>Jumbo Frame Size</b>	10K Bytes	
<b>VLAN Feature</b>	IEEE 802.1Q tagged VLAN (4K VLAN groups), IEEE 802.1ad QinQ VLAN, Voice VLAN	
	MAC based VLAN, Protocol based VLAN, IP subnet based VLAN	
	Private VLAN for port isolation, VLAN translation, GVRP (GARP VLAN registration protocol)	
<b>Link Aggregation</b>	Static trunk (SA, DA, IP, TCP/UDP port)	
	IEEE 802.3ad LACP, 14 LACP trunk groups Max; 8 port Max. per LACP trunk group	
<b>L2 Switching Protection</b>	IEEE 802.1D STP/IEEE 802.1w RSTP/IEEE 802.1s MSTP, Loop Protection	
<b>QoS Feature</b>	Hard wired IEEE 802.1p 8 priority queues per port, Traffic scheduling based on strict/WRR priority	
	CoS based traffic classification on switch port, VLAN ID, DSCP, TCP/UDP port	
	IEEE 802.1p priority tag remarking, DSCP remarking	
	Per port/queue based ingress/egress rate limit in steps of 100kbps, IEEE 802.3x flow control	
<b>Security</b>	Multicast/Broadcast/Unicast storm control with flooding control	
	Static port security (MAC based), Per port limited MAC learning	
	Port based/MAC base/single/multiple IEEE 802.1x access control	
	256 ACL rules based on L2~L4 information, RADIUS/TACACS+ AAA, HTTPs & SSH v2	
<b>IP Multicasting</b>	IP/MAC binding, IP source guard & ARP inspection	
	IGMP snooping v1/v2/v3, IGMP proxy, MLD snooping v1/v2, IGMP fast leave	
<b>Management</b>	IGMP query, IGMP filtering/throttling, MVR (Multicast VLAN Registration)	
	WebGUI/Telnet CLI interface, SNMP v1/v2c/v3, RMON I (1,2,3,9 groups), RFC1213 MIB II, Private MIB	
	DHCP client/snooping/relay option 82, TFTP/HTTP based firmware and configuration upgrade, Port mirroring	
	RSPAN, Event syslog server, DNS client/proxy, NTPv4 client, UPnP	
	IPv4/IPv6 management, SFF-8472 DDMI, IEEE 802.1ab LLDP	
	Text based CLI configuration download and upload	

## L2+ Managed Ethernet Switch

<b>Power Input</b>	100~240VAC ; 36~72VDC
<b>Power Consumption</b>	35.45 Watts Max.
<b>Operating Temperature</b>	0~50°C
<b>Storage Temperature</b>	-25~70°C
<b>Humidity</b>	5%~95% (non-condensing)
<b>Dimension</b>	440 × 250 × 43.5 mm (WxDxH)
<b>Certification</b>	CE, FCC class A

### Application



### Ordering Information

Model Name	Description
GSW-4424CM-AC	24 × 10/100/1000Base-T RJ45 + 4 × 1G/10G SFP+ Slots Managed Ethernet Switch with Single AC Power Supply
GSW-4424CM-DC	24 × 10/100/1000Base-T RJ45 + 4 × 1G/10G SFP+ Slots Managed Ethernet Switch with Single DC Power Supply (-48V)
GSW-4424CM-AA	24 × 10/100/1000Base-T RJ45 + 4 × 1G/10G SFP+ Slots Managed Ethernet Switch with Dual AC Power Supply
GSW-4424CM-DD	24 × 10/100/1000Base-T RJ45 + 4 × 1G/10G SFP+ Slots Managed Ethernet Switch with Dual DC Power Supply (-48V)
GSW-4424CM-AD	24 × 10/100/1000Base-T RJ45 + 4 × 1G/10G SFP+ Slots Managed Ethernet Switch with AC + DC Power Supply

### Optional Accessory

#### • 10G SFP+ Transceiver Module

Model Name	Description
SFM-1000-SR85	10G SFP+ SR/SW MMF 300m, 850nm VCSEL, 10G Ethernet/FC/SDH/SONET
SFS-1010-LR31	10G SFP+ LR/LW SMF 10km, 1310nm DFB DML, 10G Ethernet/FC/SDH/SONET
SFS-1040-ER55	10G SFP+ ER/EW SMF 40km, 1550nm DFB EML, 10G Ethernet/FC/SDH/SONET
SFS-1080-ZR55	10G SFP+ ZR/EW SMF 80km, 1550nm DFB EML, 10G Ethernet/FC/SDH/SONET

## 8 × GbE/RJ45 + 2 × 1G/10G SFP+ L2+ Managed Ethernet Switch




CTC Union Technologies unveils the L2+ managed Ethernet switch, GSW-4208CM, which is positioned as low port count density switch but supports 10G fiber uplink connectivity. It is aimed at the small & medium business market segment and MDU (Multiple Dwelling Unit) of FTTH deployment. It is equipped with 8 Gigabit RJ45 ports and 4 10G SFP+ slots. It will deliver the benefits of optimal traffic transportation performance and lower ownership cost while maintaining the network deployment simply. The GSW-4208CM Ethernet switch provides VLAN, QoS and IGMP L2 feature sets as well as robust security management to facilitate service provider and MIS team of enterprise build out of a manageable and secure Ethernet access network rapidly. The redundant power design can increase the high network availability due to the power supply outage unpredictably.

## Specifications

<b>Interface</b>	Copper port: 8x 10/100/1000Base-T RJ45 Uplink port: 2x 1000Base-X SFP slot Console port: 1x RS-232 in DB-9	
<b>Switching Fabric Capacity</b>	56Gbps	
<b>Packet Forwarding Rate</b>	14880pps	@10Mbps
	148800pps	@100Mbps
	1488000pps	@1000Mbps
	14880000pps	@10Gbps
<b>Transmission Method</b>	Store and Forward Switching	
<b>Packet Buffer</b>	8M bits	
<b>MAC Table Size</b>	16K	
<b>Jumbo Frame Size</b>	10240 Bytes	
<b>VLAN Feature</b>	IEEE 802.1Q tagged VLAN (4K VLAN groups), IEEE 802.1ad QinQ VLAN, Voice VLAN, MAC based VLAN	
	Protocol based VLAN, IP subnet based VLAN	
	Private VLAN for port isolation, VLAN translation, GVRP (GARP VLAN registration protocol)	
<b>Link Aggregation</b>	Static trunk (SA, DA, IP, TCP/UDP port), IEEE 802.3ad LACP, 5 LACP trunk groups Max; 8 port Max. per LACP trunk group	
<b>L2 Switching Protection</b>	IEEE 802.1D STP/IEEE 802.1w RSTP/IEEE 802.1s MSTP, Loop Protection	
<b>QoS Feature</b>	Hard wired IEEE 802.1p 8 priority queues per port, Traffic scheduling based on strict/WRR priority	
	CoS based traffic classification on switch port, VLAN ID, DSCP, TCP/UDP port; IEEE 802.1p priority tag remarking	
	DSCP remarking, Per port/queue based ingress/egress rate limit in steps of 100kbps, IEEE 802.3x flow control	
	Multicast/Broadcast/Unicast storm control with flooding control	
<b>Security</b>	Static port security (MAC based), Per port limited MAC learning	
	Port based/MAC base/single/multiple IEEE 802.1x access control, 256 ACL rules based on L2~L4 information	
	RADIUS/TACACS+ AAA, HTTPs & SSH v2, IP/MAC binding, IP source guard & ARP inspection	
<b>IP Multicasting</b>	IGMP snooping v1/v2/v3, IGMP proxy, MLD snooping v1/v2, IGMP fast leave	
	IGMP query, IGMP filtering/throttling, MVR (Multicast VLAN Registration)	
<b>Management</b>	WebGUI/Telnet CLI interface, SNMP v1/v2c/v3, RMON I (1,2,3,9 groups), RFC1213 MIB II, Private MIB	
	DHCP client/snooping/relay option 82, TFTP/HTTP based firmware and configuration upgrade, Port mirroring	
	RSPAN, Event syslog server, DNS client/proxy, NTPv4 client, UPnP, IPv4/IPv6 management, SFF-8472 DDMI	
	IEEE 802.1ab LLDP, Text based CLI configuration download and upload, Dying gasp in SNMP trap message	
<b>Power Input</b>	100~240VAC ; 18~72VDC	
<b>Power Consumption</b>	12.65 Watts Max.	
<b>Operating Temperature</b>	0~50°C	
<b>Storage Temperature</b>	-25~70°C	
<b>Humidity</b>	5%~95% (non-condensing)	
<b>Dimension</b>	250 × 117 × 43.8 mm (W×D×H)	
<b>Certification</b>	CE, FCC class A	



## Application



## Ordering Information

Model Name	Description
GSW-4208CM-AC	8 × GbE RJ45 + 2 × 1G/10G SFP+ Slots Managed Ethernet Switch with Single AC Power Supply
GSW-4208CM-DC	8 × GbE RJ45 + 2 × 1G/10G SFP+ Slots Managed Ethernet Switch with Single DC Power Supply (-48V)
GSW-4208CM-AA	8 × GbE RJ45 + 2 × 1G/10G SFP+ Slots Managed Ethernet Switch with Dual AC Power Supply
GSW-4208CM-DD	8 × GbE RJ45 + 2 × 1G/10G SFP+ Slots Managed Ethernet Switch with Dual DC Power Supply (-48V)
GSW-4208CM-AD	8 × GbE RJ45 + 2 × 1G/10G SFP+ Slots Managed Ethernet Switch with AC + DC Power Supply

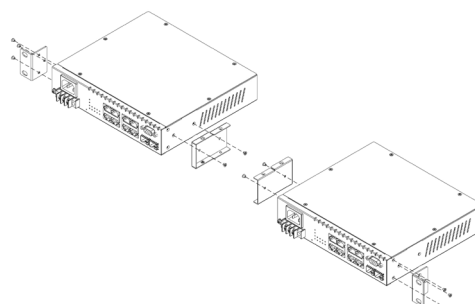
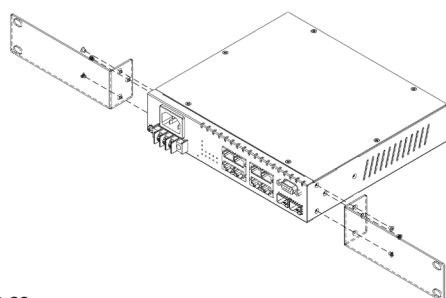
## Optional Accessory

## • 10G SFP+ Transceiver Module

Model Name	Description
SFM-1000-SR85	10G SFP+ SR/SW MMF 300m, 850nm VCSEL, 10G Ethernet/FC/SDH/SONET
SFS-1010-LR31	10G SFP+ LR/LW SMF 10km, 1310nm DFB DML, 10G Ethernet/FC/SDH/SONET
SFS-1040-ER55	10G SFP+ ER/EW SMF 40km, 1550nm DFB EML, 10G Ethernet/FC/SDH/SONET
SFS-1080-ZR55	10G SFP+ ZR/EW SMF 80km, 1550nm DFB EML, 10G Ethernet/FC/SDH/SONET

## • Rack Mount Kit

Model Name	Description
RMK07-SS	Rack Mounting Kits for GSW-4208CM/MSW-4204 Series Single Unit Chassis Mounting in 19" Rack
RMK07-DS	Rack Mounting Kits for GSW-4208CM/MSW-4204 Series Two Units Chassis Mounting in 19" Rack





**24 × GbE/RJ45 + 4 × 1G SFP L2+ Managed Ethernet Switch**

CTC Union Technologies unveils the L2+ managed Ethernet switch, GSW-3424CM, which is aimed at the enterprise intranet network and MDU (Multiple Dwelling Unit) of FTTH deployment. It is equipped with 24 Gigabit RJ45 ports and 4 1G SFP based fiber optics ports. It will deliver the benefits of optimal traffic transportation performance and lower ownership cost while maintaining the network deployment simply.

The GSW-3424CM Ethernet switch provides VLAN, QoS and IGMP L2 feature sets as well as robust security management to facilitate service provider and MIS team of enterprise build out of a manageable and secure Ethernet access network rapidly. The redundant power design can increase the high network availability due to the power supply outage unpredictably.


**Specifications**

<b>Interface</b>	Copper port: 24x 10/100/1000Base-T RJ45 Uplink port: 4x 1000Base-X SFP slot Console port: 1x RS-232 in RJ45	
<b>Switching Fabric Capacity</b>	56Gbps	
<b>Packet Forwarding Rate</b>	14880pps	@10Mbps
	148800pps	@100Mbps
	1488000pps	@1000Mbps
<b>Transmission Method</b>	Store and Forward Switching	
<b>Packet Buffer</b>	32M bits	
<b>MAC Table Size</b>	32K	
<b>Jumbo Frame Size</b>	10K Bytes	
<b>VLAN Feature</b>	IEEE 802.1Q tagged VLAN (4K VLAN groups), IEEE 802.1ad QinQ VLAN, Voice VLAN	
	MAC based VLAN, Protocol based VLAN, IP subnet based VLAN, Private VLAN for port isolation	
	VLAN translation, GVRP (GARP VLAN registration protocol)	
<b>Link Aggregation</b>	Static trunk (SA, DA, IP, TCP/UDP port)	
	IEEE 802.3ad LACP, 14 LACP trunk groups Max; 8 port Max. per LACP trunk group	
<b>L2 Switching Protection</b>	IEEE 802.1D STP/IEEE 802.1w RSTP/IEEE 802.1s MSTP, Loop Protection	
<b>QoS Feature</b>	Hard wired IEEE 802.1p 8 priority queues per port, Traffic scheduling based on strict/WRR priority	
	CoS based traffic classification on switch port, VLAN ID, DSCP, TCP/UDP port	
	IEEE 802.1p priority tag remarking, DSCP remarking	
	Per port/queue based ingress/egress rate limit in steps of 100kbps	
	IEEE 802.3x flow control, Multicast/Broadcast/Unicast storm control with flooding control	
<b>Security</b>	Static port security (MAC based), Per port limited MAC learning	
	Port based/MAC base/single/multiple IEEE 802.1x access control	
	256 ACL rules based on L2~L4 information, RADIUS/TACACS+ AAA, HTTPs & SSH v2	
	IP/MAC binding, IP source guard & ARP inspection	
<b>IP Multicasting</b>	IGMP snooping v1/v2/v3, IGMP proxy, MLD snooping v1/v2, IGMP fast leave	
	IGMP query, IGMP filtering/throttling, MVR (Multicast VLAN Registration)	
<b>Management</b>	WebGUI/Telnet CLI interface, SNMP v1/v2c/v3, RMON I (1,2,3,9 groups), RFC1213 MIB II, Private MIB	
	DHCP client/snooping/relay option 82	
	TFTP/HTTP based firmware and configuration upgrade	
	Port mirroring, RSPAN, Event syslog server, DNS client/proxy, NTPv4 client, UPnP	
	IPv4/IPv6 management, SFF-8472 DDMI, IEEE 802.1ab LLDP	
	Text based CLI configuration download and upload	

## L2+ Managed Ethernet Switch

Power Input	100~240VAC ; 36~72VDC
Power Consumption	35.45 Watts Max.
Operating Temperature	0~50℃
Storage Temperature	-25~70℃
Humidity	5%~95% (non-condensing)
Dimension	440 x 250 x 43.5 mm (WxDxH)
Certification	CE, FCC class A

### Application



### Ordering Information

Model Name	Description
GSW-3424CM-AC	24 × 10/100/1000Base-T RJ45 + 4 × 1G SFP Slots Managed Ethernet Switch with Single AC Power Supply
GSW-3424CM-DC	24 × 10/100/1000Base-T RJ45 + 4 × 1G SFP Slots Managed Ethernet Switch with Single DC Power Supply (-48V)
GSW-3424CM-AA	24 × 10/100/1000Base-T RJ45 + 4 × 1G SFP Slots Managed Ethernet Switch with Dual AC Power Supply
GSW-3424CM-DD	24 × 10/100/1000Base-T RJ45 + 4 × 1G SFP Slots Managed Ethernet Switch with Dual DC Power Supply (-48V)
GSW-3424CM-AD	24 × 10/100/1000Base-T RJ45 + 4 × 1G SFP Slots Managed Ethernet Switch with AC + DC Power Supply

**8 × GbE/RJ45 + 2 × 1G SFP L2+ Managed Ethernet Switch**

CTC Union Technologies unveils the layer 2 managed switch solution for high speed connectivity, GSW-3208M2, which supports popular traffic priority and management capabilities for small and medium businesses. It features 8-port 10/100/1000Base-T RJ45 and 2-100/1000Base-X SFP based fiber optics. More and more corporations are adapting new IT technologies over the network such as voice over IP, video conference to improve productivity and save operation expenditure.

The GSW-3208M2 is designed with a high-performance switching architecture and offers wire-speed transportation capability for bandwidth-intensive applications of enterprises. It provides VLAN, QoS and IGMP L2 feature sets as well as robust security management to facilitate service provider and MIS team of enterprise build out of a manageable and secure Ethernet access network rapidly. The optionally redundant power design can increase the high network availability due to the power supply outage unpredictably.

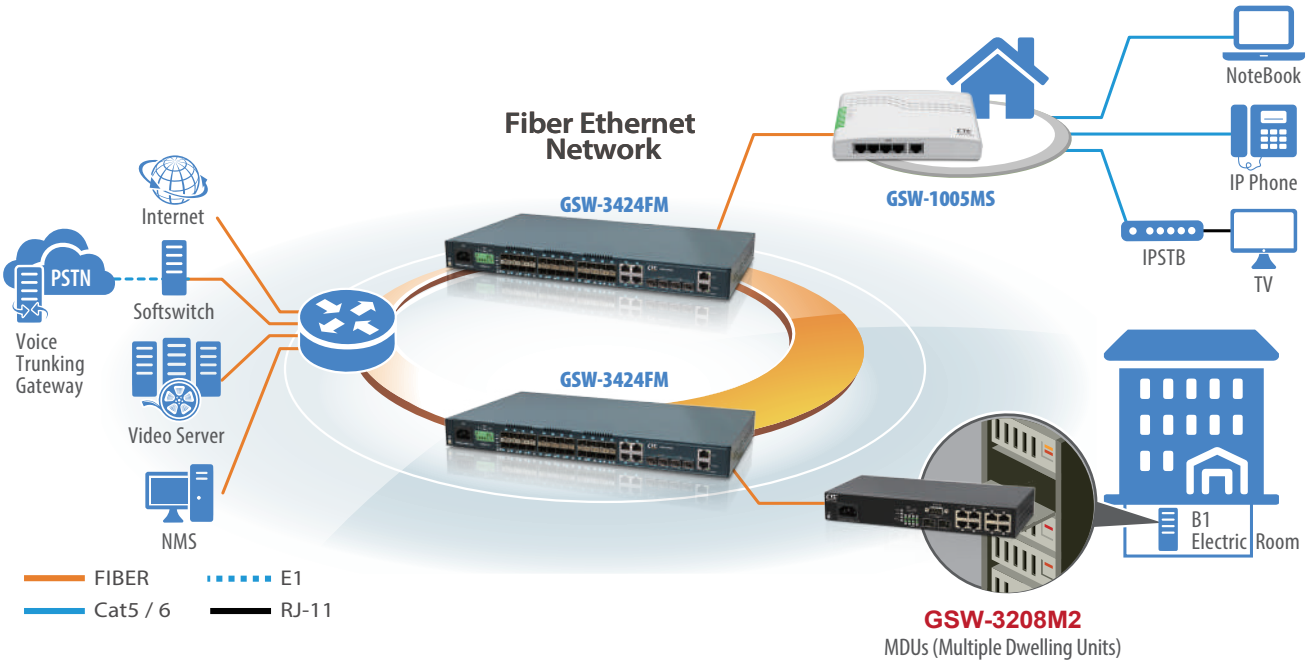
**Specifications**

<b>Interface</b>	Fiber port: 2x 100/1000Base-X SFP Copper port: 8x 10/100/1000Mbps RJ45 Console port: RS-232 in D-Sub 9	
<b>Packet Forwarding Rate</b>	14880pps	@10Mbps
	148800pps	@100Mbps
	1488000pps	@1000Mbps
<b>Transmission Method</b>	Store and Forward Switching	
<b>Packet Buffer</b>	4M bits	
<b>MAC Table Size</b>	8K	
<b>Jumbo Frame Size</b>	9600 Bytes	
<b>VLAN Feature</b>	IEEE 802.1Q tagged VLAN (4K VLAN groups), IEEE 802.1ad QinQ VLAN Voice VLAN, MAC based VLAN, Protocol based VLAN, IP subnet based VLAN Private VLAN for port isolation, VLAN translation, GVRP (GARP VLAN registration protocol)	
<b>Link Aggregation</b>	Static trunk (SA, DA, IP, TCP/UDP port) IEEE 802.3ad LACP, 5 LACP trunk groups Max; 8 port Max. per LACP trunk group	
<b>L2 Switching Protection</b>	IEEE 802.1D STP/IEEE 802.1w RSTP/IEEE 802.1s MSTP, Loop Protection	
<b>QoS Feature</b>	Hard wired IEEE 802.1p 8 priority queues per port Traffic scheduling based on strict/WRR priority CoS based traffic classification on switch port, VLAN ID, DSCP, TCP/UDP port IEEE 802.1p priority tag remarking, DSCP remarking Per port/queue based ingress/egress rate limit in steps of 100kbps IEEE 802.3x flow control, Multicast/Broadcast/Unicast storm control with flooding control	
<b>Security</b>	Static port security (MAC based), Per port limited MAC learning Port based/MAC base/single/multiple IEEE 802.1x access control 256 ACL rules based on L2~L4 information, RADIUS/TACACS+ Authentication, HTTPs & SSH v2 IP/MAC binding, IP source guard & ARP inspection	
<b>IP Multicasting</b>	IGMP snooping v1/v2/v3, IGMP proxy, MLD snooping v1/v2, IGMP fast leave, IGMP query IGMP filtering/throttling, MVR (Multicast VLAN Registration)	
<b>Management</b>	WebGUI/Telnet CLI interface, SNMP v1/v2c/v3, RMON I (1,2,3,9 groups) & RFC1213 MIB II Dying gasp in SNMP trap message, DHCP client/snooping/relay option 82 TFTP/HTTP based firmware and configuration upgrade, Port mirroring, Event syslog server DHCP auto provisioning with option 60/66/67/254 NTP client, UPnP, IPv4/IPv6 management, SFF-8472 DDMI, IEEE 802.1ab LLDP	

## L2+ Gigabit Ethernet Switch

Power Input	100~240VAC ; 18~60VDC
Power Consumption	7.08 Watts Max.
Operating Temperature	0~50℃
Storage Temperature	-25~70℃
Humidity	5%~90% (non-condensing)
Dimension	250 x 117 x 43.8 mm (WxDxH)
Certification	CE, FCC class A

### Application



### Ordering Information

Model Name	Description
GSW-3208M2-AC	8 × 10/100/1000Base-T RJ45 + 2 × GbE SFP Slot L2 Managed Switch with AC Power Supply
GSW-3208M2-DC48	8 × 10/100/1000Base-T RJ45 + 2 × GbE SFP Slot L2 Managed Switch with DC 48V Power Supply

### Optional Accessory

#### ▪ Rack Mount Kit

Model Name	Description
GSW/MSW-RMK	19" rack mount kit

## 5 x 1G/2.5G RJ45 + 2 x 1G/10G SFP+ L2 Managed Ethernet Switch with Cable Tray Optional

NEW



CTC Union Technologies unveils the brand new 10G CPE switch, GSW-3100M, which supports multigigabit technology for active Ethernet based FTTH application. This new 10G CPE switch is designed with 5 ports 10M/100M/1G/2.5Gbps as well as 2 ports 1G/10Gbps SFP+ based fiber optics. As usual, the GSW-3100M adopts the evolutionary cable tray structural design to help the installer more easily and protectively manage the excess fiber within the unit.

The GSW-3100M leverages the technology strength of chipset provider to enable the multigigabit speed feature. The enterprise and residential users will be able to experience the reliable and secure Ethernet based high speed network access and also connect the existing Cat5e/Cat6 cabling infrastructure with popular WiFi 6E/7 device, NAS access as well as small cell or powerful workstations to break through the limitation of 1Gbps data rate for content richer applications such as Cloud storage, 4K streaming video/game services or HD/UHD teleconferencing.

CTC Union Technologies adopts the new generation SoC single chip insides the GSW-3100M. It is developed through highly circuit integration and manufactured by the advance wafer process. Therefore, GSW-3100M can benefit a low power consumption and cost-effective targets from this SoC solution compared with the previous generation product which was the combination of multiple chips. However, The GSW-3100M remains supporting most of popular Layer 2 feature sets with network management interfaces such as Web GUI, SNMP. The GSW-3100M also supports ZTP (Zero Touch Provisioning) function which is suitable for the very large-scale deployment from operator or service provider. These device management features can avoid truck rolls and save OPEX for FTTH service providers.

### Specifications

Interface	LAN	RJ-45 Port: 10/100/1000/2500Base-T x 5 Ports
	WAN	Fiber Port: 1000Base-X/10GBase-SR SFP+ x 2 slots
Hardware	Supports Auto-negotiation for TP Port (10/100/1000/2500Base-T and Full/Half Duplex mode)	
	Supports Auto MDI / MDIX auto-crossover for TP ports	
	Store and forward switching	
	8 megabits of integrated shared packet memory	
	Supports 16K MAC Address Table	
Standard Compliance	Supports 10K Bytes Jumbo Frame size	
	IEEE 802.3	10BASE-T
	IEEE 802.3u	100BASE-TX/FX
	IEEE 802.3ab	1000BASE-T
	IEEE 802.3bz	2.5GBASE-T
	IEEE 802.3z	1000BASE-X
	IEEE 802.3ae	10GBASE-SR
	IEEE 802.3x	Flow Control
	IEEE 802.1p	QoS
	IEEE 802.1Q	VLAN Tagging
	IEEE 802.1ad	Q-in-Q Provider Bridges
	IEEE 802.3ad	Link aggregation
	IEEE 802.1x	Port based network access
	IEEE 802.1D	MAC Bridges/STP
	IEEE 802.1w	RSTP
	IEEE 802.1s	MSTP
	IEEE 802.1ab	Link Layer Discovery Protocol
	IEEE 802.3az	Energy Efficient Ethernet (EEE) function

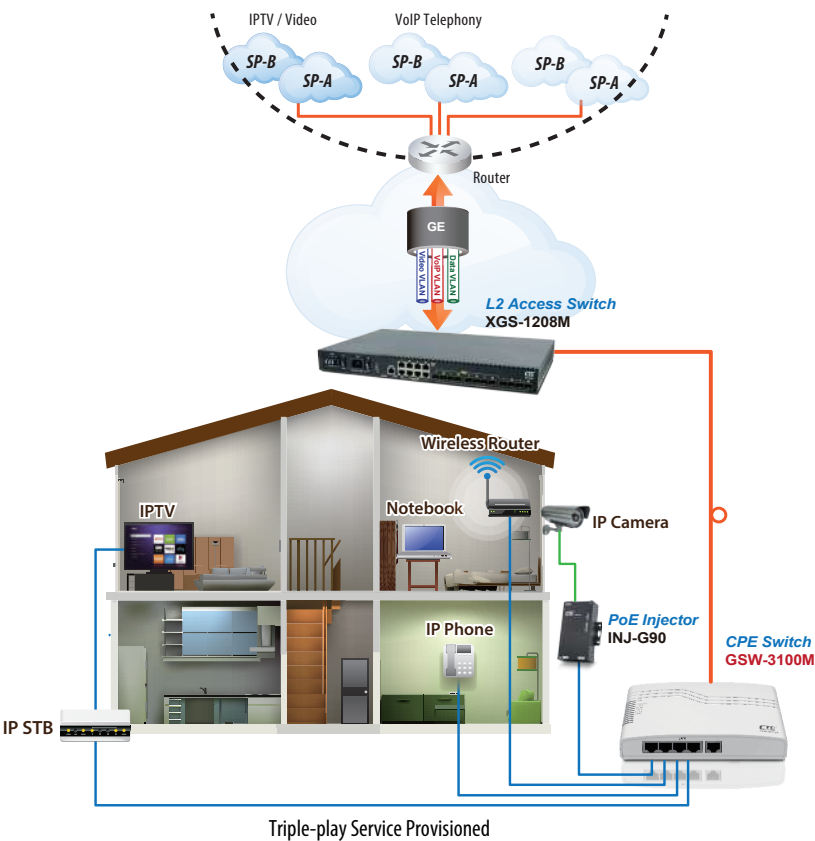
## CPE Switches

<b>VLAN Feature</b>	IEEE 802.1Q tagged VLAN (1K VLAN groups)
	IEEE 802.1ad Q-in-Q VLAN
	MAC Based VLAN
	Private VLAN for port isolation
<b>Link Aggregation &amp; Protection</b>	Static trunk (SA, DA, IP, TCP/UDP port)
	IEEE 802.3ad LACP
	STP/RSTP Loop Protection
<b>QoS Feature</b>	Hard wired IEEE 802.1p 8 priority queue per port
	Traffic scheduling based on Strict / WRR priority
	CoS based traffic classification on switch port, VLAN ID, DSCP, TCP/UDP port
	IEEE 802.1p priority tag remarking / DSCP remarking
	Per port/queue based ingress/egress rate limit in steps of 1000kbps Multicast/Broadcast/Unicast storm control with flooding control
<b>Security Feature</b>	Static port security (MAC based)
	Per port limited MAC learning
	Port limited flooding of unknown MAC address on fiber uplink port
	Port based/MAC based/single/multiple IEEE 802.1x access control
	128 ACL rules based on L2~L4 information
	IP/MAC binding
	IP source guard & ARP inspection HTTPs
<b>IP Multicasting</b>	IGMP snooping v1/v2/v3, MLD snooping v1/v2
	IGMP fast leave / query
	IGMP filtering / throttling
<b>Management</b>	Management via Web / HTTP
	Support SNMP v1 & v2c, RMON I (1, 2, 3, 9 groups), RFC 1213 MIB (MIB-II) and Private MIB
	Support dying gasp in trap message
	Support DHCP client for IPv4/IPv6
	Support DHCP Snooping
	DHCP Auto Provisioning for firmware and configuration upgrade based on <ul style="list-style-type: none"> <li>• Option 60: Class identifier</li> <li>• Option 66: Server IP</li> <li>• Option 67: File name</li> <li>• Option 254: File type</li> </ul>
	TFTP/HTTP based Firmware and configuration upgrade
	Dual Bank Image
	DNS client/proxy
	Port mirroring
	NTP client
	UPnP
<b>Power Input</b>	AC/DC power adaptor, 12VDC/1A
<b>Operating Temperature</b>	0~50°C
<b>Storage Temperature</b>	-25~70°C
<b>Humidity</b>	5%~90% (non-condensing)
<b>Certification</b>	CE, FCC class A

### Ordering Information


Model Name	Description
GSW-3100M	5-port 1G/2.5G RJ45 + 2-port 1G/10G SFP+ Managed Ethernet Switch (cable tray optional)





### Cable Tray Assembly


CT001/CT002 is an optional fiber tray and mounting hardware for deploying GSW-3100M for residential fiber to the home applications. CT001/CT002 tray options is wall mounted, allowing secure termination of fiber leads.



### Optional Accessory

Model Name	Description
CT001	Cable Tray for GSW-3100M
CT002	Cable Tray & LAN cable protection cover for GSW-3100M

Dimensions (mm)



**1 × GbE RJ45 + 4 × 1G/2.5G RJ45 + 2 × 1G/10G SFP+  
L2+ Managed Ethernet Switch with Cable Tray Option**



CTC Union Technologies unveils the next generation CPE switch, QSW-4204M, which supports multigigabit technology for active Ethernet based FTTH application. This new CPE switch is designed with 1 ports 10M/100M/1Gbps RJ45 and 4 ports 10M/100M/1G/2.5Gbps as well as 2 ports 1G/10Gbps SFP+ based fiber optics. As usual, the QSW-4204M adopts the evolutionary cable tray structural design to help the installer more easily and protectively manage the excess fiber within the unit.

Its design concept is well considered from the basis of stylish and elegant appearance for the residential user as well as the advantage of easy installation for the FTTH service provider. Hence, the QSW-4204M makes an Internet connected device no longer like the legacy ones hidden in the corner of household. Oppositely, it can become as an eye-catching furniture to blend into the overall decoration aesthetics at home.

The QSW-4204M leverages the technology strength of chipset provider which is the member of NBASE-T alliance to enable the multigigabit speed feature. The enterprise and residential users will be able to experience the reliable and secure Ethernet based high speed network access and also connect the existing Cat5e/Cat6 cabling infrastructure with WiFi 6/6E device or even beyond, NAS access as well as small cell or powerful workstations to break through the limitation of 1Gbps data rate for content richer applications such as Cloud storage, 4K video streaming or HD/UHD teleconferencing.

The QSW-4204M fully supports Layer 2 feature sets with complete network management interfaces such as Web GUI, CLI and SNMP. The QSW-4204M also supports DHCP auto provisioning and TR-069 client function which are suitable for the very large-scale deployment from operator or service provider. Both device management features can avoid truck rolls and save OPEX for FTTH service providers.

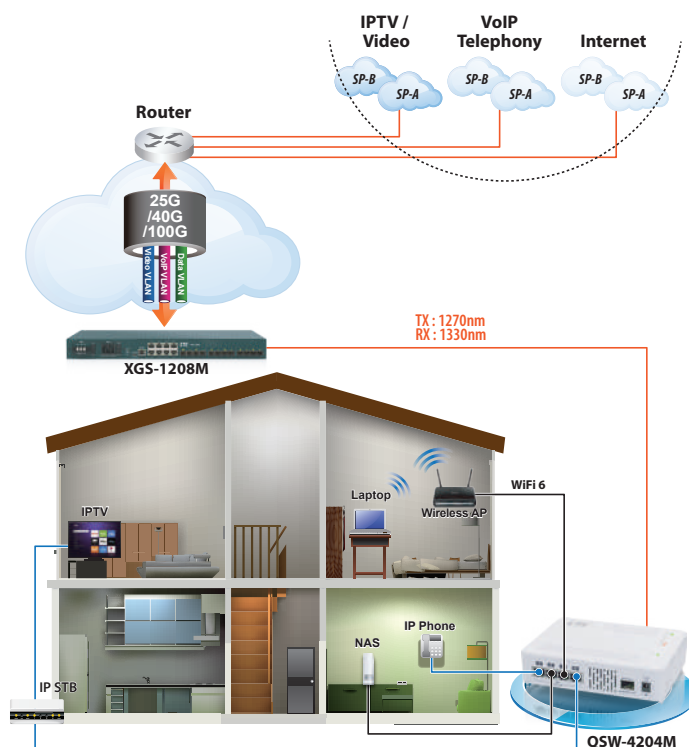
## Specifications

<b>Interface</b>	Fiber port: 2x 1G/10Gbps SFP+ Copper port: 4x 10M/100M/1G/2.5Gbps RJ45 1x 10/100/1000Mbps RJ45 for telemetry	
<b>Switching Fabric Capacity</b>	62Gbps	
<b>Packet Forwarding Rate</b>	14880pps	@10Mbps
	148800pps	@100Mbps
	1488000pps	@1000Mbps
	3720000pps	@2500Mbps
	14880000pps	@10Gbps
<b>Transmission Method</b>	Store and Forward Switching	
<b>Packet Buffer</b>	8M bits	
<b>MAC Table Size</b>	16K	
<b>Jumbo Frame Size</b>	10240 Bytes	
<b>VLAN Feature</b>	IEEE 802.1Q tagged VLAN (4K VLAN groups), IEEE 802.1ad QinQ VLAN, Voice VLAN	
	MAC based VLAN, Protocol based VLAN, IP subnet based VLAN, Private VLAN for port isolation	
	VLAN translation, GVRP (GARP VLAN registration protocol)	
<b>Link Aggregation</b>	Static trunk (SA, DA, IP, TCP/UDP port)	
	IEEE 802.3ad LACP, 3 LACP trunk groups Max; 8 port Max. per LACP trunk group	
<b>L2 Switching Protection</b>	IEEE 802.1D STP/IEEE 802.1w RSTP/IEEE 802.1s MSTP, Loop Protection	
<b>QoS Feature</b>	Hard wired IEEE 802.1p 8 priority queues per port, Traffic scheduling based on strict/WRR priority	
	CoS based traffic classification on switch port, VLAN, ID, DSCP, TCP/UDP port	
	IEEE 802.1p priority tag remarking, DSCP remarking, Per port/queue based ingress/egress rate limit in steps of 100kbps	
	IEEE 802.3x flow control, Multicast/Broadcast/Unicast storm control with flooding control	

# 10G CPE Switch

<b>Security</b>	Static port security (MAC based), Per port limited MAC learning
	Port based/MAC base/single/multiple IEEE 802.1x access control
	256 ACL rules based on L2~L4 information
	RADIUS/TACACS+ AAA, HTTPs & SSH v2
	IP/MAC binding, IP source guard & ARP inspection
<b>IP Multicasting</b>	IGMP snooping v1/v2/v3, IGMP proxy, MLD snooping v1/v2, IGMP fast leave, IGMP query
	IGMP filtering/throttling, MVR (Multicast VLAN Registration)
<b>Management</b>	WebGUI/Telnet CLI interface, SNMP v1/v2c/v3
	TR-069 client for remotely device management and configuration
	RMON I (1,2,3,9 groups) & RFC1213 MIB II, Dying gasp in SNMP trap message
	DHCP client/snooping/relay option 82
	TFTP/HTTP based firmware and configuration upgrade, Port mirroring, Event syslog server
	Smart detect functionality for configurable log and trap warning option, DNS client/proxy
	DHCP auto provisioning (option 55/60/66/67/132/240/254), NTP client, UPnP
	IPv4/IPv6 management, SFF-8472 DDMI, IEEE 802.1ab LLDP
<b>Power Input</b>	12V/2A AC power adaptor
<b>Power Consumption</b>	14.3 Watts Max.
<b>Operating Temperature</b>	0~50°C
<b>Storage Temperature</b>	-25~70°C
<b>Humidity</b>	5%~90% (non-condensing)
<b>Dimension</b>	162 × 122 × 43.5mm (W×D×H)
<b>Certification</b>	CE, FCC, class A

## Application



## Ordering Information

Model Name	Description
QSW-4204M	1-port GbE, RJ45 and 4-ports 1G/2.5G, RJ45 to 2 × 1G/10G SFP+ L2+ Managed Ethernet Switch

## Optional Accessory

Model Name	Description
GSW-20FT	Fiber Tray set for GSW-20 series CPE

**7× GbE, RJ45 + 1× Dual Rate SFP L2+ Managed CPE Switch with Cable Tray**

The GSW-2020C7 is a new generation CPE switch developed by CTC Union Technologies. This new CPE switch is designed with 7 ports 10/100/1000Base-T RJ45 and 1 port 100/1000Base-X SFP based fiber optics for P2P FTTH service applications. Its design concept is well considered from the basis of stylish and elegant appearance for the residential user as well as the advantage of easy installation for the FTTH service provider. Hence, the GSW-2020C7 makes an Internet connected device no longer like the legacy ones hidden in the corner of household. Oppositely, it can become as an eye-catching furniture to blend into the overall decoration aesthetics at home. As usual, the GSW-2020C7 adopts the evolutionary cable tray structural design to help the installer more easily and protectively manage the excess fiber within the unit.

The GSW-2020C7 fully supports Layer 2 feature sets with complete network management interfaces such as Web GUI, CLI and SNMP. The GSW-2020C7 also supports DHCP auto provisioning and TR-069 client function which are suitable for the very large scale deployment from operator or service provider. Both device management features can avoid truck rolls and save OPEX for FTTH service providers.

## Features

- Built-in IPTV probe feature can monitor IPTV service quality and performance in real-time
- Smart interrogator function - automatically gather vital information from the CPE at all times and store in database accessible by the operator
- Smart fiber tray design makes fiber cable management more handy

## Specifications

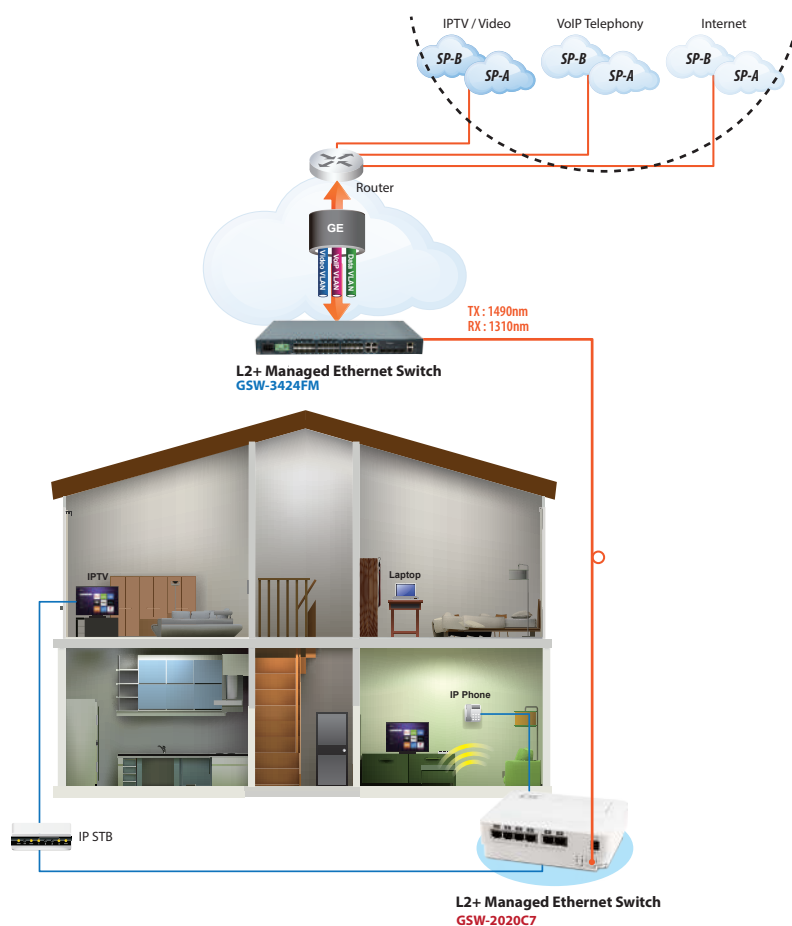
<b>Interface</b>	fiber port: 1x 100M/1Gbps SFP Copper port: 6x 10/100/1000Mbps RJ45 1x 10/100/1000Mbps RJ45 for telemetry	
<b>Packet forwarding Rate</b>	14880pps	@10Mbps
	148800pps	@100Mbps
	1488000pps	@1000Mbps
<b>Transmission Method</b>	Store and Forward Switching	
<b>Packet Buffer</b>	1.75M bits	
<b>MAC Table Size</b>	4K	
<b>Jumbo Frame Size</b>	10240 Bytes	
<b>VLAN Feature</b>	IEEE 802.1Q tagged VLAN (4K VLAN groups), IEEE 802.1ad QinQ VLAN	
	Voice VLAN, MAC based VLAN, Protocol based VLAN, GVRP (GARP VLAN registration protocol)	
	IP subnet based VLAN, Private VLAN for port isolation, VLAN Translation	
<b>Link Aggregation</b>	Static trunk (SA, DA, IP, TCP/UDP port)	
	IEEE 802.3ad LACP, 4 LACP trunk groups Max; 8 port Max. per LACP trunk group	
<b>L2 switching Protection</b>	IEEE 802.1D STP/IEEE 802.1w RSTP/IEEE 802.1s MSTP, Loop Protection	
<b>QoS Feature</b>	Hard wired IEEE 802.1p 8 priority queues per port, Traffic scheduling based on strict/WRR priority	
	CoS based traffic classification on switch port, VLAN ID, DSCP, TCP/UDP port, IEEE 802.3x flow control	
	IEEE 802.1p priority tag remarking, DSCP remarking, Multicast/Broadcast/Unicast storm control with flooding control	
	Per port/queue based ingress/egress rate limit in steps of 100kbps	
<b>Security</b>	Static port security (MAC based), Per port limited MAC learning, 128 ACL rules based on L2~L4 information	
	Port based/MAC base/single/multiple IEEE 802.1x access control, HTTPs & SSH v2	
	RADIUS/TACACS+ AAA, IP/MAC binding, IP source guard & ARP inspection	

## Hybrid-Triple Play CPE Switch

<b>IP Multicasting</b>	IGMP snooping v1/v2/v3, IGMP proxy, MLD snooping v1/v2, IGMP fast leave, IGMP query, IGMP filtering/throttling MVR (Multicast VLAN Registration), IPTV probe functionality
<b>Management</b>	WebGUI/Telnet CLI interface, SNMP v1/v2c/v3, TR-069 client for remote device management and configuration RMON I (1,2,3,9 groups) & RFC1213 MIB II, Dying gasp in trap message, DHCP client/snooping/relay option 82 TFTP/HTTP based firmware and configuration upgrade, Port mirroring, Event syslog server, DNS client/proxy DHCP auto provisioning, NTP client, UPnP, IPv4/IPv6 management, SFF-8472 DDMI, IEEE 802.1ab LLDP Smart detect functionality for configurable log and trap warning option
<b>Power Input</b>	AC/DC power adaptor 12VDC/1A
<b>Power Consumption</b>	7.9 Watts Max.
<b>Operating Temperature</b>	0~45°C
<b>Storage Temperature</b>	-25~70°C
<b>Humidity</b>	5%~90% (non-condensing)
<b>Dimension</b>	162 × 122 × 32.2mm (W×D×H)
<b>Certification</b>	CE, FCC, RoHS

### Application

#### P2P FTTH Hybrid-Triple Play Service Application



### Ordering Information

Model Name	Description
GSW-2020C7	7-port 10/100/1000Base-T to 100/1000Base-X Managed GbE Ethernet Switch

### Optional Accessory

Model Name	Description
GSW-20FT	Fiber Tray set for GSW-20 series CPE

**5 × GbE/RJ45 + 1 × 1G/SFP L2+ Managed Ethernet Switch**

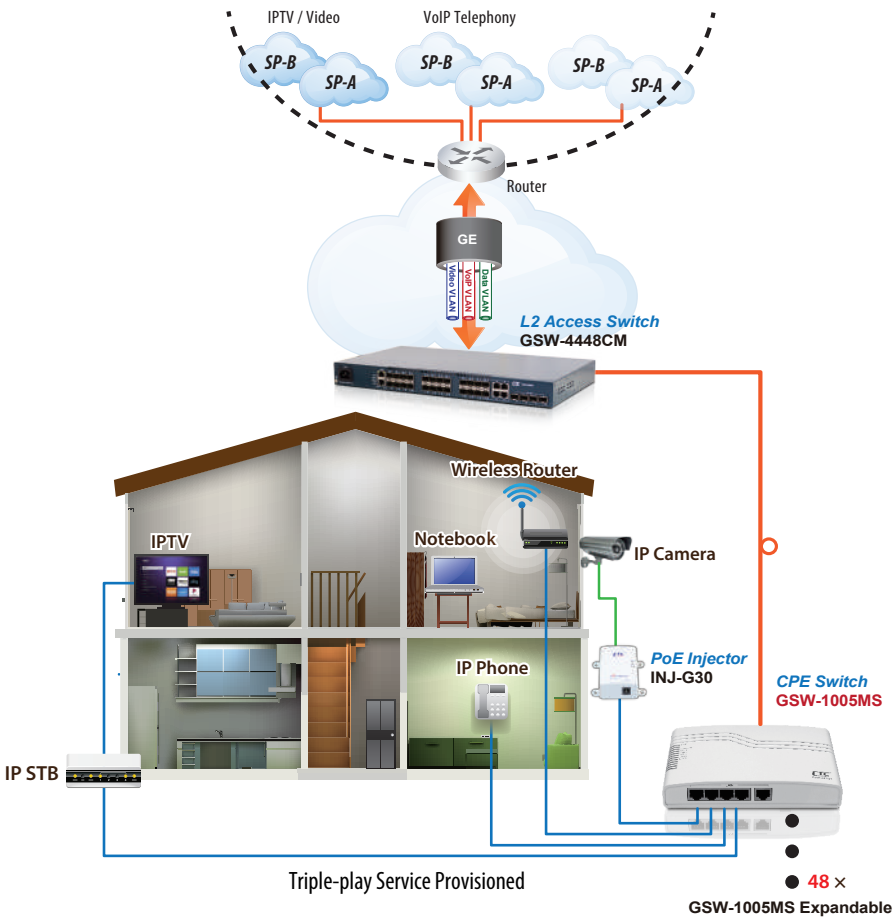
CTC Union technologies unveils the initial generation CPE switch, GSW-1005MS, which is equipped 5 ports 10/100/1000Base-T RJ45 and 1 port 100/1000Base-X SFP based fiber optics for P2P FTTH service. The transmission distance of Gigabit Ethernet over RJ45 copper can be extended up to 100km over a fiber optics interface. GSW-1005MS has an optional cable tray that allows the installer to enclose the excess fiber within the unit, thus providing protection for the sensitive fiber at subscriber side.

The GSW-1005MS fully supports Layer 2 feature sets with popular network management interfaces such as Web GUI, SNMP. The GSW-1005MS also supports DHCP auto provisioning which are suitable for the very largescale deployment from operator or service provider. Both device management features can avoid truck rolls and save OPEX for FTTH service providers.

**Specifications**


<b>Interface</b>	Fiber port: 1x 100/1000Base-X SFP Copper port: 5x 10/100/1000Mbps RJ45
<b>Packet Forwarding Rate</b>	14880pps @10Mbps 148800pps @100Mbps 1488000pps @1000Mbps
<b>Transmission Method</b>	Store and Forward Switching
<b>Packet Buffer</b>	4M bits
<b>MAC Table Size</b>	8K
<b>Jumbo Frame Size</b>	9600 Bytes
<b>VLAN Feature</b>	IEEE 802.1Q tagged VLAN (4K VLAN groups), IEEE 802.1ad QinQ VLAN, Voice VLAN MAC based VLAN, Protocol based VLAN, IP subnet based VLAN, Private VLAN for port isolation
<b>QoS Feature</b>	Hard wired IEEE 802.1p 8 priority queues per port, Traffic scheduling based on strict/WRR priority CoS based traffic classification on switch port, VLAN ID, DSCP, TCP/UDP port IEEE 802.1p priority tag remarking, DSCP remarking Per port/queue based ingress/egress rate limit in steps of 100kbps, IEEE 802.3x flow control Multicast/Broadcast/Unicast storm control with flooding control
<b>Security</b>	Static port security (MAC based), Per port limited MAC learning Port based/MAC base/single/multiple IEEE 802.1x access control 256 ACL rules based on L2~L4 information, RADIUS/TACACS+ Authentication, HTTPs & SSH v2 IP/MAC binding, IP source guard & ARP inspection
<b>IP Multicasting</b>	IGMP snooping v1/v2/v3, IGMP proxy, MLD snooping v1, IGMP fast leave, IGMP query IGMP filtering/throttling, MVR (Multicast VLAN Registration)
<b>Management</b>	WebGUI/Telnet CLI interface, SNMP v1/v2c/v3, RMON I (1,2,3,9 groups) & RFC1213 MIB II Dying gasp in SNMP trap message, DHCP client/snooping/relay option 82 TFTP/HTTP based firmware and configuration upgrade, Port mirroring, Event syslog server DHCP auto provisioning with option 60/66/67/254, NTP client, UPnP, IPv4/IPv6 management SFF-8472 DDMI, IEEE 802.1ab LLDP
<b>Power Input</b>	AC/DC power adaptor, 12VDC/1A
<b>Power Consumption</b>	4.8 Watts Max.
<b>Operating Temperature</b>	0~50°C
<b>Storage Temperature</b>	-25~70°C
<b>Humidity</b>	5%~90% (non-condensing)
<b>Dimension</b>	170 × 120 × 35 mm (W×D×H)
<b>Certification</b>	CE, FCC class A





### Cable Tray Assembly

CT001/CT002 is an optional fiber tray and mounting hardware for deploying GSW-1005MS/2008MS for residential fiber to the home applications. CT001/CT002 tray options is wall mounted, allowing secure termination of fiber leads.




### Ordering Information


Model Name	Description
GSW-1005MS	5-port 10/100/1000 Base-T to 100/1000 Base-X Managed GbE Ethernet Switch (cable tray optional)

### Optional Accessory

Model Name	Description
CT001	Cable Tray for GSW-1005MS/GSW-2008MS
CT002	Cable Tray & LAN cable protection cover for GSW-1005MS/2008MS

### Dimensions (mm)



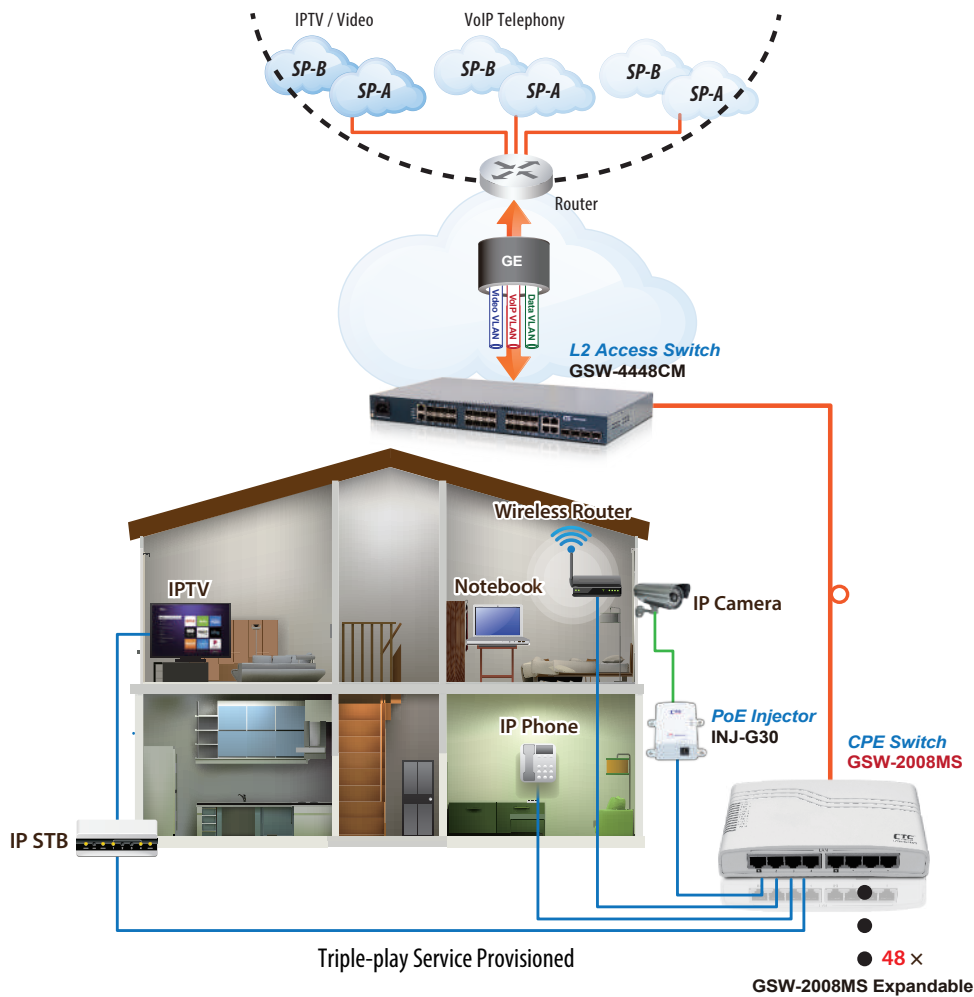
**8 × GbE/RJ45 + 2 × 1G/SFP L2+ Managed Ethernet Switch**

CTC Union technologies unveils the series extension of CPE switch, GSW-2008MS, which is equipped 8 ports 10/100/1000Base-T RJ45 and 2 port 100/1000Base-X SFP based fiber optics for P2P FTTH service. The transmission distance of Gigabit Ethernet over RJ45 copper can be extended up to 100km over a fiber optics interface. GSW-2008MS has an optional cable tray that allows the installer to enclose the excess fiber within the unit, thus providing protection for the sensitive fiber at subscriber side.

The GSW-2008MS fully supports Layer 2 feature sets with popular network management interfaces such as Web GUI, SNMP. The GSW-2008MS also supports DHCP auto provisioning which are suitable for the very largescale deployment from operator or service provider. Both device management features can avoid truck rolls and save OPEX for FTTH service providers.


**Specifications**

<b>Interface</b>	Fiber port: 2x 100/1000Base-X SFP Copper port: 8x 10/100/1000Mbps RJ45	
<b>Packet Forwarding Rate</b>	14880pps	@10Mbps
	148800pps	@100Mbps
	1488000pps	@1000Mbps
<b>Transmission Method</b>	Store and Forward Switching	
<b>Packet Buffer</b>	4M bits	
<b>MAC Table Size</b>	8K	
<b>Jumbo Frame Size</b>	9600 Bytes	
<b>VLAN Feature</b>	IEEE 802.1Q tagged VLAN (4K VLAN groups), IEEE 802.1ad QinQ VLAN, Voice VLAN MAC based VLAN, Protocol based VLAN, IP subnet based VLAN, Private VLAN for port isolation	
<b>Link Aggregation</b>	Static trunk (SA, DA, IP, TCP/UDP port) IEEE 802.3ad LACP, 5 LACP trunk groups Max, 8 port Max. per LACP trunk group	
<b>L2 Switching Protection</b>	IEEE 802.1D STP/IEEE 802.1w RSTP/IEEE 802.1s MSTP, Loop Protection	
<b>QoS Feature</b>	Hard wired IEEE 802.1p 8 priority queues per port, Traffic scheduling based on strict/WRR priority	
	CoS based traffic classification on switch port, VLAN ID, DSCP, TCP/UDP port, DSCP remarking	
	IEEE 802.1p priority tag remarking, Per port/queue based ingress/egress rate limit in steps of 100kbps	
	IEEE 802.3x flow control, Multicast/Broadcast/Unicast storm control with flooding control	
<b>Security</b>	Static port security (MAC based), Per port limited MAC learning	
	Port based/MAC base/single/multiple IEEE 802.1x access control, 256 ACL rules based on L2~L4 information	
	RADIUS/TACACS+ Authentication, HTTPs & SSH v2, IP/MAC binding, IP source guard & ARP inspection	
<b>IP Multicasting</b>	IGMP snooping v1/v2/v3, IGMP proxy, MLD snooping v1, IGMP fast leave, IGMP query	
	IGMP filtering/throttling, MVR (Multicast VLAN Registration)	
<b>Management</b>	WebGUI/Telnet CLI interface, SNMP v1/v2c/v3, RMON I (1,2,3,9 groups) & RFC1213 MIB II	
	Dying gasp in SNMP trap message, DHCP client/snooping/relay option 82	
	TFTP/HTTP based firmware and configuration upgrade, Port mirroring, Event syslog server	
	DHCP auto provisioning with option 60/66/67/254, NTP client, UPnP, IPv4/IPv6 management	
	SFF-8472 DDMI, IEEE 802.1ab LLDP	
<b>Power Input</b>	AC/DC power adaptor, 12VDC/1A	
<b>Power Consumption</b>	7.08 Watts Max.	
<b>Operating Temperature</b>	0~50°C	
<b>Storage Temperature</b>	-25~70°C	
<b>Humidity</b>	5%~90% (non-condensing)	
<b>Dimension</b>	170 × 120 × 35 mm (W×D×H)	
<b>Certification</b>	CE, FCC class A	



## Cable Tray Assembly

CT001/CT002 is an optional fiber tray and mounting hardware for deploying GSW-1005MS/2008MS for residential fiber to the home applications. CT001/CT002 tray options is wall mounted, allowing secure termination of fiber leads.




## Ordering Information

Model Name	Description
GSW-2008MS	8-port 10/100/1000 Base-T to 2-port 100/1000 Base-X Managed GbE Ethernet Switch (cable tray optional)

## Optional Accessory

Model Name	Description
CT001	Cable Tray for GSW-1005MS/GSW-2008MS
CT002	Cable Tray & LAN cable protection cover for GSW-1005MS/2008MS

## Dimensions (mm)



**4 × GbE/RJ45 + 2 × 1G/10G SFP+ L2+ Carrier Ethernet Switch with SyncE/PTP**

The next generation Carrier Ethernet Network Interface Device (NID) is designed for mobile backhaul transportation of 4G LTE-A/5G network. The MSW-4204S is equipped with 2 SFP+ slots, dual rate 1G/10Gbps and 4 ports Gigabit RJ45 network interfaces. It can be configurable as either UNI or NNI device which are CE(Carrier Ethernet) 2.0 compliant for Metro Ethernet network deployments.

The MSW-4204S is positioned as an universal network interface device (NID) for most carrier Ethernet access applications. It has built-in hardware based Ethernet OAM engine and is compliant to the latest OAM standards to deliver the committed SLA performance KPIs measurement on a per service basis.

**Precise Time synchronization**

Every Ethernet copper or fiber port on MSW-4204S except management port can be configured to deliver the timestamp messages of SyncE or IEEE 1588v2 inside Ethernet packets for the precision time purpose of mobile backhaul network. MSW-4204S is built-in 1PPS/ToD input and output SMA connectors. The output SMA interface supports the waveform measurement of IEEE 1588v2 via external instrument as well as the input SMA interface can be connected to external time source as the reference clock for the network.

**Features**

- The next generation Ethernet demarcation device, at customer premise, fulfills the large-scale carrier Ethernet deployment for intelligent business connection and mobile backhaul services compliant to CE 2.0 standard.
- CE2.0 standards compliant product guarantees the full interoperability with other MEF certified equipment and reduces the risks and cost of Carrier Ethernet network deployment for operators and service providers.
- Advanced clock synchronization features for carrier Ethernet network allows operators to deliver time sensitive services with optimal stability and continuity in the end-to-end connectivity.

**Specifications**

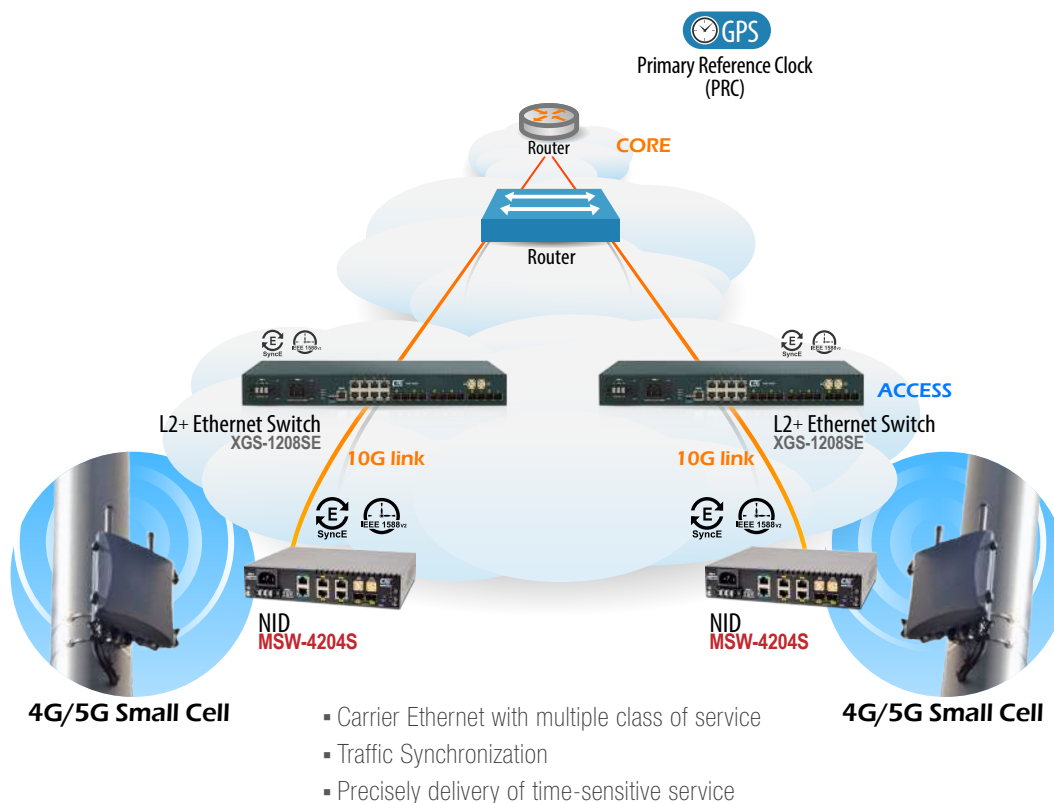
<b>Interface</b>	Fiber port: 2x 1G/10Gbps SFP+ Copper port: 4x 10/100/1000Mbps RJ45 1PPS port: 2x SMA connector (input/output)	
<b>Console/ToD Port</b>	1x RJ45 (RS-232)	
<b>Management Port</b>	1x 10/100/1000Base-T RJ45	
<b>Switching Fabric Capacity</b>	48Gbps	
<b>Packet Forwarding Rate</b>	14880pps	@10Mbps
	148800pps	@100Mbps
	1488000pps	@1000Mbps
	14880000pps	@10Gbps
<b>Transmission Method</b>	Store and Forward Switching	
<b>Packet Buffer</b>	8M bits	
<b>MAC Table Size</b>	16K	
<b>Jumbo Frame Size</b>	10K Bytes	
<b>VLAN Feature</b>	IEEE 802.1Q tagged VLAN (4K VLAN groups), IEEE 802.1ad QinQ VLAN, Voice VLAN	
	MAC based VLAN, Protocol based VLAN, IP subnet based VLAN, Private VLAN for port isolation	
	VLAN translation, GVRP (GARP VLAN registration protocol)	
<b>Link Aggregation</b>	Static trunk (SA, DA, IP, TCP/UDP port)	
	IEEE 802.3ad LACP, 3 LACP trunk groups Max; 6 port Max. per LACP trunk	
<b>L2 Switching Protection</b>	IEEE 802.1D STP/IEEE 802.1w RSTP/IEEE 802.1s MSTP, ITU-T G.8031 ELPS/G.8032 ERPS	

## Network Interface Device

<b>QoS Feature</b>	Hierarchical QoS, IEEE 802.1Qbb priority based flow control, Hard wired IEEE 802.1p 8 priority queues per port IEEE 802.1p priority tag remarking, DSCP remarking CoS based traffic classification on switch port, VLAN, ID, DSCP, TCP/UDP port Per port/queue based ingress/egress rate limit in steps of 100kbps, 3 colors marker – CIR/EIR/Burst bandwidth control
<b>Storm Control</b>	Multicast/Broadcast/Unicast storm suppression with flooding control
<b>Security</b>	Static port security (MAC based), Per port limited MAC learning Port based/MAC base/single/multiple IEEE 802.1x access control 128 ACL rules based on L2~L4 information, RADIUS/TACACS+ AAA, IP/MAC binding DHCP client/snooping/relay option 82, IP source guard & ARP inspection
<b>IP Multicasting</b>	IGMP snooping v1/v2/v3, IGMP proxy, MLD snooping v1/v2, IGMP fast leave IGMP query, IGMP filtering/throttling, MVR (Multicast VLAN Registration)
<b>Management</b>	WebGUI/Telnet CLI interface, HTTPs, SSHv2, SNMP v1/v2c/v3 RMON I (1,2,3,9 groups) & RFC1213 MIB II, Private MIB, Dying gasp in SNMP trap message DHCP client/snooping/relay option 82, TFTP/HTTP based firmware and configuration upgrade Port mirroring, Event syslog server, DNS client/proxy, NTP client, UPnP, IPv4/IPv6 management, SFF-8472 DDMI Text based CLI configuration upload and download
<b>Ethernet OAM</b>	IEEE 802.3ah, IEEE 802.1ag, ITU-T Y.1731, RFC2544, ITU-T Y.1564
<b>SyncE</b>	ITU-T G.8261/G.8262/G.8264 on all Ethernet interfaces, Sync status message support
<b>IEEE 1588v2 PTP</b>	ITU-T G.8263 slave clock, ITU-T G.8273.2 boundary clock, ITU-T G.8273.4 transparent clock ITU-T G.8265.1/ITU-T G.8275.1 telecom profile (optional)
<b>Power Input</b>	100V~240VAC, 18~60VDC
<b>Power Consumption</b>	13.65 Watts Max.
<b>Operating Temperature</b>	0~50°C
<b>Storage Temperature</b>	-25~70°C
<b>Humidity</b>	5%~90% (non-condensing)
<b>Dimension</b>	215 × 190 × 44 mm (W×D×H)
<b>Certification</b>	CE, FCC class A

## Application

### Mobil Backhaul Application



# Network Interface Device

## Ordering Information

Model Name	Description
MSW-4204S-AC	4x 1G RJ45 + 2x 1G/10G SFP+ slots L2+ Carrier Ethernet Switch with SyncE and Single AC Power Supply Built-In
MSW-4204S-DC	4x 1G RJ45 + 2x 1G/10G SFP+ slots L2+ Carrier Ethernet Switch with SyncE and Single DC Power Supply Built-In
MSW-4204S-AD	4x 1G RJ45 + 2x 1G/10G SFP+ slots L2+ Carrier Ethernet Switch with SyncE and AC & DC Power Supply Built-In

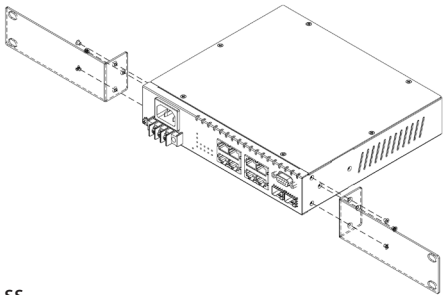
## Optional Accessory

▪ 10G SFP+ Transceiver Module

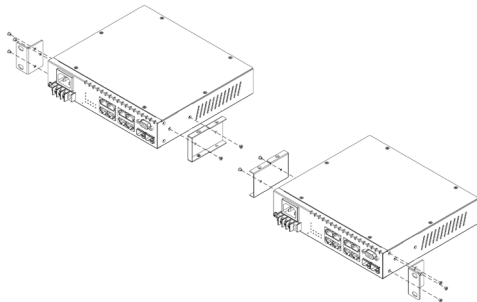
Model Name	Description
SFM-1000-SR85	10G SFP+ SR/SW MMF 300m, 850nm VCSEL, 10G Ethernet/FC/SDH/SONET
SFS-1010-LR31	10G SFP+ LR/LW SMF 10km, 1310nm DFB DML, 10G Ethernet/FC/SDH/SONET
SFS-1040-ER55	10G SFP+ ER/EW SMF 40km, 1550nm DFB EML, 10G Ethernet/FC/SDH/SONET
SFS-1080-ZR55	10G SFP+ ZR/EW SMF 80km, 1550nm DFB EML, 10G Ethernet/FC/SDH/SONET

▪ Rack Mount Kit

Model Name	Description
RMK07-SS	Rack Mounting Kits for GSW-4208CM/MSW-4204 Series Single Unit Chassis Mounting in 19" Rack
RMK07-DS	Rack Mounting Kits for GSW-4208CM/MSW-4204 Series Two Units Chassis Mounting in 19" Rack



RMK07-SS



RMK07-DS



## 4 × GbE/RJ45 + 2 × 1G/10G SFP+ L2+ Carrier Ethernet Switch

CE 2.0



The next generation Carrier Ethernet Network Interface Device (NID) is designed for business connection in Ethernet virtual connection technology. The MSW-4204 is equipped with 2 SFP+ slots, dual rate 1G/10Gbps and 4 ports Gigabit RJ45 network interfaces. It can be configurable as either UNI or NNI device which are CE(Carrier Ethernet) 2.0 compliant for Metro Ethernet network deployments.

The MSW-4204 is positioned as an universal network interface device (NID) for most carrier Ethernet access applications. It has built-in hardware based Ethernet OAM engine and is compliant to the latest OAM standards to deliver the committed SLA performance KPIs measurement on a per service basis.

## Features

- The next generation Ethernet demarcation device, at customer premise, fulfills the large-scale carrier Ethernet deployment for intelligent business connection and mobile backhaul services compliant to CE 2.0 standard.
- CE2.0 standards compliant product guarantees the full interoperability with other MEF certified equipment and reduces the risks and cost of Carrier Ethernet network deployment for operators and service providers.

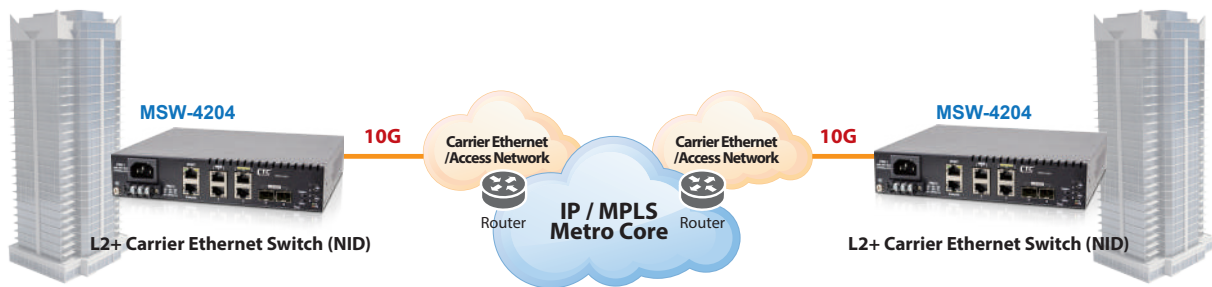
## Specifications

<b>Interface</b>	Fiber port: 2x 1G/10Gbps SFP+ slots Copper port: 4x 10/100/1000Mbps RJ45	
<b>Console/ToD Port</b>	1x RJ45 (RS-232)	
<b>Management Port</b>	1x 10/100/1000Base-T RJ45	
<b>Switching Fabric Capacity</b>	48Gbps	
<b>Packet Forwarding Rate</b>	14880pps	@10Mbps
	148800pps	@100Mbps
	1488000pps	@1000Mbps
	14880000pps	@10Gbps
<b>Transmission Method</b>	Store and Forward Switching	
<b>Packet Buffer</b>	8M bits	
<b>MAC Table Size</b>	16K	
<b>Jumbo Frame Size</b>	10K Bytes	
<b>VLAN Feature</b>	IEEE 802.1Q tagged VLAN (4K VLAN groups), IEEE 802.1ad QinQ VLAN, Voice VLAN	
	MAC based VLAN, Protocol based VLAN, IP subnet based VLAN, Private VLAN for port isolation	
	VLAN translation, GVRP (GARP VLAN registration protocol)	
<b>Link Aggregation</b>	Static trunk (SA, DA, IP, TCP/UDP port), IEEE 802.3ad LACP, 3 LACP trunk groups Max; 6 port Max. per LACP trunk	
<b>L2 Switching Protection</b>	IEEE 802.1D STP/IEEE 802.1w RSTP/IEEE 802.1s MSTP, ITU-T G.8031 ELPS/G.8032 ERPS	
<b>QoS Feature</b>	Hierarchical QoS, IEEE 802.1Qbb priority based flow control	
	Hard wired IEEE 802.1p 8 priority queues per port, IEEE 802.1p priority tag remarking, DSCP remarking	
	CoS based traffic classification on switch port, VLAN, ID, DSCP, TCP/UDP port	
	Per port/queue based ingress/egress rate limit in steps of 100kbps	
<b>Storm Control</b>	3 colors marker – CIR/EIR/Burst bandwidth control	
	Multicast/Broadcast/Unicast storm suppression with flooding control	
<b>Security</b>	Static port security (MAC based), Per port limited MAC learning	
	Port based/MAC base/single/multiple IEEE 802.1x access control	
	128 ACL rules based on L2~L4 information, RADIUS/TACACS+ AAA	
	IP/MAC binding, DHCP client/snooping/relay option 82, IP source guard & ARP inspection	
<b>IP Multicasting</b>	IGMP snooping v1/v2/v3, IGMP proxy, MLD snooping v1/v2, IGMP fast leave	
	IGMP query, IGMP filtering/throttling, MVR (Multicast VLAN Registration)	

# Network Interface Device

<b>Management</b>	WebGUI/Telnet CLI interface, HTTPs, SSHv2, SNMP v1/v2c/v3, RMON I (1,2,3,9 groups) & RFC1213 MIB II Private MIB, Dying gasp in SNMP trap message, DHCP client/snooping/relay option 82 TFTP/HTTP based firmware and configuration upgrade, Port mirroring, Event syslog server, DNS client/proxy NTP client, UPnP, IPv4/IPv6 management, SFF-8472 DDMI Text based CLI configuration upload and download
<b>Ethernet OAM</b>	IEEE 802.3ah, IEEE 802.1ag, ITU-T Y.1731, RFC2544, ITU-T Y.1564
<b>Power Input</b>	100V~240VAC, 18~60VDC
<b>Power Consumption</b>	13.65 Watts Max.
<b>Operating Temperature</b>	0~50°C
<b>Storage Temperature</b>	-25~70°C
<b>Humidity</b>	5%~90% (non-condensing)
<b>Dimension</b>	215 × 190 × 44 mm (W×D×H)
<b>Certification</b>	CE, FCC class A

## Application



## Ordering Information

Model Name	Description
MSW-4204-AC	4x 1G RJ45 + 2x 1G/10G SFP+ Slots L2+ Carrier Ethernet Switch with single AC Power Supply Built-In
MSW-4204-DC	4x 1G RJ45 + 2x 1G/10G SFP+ Slots L2+ Carrier Ethernet Switch with single DC Power Supply Built-In
MSW-4204-AD	4x 1G RJ45 + 2x 1G/10G SFP+ Slots L2+ Carrier Ethernet Switch with AC & DC Power Supply Built-In

## Optional Accessory

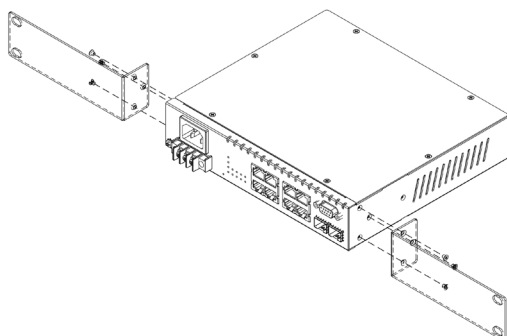
### • 10G SFP+ Transceiver Module

Model Name	Description
SFM-1000-SR85	10G SFP+ SR/SW MMF 300m, 850nm VCSEL, 10G Ethernet/FC/SDH/SONET
SFS-1010-LR31	10G SFP+ LR/LW SMF 10km, 1310nm DFB DML, 10G Ethernet/FC/SDH/SONET
SFS-1040-ER55	10G SFP+ ER/EW SMF 40km, 1550nm DFB EML, 10G Ethernet/FC/SDH/SONET
SFS-1080-ZR55	10G SFP+ ZR/EW SMF 80km, 1550nm DFB EML, 10G Ethernet/FC/SDH/SONET

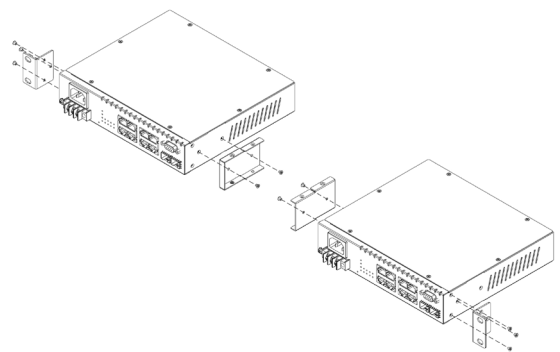
### • Rack Mount Kit

Model Name	Description
RMK07-SS	Rack Mounting Kits for GSW-4208CM/MSW-4204 Series Single Unit Chassis Mounting in 19" Rack
RMK07-DS	Rack Mounting Kits for GSW-4208CM/MSW-4204 Series Two Units Chassis Mounting in 19" Rack

RMK07-SS



RMK07-DS



**2 × GbE/RJ45 + 2 × 1G/SFP L2+ Carrier Ethernet Switch**CE<sup>2.0</sup>

CTC Union Technologies unveils the first generation of carrier grade Ethernet demarcation device, MSW-202A, which is designed for business connection service delivered by carriers. It is equipped 2 SFP slots as dual rate 100/1000Base-X and 2 ports 10/100/1000Base-T RJ45 network interfaces. It is designed to enable E-Line, E-Access services which are CE (Carrier Ethernet) 2.0 compliant for Metro Ethernet network deployments.

The MSW-202A device enables carriers and service providers to deliver SLA-based network service with extensive fault detection and diagnostic capabilities which are compliant with the latest Ethernet OAM standards such as IEEE 802.3ah, IEEE 802.1ag and ITU-T Y.1731. The CE2.0 compliant functions support EVCs and 3 colors marker QoS traffic management to enable service providers management of bandwidth and to enforce SLA guarantees.

**Specifications**

<b>Interface</b>	Copper port: 2x 10/100/1000Base-T RJ45 Uplink port: 2x 1000Base-X SFP slots Console port: 1x RS-232 in RJ45	
<b>Switching Fabric Capacity</b>	8Gbps	
<b>Packet Forwarding Rate</b>	14880pps	@10Mbps
	148800pps	@100Mbps
	1488000pps	@1000Mbps
<b>Transmission Method</b>	Store and Forward Switching	
<b>Packet Buffer</b>	4M bits	
<b>MAC Table Size</b>	8K	
<b>Jumbo Frame Size</b>	9.6K Bytes	
<b>VLAN Feature</b>	IEEE 802.1Q tagged VLAN (4K VLAN groups), IEEE 802.1ad QinQ VLAN, Voice VLAN	
	MAC based VLAN, Protocol based VLAN, IP subnet based VLAN, Private VLAN for port isolation	
	VLAN translation, GVRP (GARP VLAN registration protocol)	
<b>Link Aggregation</b>	Static trunk (SA, DA, IP, TCP/UDP port)	
	IEEE 802.3ad LACP, 2 LACP trunk groups Max; 4 port Max. per LACP trunk group	
<b>L2 Switching Protection</b>	IEEE 802.1D STP/IEEE 802.1w RSTP/IEEE 802.1s MSTP, ITU-T G.8031 ELPS	
	ITU-T G.8032 ERPS, Loop Protection	
<b>QoS Feature</b>	Hard wired IEEE 802.1p 8 priority queues per port, Traffic scheduling based on strict/WRR priority	
	CoS based traffic classification on switch port, VLAN ID, DSCP, TCP/UDP port	
	IEEE 802.1p priority tag remarking, DSCP remarking	
	Per port/Service based ingress/egress rate limit in steps of 100kbps	
	3 colors marker-CIR/EIR/Burst bandwidth control	
	Multicast/Broadcast/Unicast storm control with flooding control	
<b>Security</b>	Static port security (MAC based), Per port limited MAC learning	
	Port based/MAC base/single/multiple IEEE 802.1x access control	
	256 ACL rules based on L2~L4 information	
	RADIUS/TACACS+ Authentication, HTTPs & SSH v2, IP/MAC binding, IP source guard & ARP inspection	
<b>IP Multicasting</b>	IGMP snooping v1/v2/v3, IGMP proxy, MLD snooping v1/v2, IGMP fast leave	
	IGMP query, IGMP filtering/throttling, MVR (Multicast VLAN Registration)	
<b>Management</b>	WebGUI/Telnet CLI interface, SNMP v1/v2c/v3, RMON I (1,2,3,9 groups), RFC1213 MIB II, Private MIB	
	DHCP client/snooping/relay option 82, TFTP/HTTP based firmware and configuration upgrade	
	Port mirroring, Event syslog server, DNS client/proxy, NTPv4 client, UPnP, SFF-8472 DDMI	
	IEEE 802.1ab LLDP, Text based CLI configuration download and upload	

# Ethernet Demarcation Device

<b>Ethernet OAM</b>	IEEE 802.3ah, IEEE 802.1ag, ITU-T Y.1731
<b>Power Input</b>	100~240VAC ; 18~72VDC
<b>Power Consumption</b>	3.8 Watts Max.
<b>Operating Temperature</b>	0~50°C
<b>Storage Temperature</b>	-25~70°C
<b>Humidity</b>	5%~95% (non-condensing)
<b>Dimension</b>	180 × 135 × 30 mm (W×D×H)
<b>Certification</b>	CE, FCC class A

## Application

Figure 1 : Business Connection Service

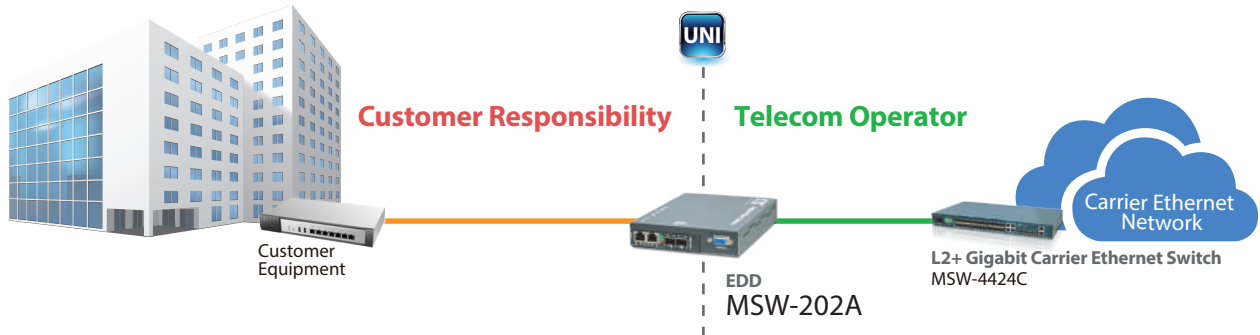
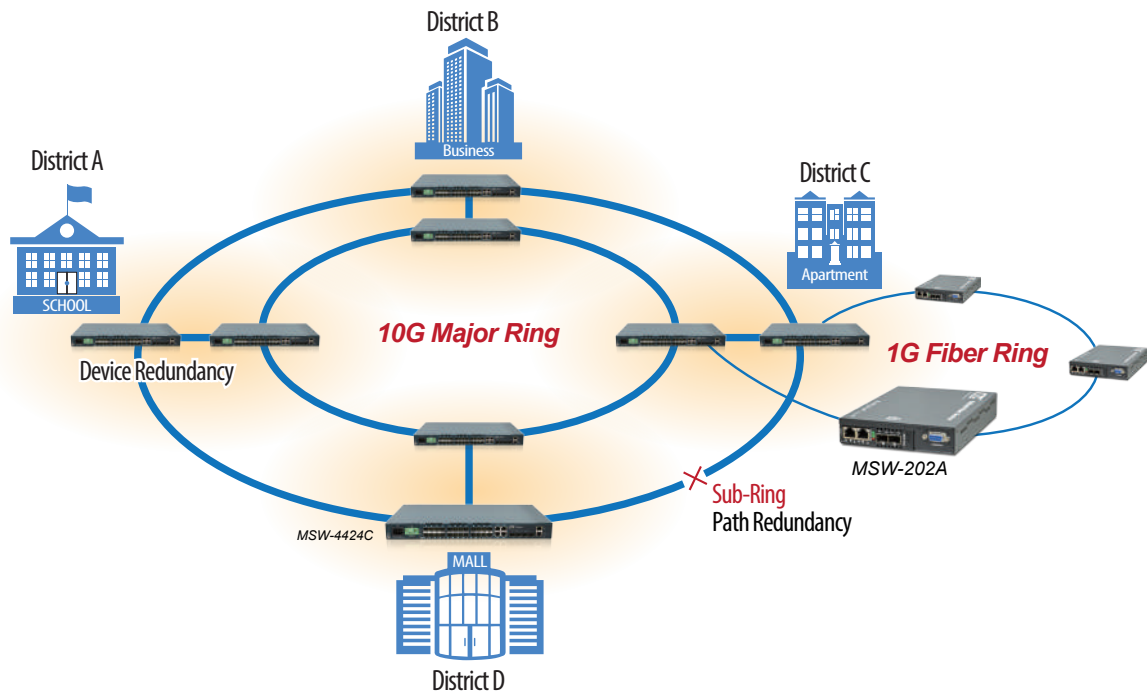


Figure 2 :  $\mu$ -Ring Protected Ethernet Backbone Application



## Ordering Information

Model Name	Description
<b>MSW-202A-AC</b>	2x SFP Slots in Dual Rate 100/1000Base-X and 2x 10/100/1000Base-T RJ45 OAM Managed Carrier Ethernet Switch with Single AC Power Supply
<b>MSW-202A-DC</b>	2x SFP Slots in Dual Rate 100/1000Base-X and 2x 10/100/1000Base-T RJ45 OAM Managed Carrier Ethernet Switch with Single DC Power Supply
<b>MSW-202A-AD</b>	2x SFP Slots in Dual Rate 100/1000Base-X and 2x 10/100/1000Base-T RJ45 OAM Managed Carrier Ethernet Switch with AC & DC Power Supply

4 × GbE/RJ45 + 4 × 1G/SFP L2+ Carrier Ethernet Switch



CTC Union Technologies unveils a new generation of carrier grade Ethernet demarcation device, MSW-404, which is designed for business connection and mobile backhaul transportation service delivered by carriers. It is equipped 4 SFP slots as dual rate 100/1000Base-X and 4 ports 10/100/1000Base-T RJ45 network interfaces. It is designed to enable E-Line, E-LAN, E-Tree services which are CE (Carrier Ethernet) 2.0 compliant for Metro Ethernet network deployments.

The MSW-404 device enables carriers and service providers to deliver SLA-based network service with extensive fault detection and diagnostic capabilities which are compliant with the latest Ethernet OAM standards such as IEEE 802.3ah, IEEE 802.1ag and ITU-T Y.1731. With built-in RFC2544 and ITU-T Y.1564 feature sets, the MSW-404 also enables the service providers to perform the SLA verification anytime to ensure the quantitative latency, jitter and throughput delivery performance indexes. The CE2.0 compliant functions support EVCs and 3 colors marker QoS traffic management to enable service providers management of bandwidth and to enforce SLA guarantees.

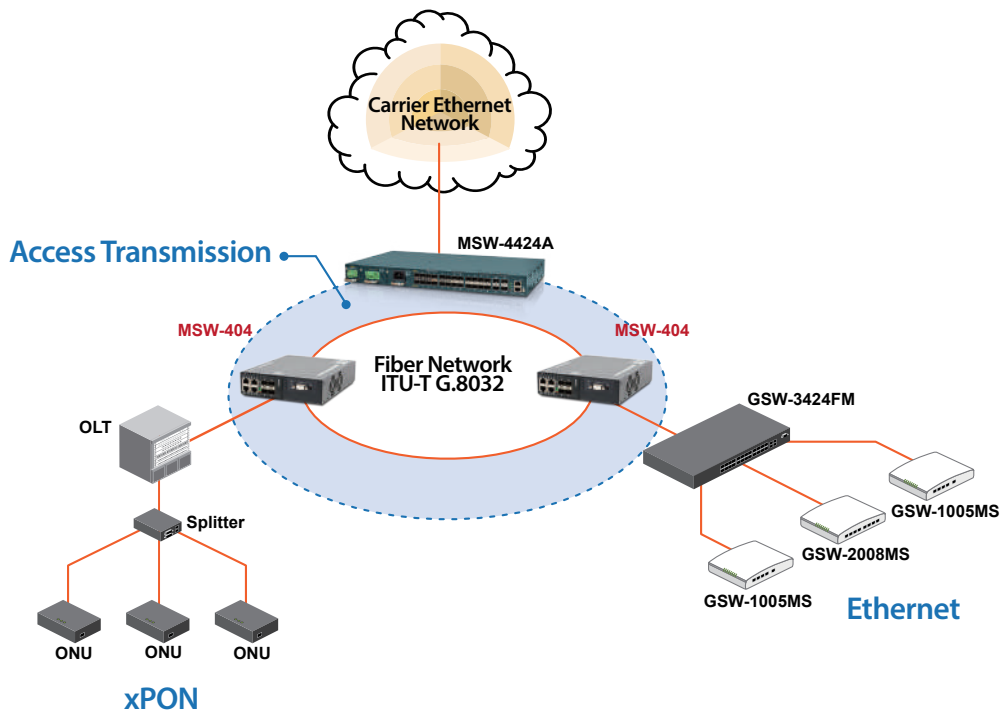
Specifications	
Interface	Copper port: 4x 10/100/1000Base-T RJ45 Uplink port: 4x 1000Base-X SFP slots Console port: 1x RS-232 in RJ45
Switching Fabric Capacity	16Gbps
Packet Forwarding Rate	14880pps @10Mbps
	148800pps @100Mbps
	1488000pps @1000Mbps
Transmission Method	Store and Forward Switching
Packet Buffer	8M bits
MAC Table Size	8K
Jumbo Frame Size	10K Bytes
VLAN Feature	IEEE 802.1Q tagged VLAN (4K VLAN groups), IEEE 802.1ad QinQ VLAN, Voice VLAN
	MAC based VLAN, Protocol based VLAN, IP subnet based VLAN, Private VLAN for port isolation
	VLAN translation, GVRP (GARP VLAN registration protocol)
Link Aggregation	Static trunk (SA, DA, IP, TCP/UDP port)
	IEEE 802.3ad LACP, 4 LACP trunk groups Max; 8 port Max. per LACP trunk group
L2 Switching Protection	IEEE 802.1D STP/IEEE 802.1w RSTP/IEEE 802.1s MSTP, ITU-T G.8031 ELPS
	ITU-T G.8032 ERPS, Loop Protection
QoS Feature	Hard wired IEEE 802.1p 8 priority queues per port, Traffic scheduling based on strict/WRR priority
	CoS based traffic classification on switch port, VLAN ID, DSCP, TCP/UDP port
	IEEE 802.1p priority tag remarking, DSCP remarking
	Per port/Service based ingress/egress rate limit in steps of 100kbps
	3 colors marker-CIR/EIR/Burst bandwidth control, IEEE 802.3x flow control
	Multicast/Broadcast/Unicast storm control with flooding control
Security	Static port security (MAC based), Per port limited MAC learning
	Port based/MAC base/single/multiple IEEE 802.1x access control
	256 ACL rules based on L2~L4 information, RADIUS/TACACS+ Authentication
	HTTPs & SSH v2, IP/MAC binding, IP source guard & ARP inspection
IP Multicasting	IGMP snooping v1/v2/v3, IGMP proxy, MLD snooping v1/v2, IGMP fast leave
	IGMP query, IGMP filtering/throttling, MVR (Multicast VLAN Registration)

# Ethernet Demarcation Device

Management	WebGUI/Telnet CLI interface, SNMP v1/v2c/v3, RMON I (1,2,3,9 groups), RFC1213 MIB II, Private MIB
	DHCP client/snooping/relay option 82, TFTP/HTTP based firmware and configuration upgrade
	Port mirroring, RSPAN, Event syslog server, DNS client/proxy, NTPv4 client, UPnP
	IPv4/IPv6 management, SFF-8472 DDMI, IEEE 802.1ab LLDP
	Text based CLI configuration download and upload
Ethernet OAM	IEEE 802.3ah, IEEE 802.1ag, ITU-T Y.1731, RFC2544, ITU-T Y.1564
MPLS feature	MPLS-TP compliant to ITU-T G.8113.1
Power Input	100~240VAC ; 18~72VDC
Power Consumption	6.72 Watts Max.
Operating Temperature	0~50℃
Storage Temperature	-25~70℃
Humidity	5%~95% (non-condensing)
Dimension	219.4 × 167.4 × 44.5 mm (W×D×H)
Certification	CE, FCC class A

## Application

Figure 1 : Ethernet Backbone Application



## Ordering Information

Model Name	Description
MSW-404-AC	4x SFP Slots in Dual Rate 100/1000Base-X and 4x 10/100/1000Base-T RJ45 OAM Managed Carrier Ethernet Switch with Single AC Power Supply
MSW-404-DC	4x SFP Slots in Dual Rate 100/1000Base-X and 4x 10/100/1000Base-T RJ45 OAM Managed Carrier Ethernet Switch with Single DC Power Supply
MSW-404-AD	4x SFP Slots in Dual Rate 100/1000Base-X and 4x 10/100/1000Base-T RJ45 OAM Managed Carrier Ethernet Switch with AC & DC Power Supply



**24 x 1G/2.5G, RJ45 + 6 x 1G/10G SFP+ with 24 x PoE+ Managed Switch  
720W Power Budget**

*Preliminary*



The next generation PoE switch in high-density port configuration leveraged NBase-T multi-gigabit technology, QSW-4624MP, is designed for SMB and enterprise to migrate to the reliable and secure Ethernet based high speed network access by connecting the existed Cat5e/Cat6 cabling infrastructure from 1Gbps to multi-gigabit speed. It is ideal solution to save your investment without disruptive and expensive wiring reconstruction required for offering more bandwidth capacity.

The latest content richer application and technology such as WiFi 6E/7 wireless access and 4K UHD video streaming or IP surveillance make the standard gigabit reveal the problem of bandwidth insufficiency. QSW-4624MP is equipped 24 ports 1G/2.5G RJ45 and 6 slots 1G/10G SFP+ uplink. Each Ethernet copper port complies with IEEE 802.3at standard to supply 30W power injection maximum. The 10G uplink ports relieve the insufficiency of Gigabit links to offer instantly demanding bandwidth consumption for PoE powered FHD/UHD IPcam surveillance, WiFi network access in the enterprise network.

It is featured completely L2+ switch functionality which guarantees high network availability, robust network access and security as well as comprehensive QoS in the network edge. It will deliver the benefits of optimal traffic transportation performance and lower ownership cost while maintaining the network deployment simply.

## Features

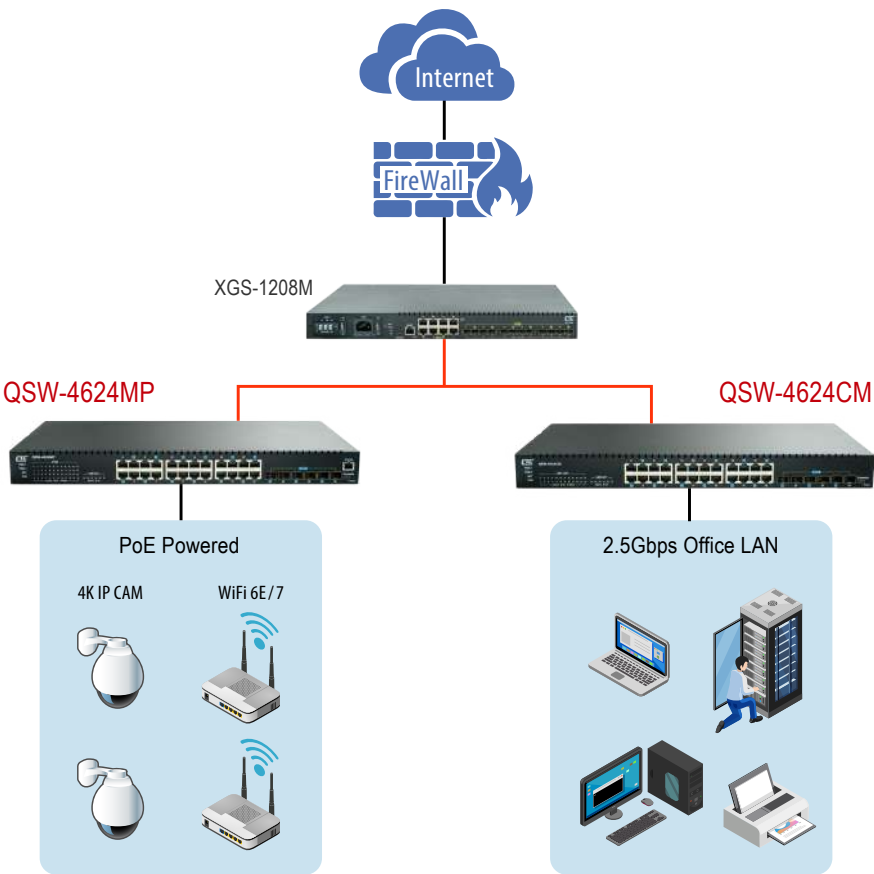
- 24 × RJ45/PoE+ ports with 720W power budget totally
- Cable diagnostics to test UTP cable or determine broken point distance
- Text based CLI configuration download and upload
- Advanced PoE management
  - PoE PD failure auto check and reset if PD failed
  - PoE port on/off scheduling
  - PoE configuration for power planning

## Specifications

<b>Interface</b>	Fiber port: 6x 1G/10G SFP+	
	Copper port: 24x 1G/2.5G RJ45	
	Management port: 1x 10/100/1000Base-T RJ45	
	Console port: 1x RS-232 in USB type C	
<b>Packet forwarding Rate</b>	14880pps	@10Mbps
	148800pps	@100Mbps
	1488000pps	@1000Mbps
	3720000pps	@2.5Gbps
	14880000pps	@10Gbps
<b>PoE Power Budget</b>	720Watts	
<b>Switching Fabric Capacity</b>	240Gbps	
<b>Transmission Method</b>	Store and Forward Switching	
<b>Packet Buffer</b>	32M bits	
<b>MAC Table Size</b>	32K	
<b>Jumbo Frame Size</b>	10K Bytes	

## Access Switch

<b>VLAN Feature</b>	IEEE 802.1Q tagged VLAN (4K VLAN groups)
	IEEE 802.1ad QinQ VLAN
	Voice VLAN, MAC based VLAN, Protocol based VLAN
	IP subnet based VLAN
	Private VLAN for port isolation, VLAN translation
<b>Link Aggregation</b>	Static trunk (SA, DA, IP, TCP/UDP port)
	IEEE 802.3ad LACP, 15 LACP trunk groups Max; 8 port Max. per LACP trunk, IEEE 802.1AX
<b>L2 Switching Protection</b>	IEEE 802.1D STP/IEEE 802.1w RSTP/IEEE 802.1s MSTP, Loop Protection
<b>QoS Feature</b>	Hard wired IEEE 802.1p 8 priority queues per port, Traffic scheduling based on strict/WRR priority
	CoS based traffic classification on switch port, VLAN ID, DSCP, TCP/UDP port
	IEEE 802.1p priority tag remarking, DSCP remarking
	Per port/queue based ingress/egress rate limit in steps of 100kbps
	IEEE 802.3x flow control
	IEEE 802.1Qbb priority based full-duplex flow control
	Multicast/Broadcast/Unicast storm control with flooding control
<b>Security</b>	Static port security (MAC based)
	Per port limited MAC learning
	Port based/MAC base/single/multiple IEEE 802.1x access control
	512 ACL rules based on L2~L4 information
	RADIUS/TACACS+ AAA
	HTTPs & SSH v2
	IP/MAC binding
	IP source guard & ARP inspection
<b>IP Multicasting</b>	IGMP snooping v1/v2/v3, IGMP proxy
	MLD snooping v1/v2
	IGMP fast leave
	IGMP query
	IGMP filtering/throttling
	MVR (Multicast VLAN Registration)
<b>Management</b>	WebGUI/Telnet CLI interface
	SNMP v1/v2c/v3
	RMON I (1,2,3,9 groups) & RFC1213 MIB II
	DHCP client/snooping/relay option 82
	TFTP/HTTP based firmware and configuration upgrade
	Port mirroring, RSPAN
	Event syslog server
	DNS client/proxy
	NTP client
	UPnP
	IPv4/IPv6 management
	SFF-8472 DDMI
	IEEE 802.1ab LLDP
<b>Advanced PoE Management</b>	PoE PD failure auto check and reset if PD failed
	PoE port enable/disable
	Power limit by PD classification
<b>Power Input</b>	AC power input (100~240V)
<b>Power Consumption</b>	800W @ PoE full load
<b>Operating Temperature</b>	0~50°C
<b>Storage Temperature</b>	-25~70°C
<b>Humidity</b>	5%~95% (non-condensing)
<b>Dimension</b>	440 x 280 x 43.5 mm (W x D x H)
<b>Certification</b>	CE, FCC class A



Ordering Information

Model Name	Description
QSW-4624MP	24 x 1G/2.5G RJ45 + 6 x 1G/10G SFP+ L2+ Managed PoE Switch

Optional Accessory

• 10G SFP+ Transceiver Module

Model Name	Description
SFM-1000-SR85	10G SFP+ SR/SW MMF 300m, 850nm VCSEL, 10G Ethernet/FC/SDH/SONET
SFS-1010-LR31	10G SFP+ LR/LW SMF 10km, 1310nm DFB DML, 10G Ethernet/FC/SDH/SONET
SFS-1040-ER55	10G SFP+ ER/EW SMF 40km, 1550nm DFB EML, 10G Ethernet/FC/SDH/SONET
SFS-1080-ZR55	10G SFP+ ZR/EW SMF 80km, 1550nm DFB EML, 10G Ethernet/FC/SDH/SONET

## QSW-4208MP

**8 x 1G/2.5G, RJ45 + 2 x 1G/10G SFP+ with 8 x PoE+ Managed Switch**  
**240W Power Budget**

*Preliminary*



The next generation PoE switch in low-density port configuration leveraged NBase-T multi-gigabit technology, QSW-4208MP, is designed for SOHO and small business to migrate to the reliable and secure Ethernet based high speed network access by connecting the existed Cat5e/Cat6 cabling infrastructure from 1Gbps to multi-gigabit speed. It is ideal solution to save your investment without disruptive and expensive wiring reconstruction required for offering more bandwidth capacity.

The latest content richer application and technology such as WiFi 6E/7 wireless access and 4K UHD video streaming or IP surveillance make the standard gigabit reveal the problem of bandwidth insufficiency. QSW-4208MP is equipped 8 ports 1G/2.5G RJ45 and 2 slots 1G/10G SFP+ uplink. Each Ethernet copper port complies with IEEE 802.3at standard to supply 30W power injection maximum. The 10G uplink ports relieve the insufficiency of Gigabit links to offer instantly demanding bandwidth consumption for PoE powered FHD/UHD IPcam surveillance, WiFi network access in the enterprise network.

It is featured completely L2+ switch functionality which guarantees high network availability, robust network access and security as well as comprehensive QoS in the network edge. It will deliver the benefits of optimal traffic transportation performance and lower ownership cost while maintaining the network deployment simply.

## Features

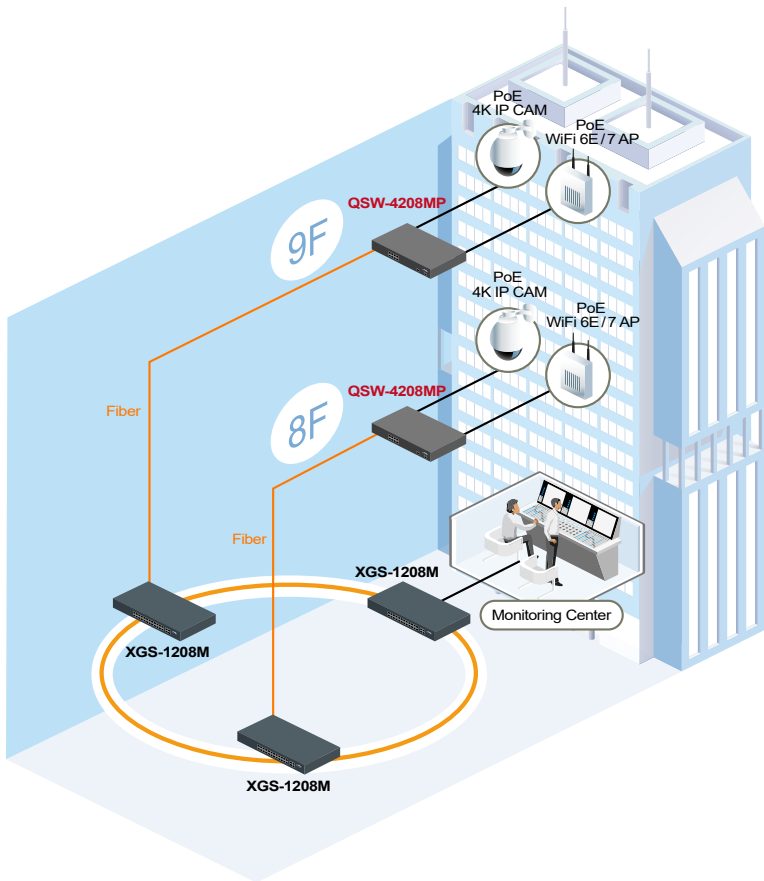
- 8 × RJ45/PoE+ ports with 240W power budget totally
- Cable diagnostics to test UTP cable or determine broken point distance
- Text based CLI configuration download and upload
- Advanced PoE management
  - PoE PD failure auto check and reset if PD failed
  - PoE port on/off scheduling
  - PoE configuration for power planning

## Specifications

<b>Interface</b>	Fiber port: 2x 1G/10G SFP+	
	Copper port: 8x 1G/2.5G RJ45	
	Management port: 1x 10/100/1000Base-T RJ45	
	Console port: 1x RS-232 in USB type C	
<b>Packet Forwarding Rate</b>	14880pps	@10Mbps
	148800pps	@100Mbps
	1488000pps	@1000Mbps
	3720000pps	@2.5Gbps
	14880000pps	@10Gbps
<b>PoE Power Budget</b>	240W	
<b>Switching Fabric Capacity</b>	80Gbps	
<b>Transmission Method</b>	Store and Forward Switching	
<b>Packet Buffer</b>	12M bits	
<b>MAC Table Size</b>	16K	
<b>Jumbo Frame Size</b>	10K Bytes	

## Access Switch

<b>VLAN Feature</b>	IEEE 802.1Q tagged VLAN (4K VLAN groups), IEEE 802.1ad QinQ VLAN
	Voice VLAN, MAC based VLAN, Protocol based VLAN, IP subnet based VLAN
	Private VLAN for port isolation, VLAN translation
<b>Link Aggregation</b>	Static trunk (SA, DA, IP, TCP/UDP port)
	IEEE 802.3ad LACP, 5 LACP trunk groups Max; 8 port Max. per LACP trunk
	IEEE 802.1AX
<b>L2 Switching Protection</b>	IEEE 802.1D STP/IEEE 802.1w RSTP/IEEE 802.1s MSTP, Loop Protection
<b>QoS Feature</b>	Hard wired IEEE 802.1p 8 priority queues per port
	Traffic scheduling based on strict/WRR priority
	CoS based traffic classification on switch port, VLAN ID, DSCP, TCP/UDP port
	IEEE 802.1p priority tag remarking, DSCP remarking
	Per port/queue based ingress/egress rate limit in steps of 100kbps
	IEEE 802.3x flow control
	IEEE 802.1Qbb priority based full-duplex flow control
<b>Security</b>	Multicast/Broadcast/Unicast storm control with flooding control
	Static port security (MAC based)
	Per port limited MAC learning
	Port based/MAC base/single/multiple IEEE 802.1x access control
	512 ACL rules based on L2~L4 information
	RADIUS/TACACS+ AAA
	HTTPs & SSH v2
<b>IP Multicasting</b>	IP/MAC binding
	IP source guard & ARP inspection
	Static port security (MAC based)
	Per port limited MAC learning
<b>Management</b>	Port based/MAC base/single/multiple IEEE 802.1x access control
	512 ACL rules based on L2~L4 information
	RADIUS/TACACS+ AAA
	HTTPs & SSH v2
	IP/MAC binding
	IP source guard & ARP inspection
	IGMP snooping v1/v2/v3, IGMP proxy
	MLD snooping v1/v2, IGMP fast leave, IGMP query, IGMP filtering/throttling
	MVR (Multicast VLAN Registration)
	WebGUI/Telnet CLI interface
	SNMP v1/v2c/v3
	RMON I (1,2,3,9 groups) & RFC1213 MIB II
	DHCP client/relay/snooping/relay option 82
	TFTP/HTTP based firmware and configuration upgrade
	Port mirroring, RSPAN
<b>Advanced PoE Management</b>	Event syslog server
	DNS client/proxy
	NTP client
	UPnP
<b>Power Input</b>	IPv4/IPv6 management
	SFF-8472 DDMI
	IEEE 802.1ab LLDP
<b>Power Consumption</b>	PoE PD failure auto check and reset if PD failed
	PoE port on/off failure
	PoE port enable/disable
	Power limit by PD classification
<b>Operating Temperature</b>	AC power input (100~240V)
<b>Storage Temperature</b>	300 Watts @ PoE full load
<b>Humidity</b>	0~50°C
<b>Dimension</b>	-25~70°C
<b>Certification</b>	5%~95% (non-condensing)
	290 x 140 x 43.8 mm (W x D x H)
	CE, FCC class A



## Ordering Information

Model Name	Description
QSW-4208MP	8 x 1G/2.5G RJ45 + 2 x 1G/10G SFP+ L2+ Managed PoE Switch

## Optional Accessory

### • 10G SFP+ Transceiver Module

Model Name	Description
SFM-1000-SR85	10G SFP+ SR/SW MMF 300m, 850nm VCSEL, 10G Ethernet/FC/SDH/SONET
SFS-1010-LR31	10G SFP+ LR/LW SMF 10km, 1310nm DFB DML, 10G Ethernet/FC/SDH/SONET
SFS-1040-ER55	10G SFP+ ER/EW SMF 40km, 1550nm DFB EML, 10G Ethernet/FC/SDH/SONET
SFS-1080-ZR55	10G SFP+ ZR/EW SMF 80km, 1550nm DFB EML, 10G Ethernet/FC/SDH/SONET



**24 × GbE/RJ45 + 4 × 1G/10G SFP+ with 24 × PoE+ (450W)  
L2+ Managed Ethernet Switch**


The high-density version of managed power over Ethernet switch in best cost performance ratio, GSW-4424MP, is designed for SMB and enterprise network application. Each Ethernet copper port complies with IEEE 802.3at standard to supply 30W power injection maximum. The 10G uplink ports relieve the insufficiency of Gigabit links to offer instantly demanding bandwidth consumption for PoE powered FHD/UHD IPcam surveillance, WiFi network access and VoIP telephony deployed in the enterprise network.

The GSW-4424MP is equipped with 24 × Gigabit RJ45 ports and 4 × 1G/10G SFP+ based fiber optics ports. It is featured completely L2+ switch functionality which guarantees high network availability, secured robust network access and comprehensive QoS in the network edge. Also, the GSW-4424MP can be managed by CTC in-house developed Smartview EMS, which offers a user-friendly and centralized device management platform. It makes the administrators be able to monitor and configure the switches remotely.

## Features

- 24 × RJ45/PoE+ ports with 450W power budget totally
- Cable diagnostics to test UTP cable or determine broken point distance
- Text based CLI configuration download and upload
- Advanced PoE management
  - PoE PD failure auto check and reset if PD failed
  - PoE port on/off scheduling
  - PoE configuration for power planning

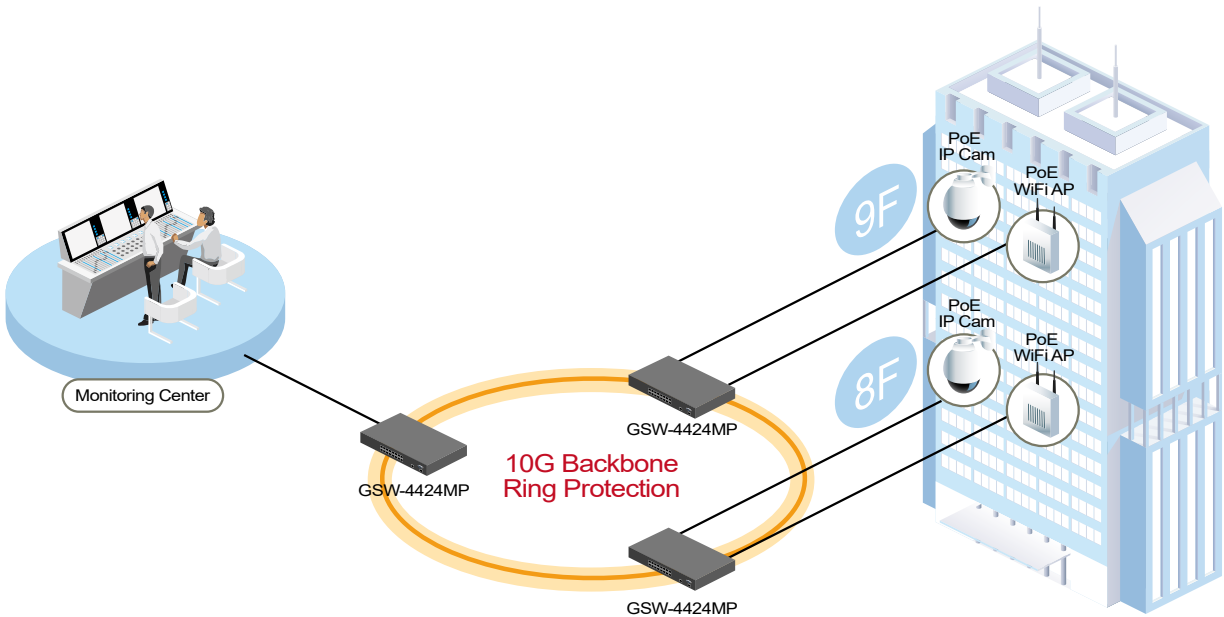
## Specifications

<b>Interface</b>	Fiber port: 4x 1G/10Gbps SFP+ uplink Copper port: 24x 10/100/1000Base-T RJ45 Management port: 1x 10/100/1000Base-T RJ45 Console port: 1x RS-232 in RJ45	
<b>PoE Power Budget</b>	450W	
<b>Switching Fabric Capacity</b>	128Gbps	
<b>Packing Forwarding Rate</b>	14880pps	@10Mbps
	148800pps	@100Mbps
	1488000pps	@1000Mbps
	14880000pps	@10Gbps
<b>Transmission Method</b>	Store and Forward Switching	
<b>Packet Buffer</b>	32M bits	
<b>MAC Table Size</b>	32K	
<b>Jumbo Frame Size</b>	10K Bytes	
<b>VLAN Feature</b>	IEEE 802.1Q tagged VLAN (4K VLAN groups), IEEE 802.1ad QinQ VLAN, Voice VLAN	
	MAC based VLAN, Protocol based VLAN, IP subnet based VLAN, Private VLAN for port isolation	
	VLAN translation, GVRP (GARP VLAN registration protocol)	
<b>Link Aggregation</b>	Static trunk (SA, DA, IP, TCP/UDP port), IEEE 802.3ad LACP	
	14 LACP trunk groups Max; 8 port Max. per LACP trunk group	
<b>L2 Switching Protection</b>	IEEE 802.1D STP/IEEE 802.1w RSTP/IEEE 802.1s MSTP, Loop Protection	
<b>QoS Feature</b>	Hard wired IEEE 802.1p 8 priority queues per port, Traffic scheduling based on strict/WRR priority	
	CoS based traffic classification on switch port, VLAN, ID, DSCP, TCP/UDP port, IEEE 802.1p priority tag remarking	
	DSCP remarking, Per port/queue based ingress/egress rate limit in steps of 100kbps, IEEE 802.3x flow control	
	Multicast/Broadcast/Unicast storm policing with flooding control	

## L2+ Managed PoE Switch

<b>Security</b>	Static port security (MAC based), Per port limited MAC learning Port based/MAC base/single/multiple IEEE 802.1x access control, 512 ACL rules based on L2~L4 information RADIUS/TACACS+ AAA, HTTPs & SSH v2, IP/MAC binding, IP source guard & ARP inspection
<b>IP Multicasting</b>	IGMP snooping v1/v2/v3, IGMP proxy, MLD snooping v1/v2, IGMP fast leave IGMP query, IGMP filtering/throttling, MVR (Multicast VLAN Registration)
<b>Management</b>	WebGUI/Telnet CLI interface, SNMP v1/v2c/v3, RMON I (1,2,3,9 groups), RFC1213 MIB II, Private MIB DHCP client/snooping/relay option 82, TFTP/HTTP based firmware and configuration upgrade, Port mirroring RSPAN, Event syslog server, DNS client/proxy, NTPv4 client, UPnP, IPv4/IPv6 management SFF-8472 DDMI, IEEE 802.1ab LLDP, Text based CLI configuration download and upload
<b>Advanced PoE Management</b>	PoE PD failure auto check and reset if PD failed, PoE port on/off failure, PoE port enable/disable Power limit by PD classification, Totally PoE power budget limitation (450W maximum), Power feeding priority
<b>Power Input</b>	AC power input (100~240V)
<b>Power Consumption</b>	490 Watts @ PoE full load
<b>Operating Temperature</b>	0~50°C
<b>Storage Temperature</b>	-25~70°C
<b>Humidity</b>	5%~95% (non-condensing)
<b>Dimension</b>	440 × 280 × 43.5 mm (W×D×H)
<b>Certification</b>	CE, FCC class A

### Application



### Ordering Information

Model Name	Description
GSW-4424MP	24 × GbE/RJ45, PoE+ + 4 × 1G/10G SFP+ L2+ Managed PoE Switch

### Optional Accessory

#### • 10G SFP+ Transceiver Module

Model Name	Description
SFM-1000-SR85	10G SFP+ SR/SW MMF 300m, 850nm VCSEL, 10G Ethernet/FC/SDH/SONET
SFS-1010-LR31	10G SFP+ LR/LW SMF 10km, 1310nm DFB DML, 10G Ethernet/FC/SDH/SONET
SFS-1040-ER55	10G SFP+ ER/EW SMF 40km, 1550nm DFB EML, 10G Ethernet/FC/SDH/SONET
SFS-1080-ZR55	10G SFP+ ZR/EW SMF 80km, 1550nm DFB EML, 10G Ethernet/FC/SDH/SONET

**24 × GbE/RJ45 + 4 × 1G SFP with 24 × PoE+ (450W)**  
**L2+ Managed Ethernet Switch**


The high-density version of managed power over Ethernet switch in best cost performance ratio, GSW-3424MP, is designed for SMB and enterprise network application. Each Ethernet copper port complies with IEEE 802.3at standard to supply 30W power injection maximum.

The GSW-3424MP is equipped with 24 × Gigabit RJ45 ports and 4 × 1G SFP based fiber optics ports. It is featured completely L2+ switch functionality which guarantees high network availability, secured robust network access and comprehensive QoS in the network edge. Also, the GSW-3424MP can be managed by CTC in-house developed Smartview EMS, which offers a user-friendly and centralized device management platform. It makes the administrators be able to monitor and configure the switches remotely.

## Features

- 24 × RJ45/PoE+ ports with 450W power budget totally
- Cable diagnostics to test UTP cable or determine broken point distance
- Text based CLI configuration download and upload
- Advanced PoE management
  - PoE PD failure auto check and reset if PD failed
  - PoE port on/off scheduling
  - PoE configuration for power planning

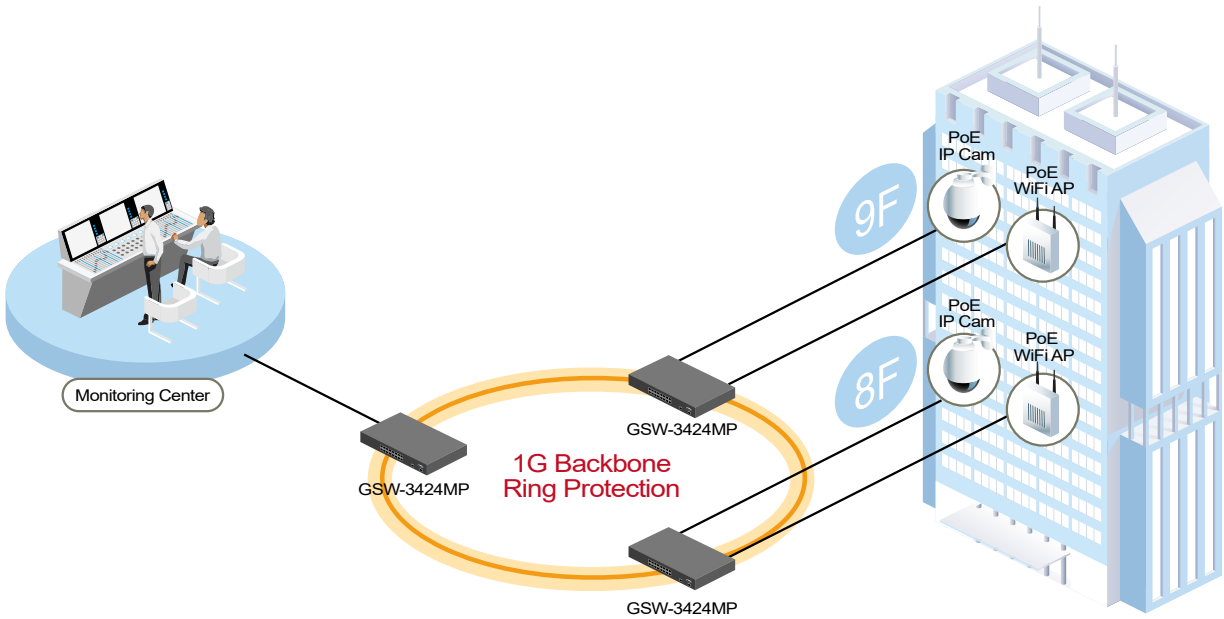
## Specifications

<b>Interface</b>	Fiber port: 4x 1Gbps SFP uplink	
	Copper port: 24x 10/100/1000Base-T RJ45	
	Management port: 1x 10/100/1000Base-T RJ45	
	Console port: 1x RS-232 in RJ45	
<b>PoE Power Budget</b>	450W	
<b>Switching Fabric Capacity</b>	56Gbps	
<b>Packet Forwarding Rate</b>	14880pps	@10Mbps
	148800pps	@100Mbps
	1488000pps	@1000Mbps
<b>Transmission Method</b>	Store and Forward Switching	
<b>Packet Buffer</b>	32M bits	
<b>MAC Table Size</b>	32K	
<b>Jumbo Frame Size</b>	10K Bytes	
<b>VLAN Feature</b>	IEEE 802.1Q tagged VLAN (4K VLAN groups), IEEE 802.1ad QinQ VLAN, Voice VLAN	
	MAC based VLAN, Protocol based VLAN, Voice VLAN, MAC based VLAN, Protocol based VLAN	
	IP subnet based VLAN, Private VLAN for port isolation, VLAN translation, GVRP (GARP VLAN registration protocol)	
<b>Link Aggregation</b>	Static trunk (SA, DA, IP, TCP/UDP port), IEEE 802.3ad LACP	
	14 LACP trunk groups Max; 8 port Max. per LACP trunk group	
<b>L2 Switching Protection</b>	IEEE 802.1D STP/IEEE 802.1w RSTP/IEEE 802.1s MSTP, Loop Protection	
<b>QoS Feature</b>	Hard wired IEEE 802.1p 8 priority queues per port, Traffic scheduling based on strict/WRR priority	
	CoS based traffic classification on switch port, VLAN, ID, DSCP, TCP/UDP port	
	IEEE 802.1p priority tag remarking, DSCP remarking	
	Per port/queue based ingress/egress rate limit in steps of 100kbps, IEEE 802.3x flow control	
	Multicast/Broadcast/Unicast storm policing with flooding control	

# L2+ Managed PoE Switch

Security	Static port security (MAC based), Per port limited MAC learning
	Port based/MAC base/single/multiple IEEE 802.1x access control
	512 ACL rules based on L2~L4 information, RADIUS/TACACS+ AAA
	HTTPs & SSH v2, IP/MAC binding, IP source guard & ARP inspection
IP Multicasting	IGMP snooping v1/v2/v3, IGMP proxy, MLD snooping v1/v2, IGMP fast leave
	IGMP query, IGMP filtering/throttling, MVR (Multicast VLAN Registration)
Management	WebGUI/Telnet CLI interface, SNMP v1/v2c/v3, RMON I (1,2,3,9 groups), RFC1213 MIB II, Private MIB
	DHCP client/snooping/relay option 82, TFTP/HTTP based firmware and configuration upgrade
	Port mirroring, RSPAN, Event syslog server, DNS client/proxy, NTPv4 client, UPnP
	IPv4/IPv6 management, SFF-8472 DDMI, IEEE 802.1ab LLDP
	Text based CLI configuration download and upload
Advanced PoE Management	PoE PD failure auto check and reset if PD failed, PoE port on/off failure, PoE port enable/disable
	Power limit by PD classification, Totally PoE power budget limitation (450W maximum)
	Power feeding priority
Power Input	AC power input (100~240V)
Power Consumption	490 Watts @ PoE full load
Operating Temperature	0~50℃
Storage Temperature	-25~70℃
Humidity	5%~95% (non-condensing)
Dimension	440 × 280 × 43.5 mm (W×D×H)
Certification	CE, FCC class A

## Application



## Ordering Information

Model Name	Description
GSW-3424MP	24 × GbE/RJ45, PoE+ + 4 × 1G SFP L2+ Managed PoE Switch

## 8 × GbE/RJ45 + 2 × 1G/SFP with 8 × PoE+ (180W) L2+ Managed Switch



CTC Union Technologies unveils the enhanced version of cost-effective high performance managed power over Ethernet switch, GSW3208MP-1, which is equipped 8 GbE/RJ45 ports and 2 GbE SFP slots. Each Ethernet copper port complies with IEEE 802.3at standard to supply 30W power injection maximum. It's designed for small and medium business network deployment for office applications such as PoE powered IP telephony, WiFi access and IP surveillance.

It is featured completely L2 switch functionality which guarantees high network availability, secured robust network access and comprehensive QoS in the network edge. Also, the GSW3208MP-1 can be managed by CTC in-house developed Smartview EMS, which offers a user-friendly and centralized device management platform. It makes the administrators be able to monitor and configure the switches remotely.

### Features

- 8 × RJ45/PoE+ ports with 180W power budget totally
- Cable diagnostics to test UTP cable or determine broken point distance
- Text based CLI configuration download and upload
- Advanced PoE management
  - PoE PD failure auto check and reset if PD failed
  - PoE port on/off scheduling
  - PoE configuration for power planning

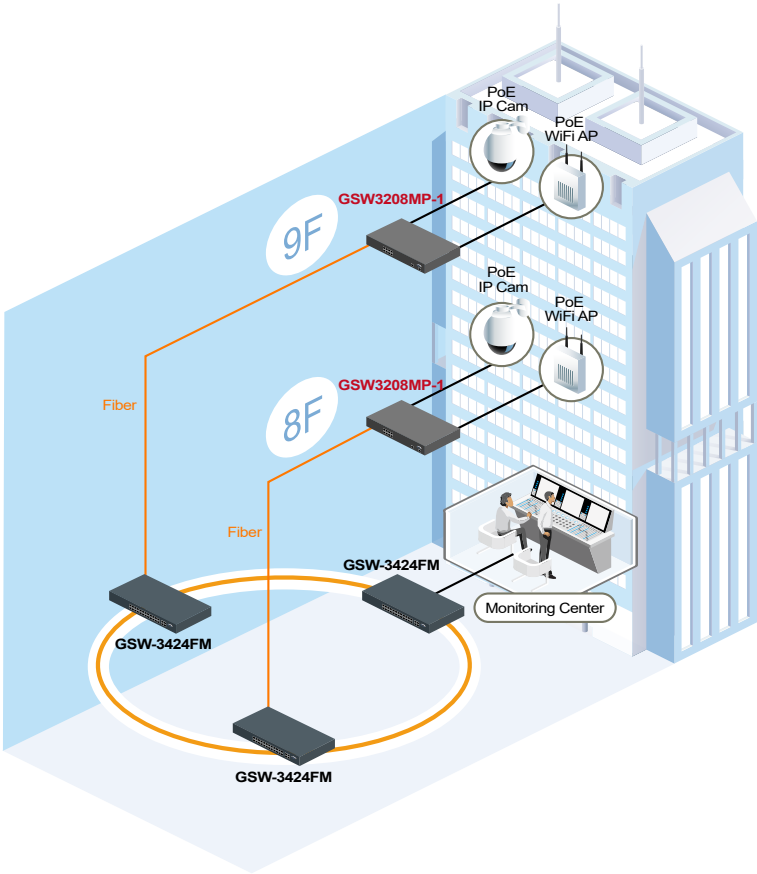
### Specifications

<b>Interface</b>	Fiber port: 2x 100/1000Base-X SFP Copper port: 8x 10/100/1000Base-T RJ45 Console port: 1x RS-232 in RJ45	
<b>PoE Power Budget</b>	180W	
<b>Switching Fabric Capacity</b>	20Gbps	
<b>Packet Forwarding Rate</b>	14880pps	@10Mbps
	148800pps	@100Mbps
	1488000pps	@1000Mbps
<b>Transmission Method</b>	Store and Forward Switching	
<b>Packet Buffer</b>	4M bits	
<b>MAC Table Size</b>	8K	
<b>Jumbo Frame Size</b>	9600 Bytes	
<b>VLAN Feature</b>	IEEE 802.1Q tagged VLAN (4K VLAN groups), IEEE 802.1ad QinQ VLAN, Voice VLAN	
	MAC based VLAN, Protocol based VLAN, IP subnet based VLAN, Private VLAN for port isolation	
	VLAN translation, GVRP (GARP VLAN registration protocol)	
<b>Link Aggregation</b>	Static trunk (SA, DA, IP, TCP/UDP port), IEEE 802.3ad LACP	
	5 LACP trunk groups Max; 8-port Max. per LACP trunk group	
<b>L2 Switching Protection</b>	IEEE 802.1D STP/IEEE 802.1w RSTP/IEEE 802.1s MSTP, Loop Protection	
<b>QoS Feature</b>	Hard wired IEEE 802.1p 8 priority queues per port, Traffic scheduling based on strict/WRR priority	
	CoS based traffic classification on switch port, VLAN ID, DSCP, TCP/UDP port	
	IEEE 802.1p priority tag remarking, DSCP remarking	
	Per port/queue based ingress/egress rate limit in steps of 100kbps	
	IEEE 802.3x flow control, Multicast/Broadcast/Unicast storm control with flooding control	

# L2+ Managed PoE Switch

Security	Static port security (MAC based), Per port limited MAC learning
	Port based/MAC base/single/multiple IEEE 802.1x access control
	256 ACL rules based on L2~L4 information, RADIUS/TACACS+ authentication, HTTPs & SSH v2
	IP/MAC binding, IP source guard & ARP inspection
IP Multicasting	IGMP snooping v1/v2/v3, IGMP proxy, MLD snooping v1/v2, IGMP fast leave
	IGMP query, IGMP filtering/throttling, MVR (Multicast VLAN Registration)
Management	WebGUI/Telnet CLI interface, SNMP v1/v2c/v3, RMON I (1,2,3,9 groups), RFC1213 MIB II, Private MIB
	DHCP client/snooping/relay option 82, TFTP/HTTP based firmware and configuration upgrade
	Port mirroring, Event syslog server, DNS client/proxy, NTP client, UPnP
	IPv4/IPv6 management, SFF-8472 DDMI, IEEE 802.1ab LLDP
Advanced PoE Management	PoE PD failure auto check and reset if PD failed, PoE port on/off failure, PoE port enable/disable
	Power limit by PD classification, Totally PoE power budget limitation (180W maximum), Power feeding priority
Power Input	AC power input (100~240V)
Power Consumption	228 Watts @ PoE full load
Operating Temperature	0~50℃
Storage Temperature	-25~70℃
Humidity	5%~95% (non-condensing)
Dimension	290 × 140 × 43.8 mm (W×D×H)
Certification	CE, FCC class A

## Application



## Ordering Information

Model Name	Description
GSW3208MP-1	8 × GbE/RJ45, PoE+ + 2 × GbE SFP L2+ Managed PoE Switch



**10/100/1000Base-T to 100/1000Base-X SFP with PoE+ (30W) Media Converter**

PMC-1000S is an managed Gigabit Ethernet media converter that supports conversion between electrical 10/100/1000Base-T and optical 1000Base-X Ethernet and as PSE (Power Source Equipment) provide PoE+ power over Ethernet. PMC-1000S provides an SFP cage for 100/1000Base-X compatible SFP modules. By offering in-band management, this converter can be remotely controlled and monitored in a centrally located managed rack via FMC-1800 media converter rack.

**Features**

- Conversion between 10/100/1000Base-T and 100/1000Base-X
- Supports dual rate (100/1000) SFP for selectable Fast or Gigabit speed on fiber
- PoE output voltage up to 55VDC
- Supports IEEE 802.3at/af PoE, output 30Watts Power Budget
- Supports LFPT (Link Fault Pass Through)
- Supports DIP SW for setting LFPT, Switch or Converter mode, SFP speed
- Wall Mount and compact size for easy installation
- Supports Jumbo frame 16K bytes packet
- Supports remote in-band management by FMC-1800 SNMP manager


**Specifications**

<b>Standard</b>	IEEE 802.3 10Base-T, IEEE 802.3u 100Base-T(X), IEEE 802.3u 100Base-FX IEEE 802.3ab 1000Base-T(X), IEEE 802.3z 1000Base-SX/LX IEEE 802.3x Flow Control and Back pressure, IEEE 802.3at Power over Ethernet + PoE+ IEEE 802.3af Power over Ethernet, PoE	
<b>RJ45 Ports</b>	10/100/1000Base-T	
<b>Fiber Ports</b>	100/1000Base-X SFP	
<b>Data Process Architecture</b>	Store and Forward mode or Pass through mode, set by DIP SW	
<b>Jumbo Frame</b>	16K bytes	
<b>Fiber Parameters</b>	Fiber Cable (Multi-mode): 50/125um, 62.5/125um Fiber Cable (Single-mode): 9/125um Wavelength: 1310nm (Multi-mode/Single-mode) Available distance: 500M (Multi-mode SX) 20/40KM (Single-mode) SFP, Distance depend on plug-in Fiber Transceiver	
<b>Link Fault Pass Through (LFPT)</b>	TX-Fiber: If TX port link down, the media converter will force Fiber port to link down Fiber-TX: If Fiber port link down, the media converter will force TX port to link down	
<b>DIP Switch</b>	DIP 1	OFF: Store and Forward ON: Pass Through
	DIP 2	OFF: LFPT Disable ON: LFPT Enable
	DIP 3	OFF: 1000 Base X ON: 100 Base X
	DIP 4	OFF: PoE Enable ON: PoE Disable

# PoE Media Converter

<b>Connector and Pin Assignment</b>	SFP Slot
	RJ-45 Socket: CAT-3/5 (10/100Mbps) Twisted Pair cable
	Auto MDI/MDI-X and Auto-Negotiation Function Support
	RJ-45 port support IEEE 802.3at/af End-Span, Alternative A mode
	Positive (V+): RJ-45 pin 1, 2
	Negative (V-): RJ-45 pin 3, 6
<b>LED</b>	Data : 1, 2, 3, 6, 4, 5, 7, 8
	Per Unit: Power (Green), Fiber LNK/ACT (Green)
	RJ-45 port: 100LNK/ACT(Green), 1000LNK/ACT(Green)
	PoE Status (Green): On: PoE normal working Off: PoE No Power output
<b>Power Input</b>	48V~57VDC Input (Ship with 56VDC Power Adapter)
<b>Power Adapter</b>	Input 100/110/120/220/240 VAC (Wide Range), Output 36W, 56VDC
<b>PoE Output Voltage</b>	55VDC
<b>PoE Power Budget</b>	30W (Maximum)
<b>Power Consumption</b>	Maximum 35.4W (include PoE power budget 30W)
<b>Operating Humidity</b>	10 ~ 90% non-condensing
<b>Operating Temperature</b>	0°C ~ 50°C
<b>Storage Temperature</b>	-40°C ~ 85°C
<b>Housing</b>	Plastic
<b>Dimension</b>	108 × 23 × 74mm (D×W×H)
<b>Weight</b>	80g
<b>Installation</b>	Desk top or Wall Mounting (Optional)
<b>EMC</b>	FCC Class A, CE
<b>MTBF</b>	749556

## Application



## Ordering Information

Model Name	Description
PMC-1000S	10/100/1000Base-T to 100/1000Base-X SFP With PoE+ (PSE) Fiber Converter (30W)

## Optional Accessory

Model Name	Description
WMK01	Single unit wall mounting kit

### ■ Wall-Mounting Kit



## 10/100Base-TX to 100Base-FX PoE PD Media Converter



The PMC-100PD is Power over Ethernet 10/100Base-TX to 100Base-FX non-managed PD(Power Device) Fiber converter, which give you the options to choose from the most popular fiber cabling connectors, ST, SC, FC. Both multi-mode and single mode converter models are available as well as BiDi which allows bi-directional transmissions using only a single fiber cable. With Power over Ethernet (PoE) feature, PMC-100PD takes power supply over Ethernet cable from PoE Ethernet Switch and may work without external power adapter. When auto-negotiation is selected, these units will automatically tailor themselves to convert both half-duplex and full-duplex signals, according to IEEE802.3u standards. LED indicators signal the power status of the converter, UTP port speed, Link, and duplex status, FX port Link and duplex status.


### Features

- 10/100Base-TX to 100Base-FX Converter
- Auto-Negotiation or forced mode
- Auto MDI/MDIX
- Forward 1600 bytes (Max.) packets
- Supports Q in Q double tagged frame transparent
- Supports IEEE 802.1Q Tag VLAN pass thru
- Supports flow control (Pause)
- Supports Link Fault Pass-Through (LFPT)
- Forward 9K jumbo packets in converter mode
- Supports IEEE802.3af/at Power over Ethernet

### Specifications

<b>Optical Interface</b>	Connector	1 × 9 (SC, ST, FC)
	Data rate	125Mbps
	Duplex mode	Full duplex
	Fiber	MM 50/125μm, 62.5/125μm SM 9/125μm
	Distance	MM 2km, SM 15/30/50/80/120km WDM 20/40/60/80km
	Wavelength	WDM 1310Tx/1550Rx (type A)1550Tx/1310Rx (type B)
<b>Electrical Interface</b>	Connector	RJ-45
	Data rate	10Mbps, 100Mbps
	Duplex mode	Half / Full duplex
	Cable	10Base-T Cat.3, 4, 5, UTP 100Base-TX Cat.5, 5e or higher 1000Base-T Cat 5, 5e or higher
	PD Input Power	48VDC
<b>Standards</b>	IEEE 802.3, IEEE 802.3u, IEEE 802.3af/at	
<b>Indications</b>	LED (Power, FX Link, TX SPD, TX Link, TX Duplex, FEF)	
<b>Power Input</b>	PoE or DC12V : DC 12V In	
<b>Power Consumption</b>	< 4W	
<b>Dimensions</b>	108 × 74 × 23mm (D×W×H)	
<b>Weight</b>	120g	
<b>Temperature</b>	0 ~ 50°C (Operating), -10 ~ 70°C (Storage)	
<b>Humidity</b>	10 ~ 90% non-condensing	
<b>Certification</b>	CE, FCC	

Application



Ordering Information

Model Name	Description
PMC-100PD	10/100Base-TX to 100Base-FX PoE PD Media Converter

Connector Type	Connectivity Distance
SC, ST, FC	002: 2km   015: 15km   030: 30km   050: 50km 20A: WDM 20km A type   20B: WDM 20km B type   40A: WDM 40km A type   40B: WDM 40km B type

Multigigabit Ethernet IEEE802.3bt PoE++ Injector (90W)



CTC Union Technologies unveils the next generation PoE++ injector, which is compliant to the latest IEEE 802.3bt PoE standards, model name as INJ-G90. The Ethernet connection from any one port of Ethernet switch/hub via Cat 5e/6 cable can be enabled IEEE 802.3bt/PSE feature by connecting with this PoE injector then feed power to the PoE/PD device remotely. The PoE injector can be bundled with the EXT-G104P PoE extender developed by CTCU to offer the distance extension more than 100 meters for PoE feeding application. This bundled solution can not only offer the one-to-many PoE/PD network device flexibly but also solve the location limitation lack of power outlet perfectly. The compact size and wall mounting design of this PoE injector can simplify the installation in which the space is limited as well.


Features

- Compliant to IEEE 802.3bt standards
- PoE short circuit protection to guard the remote PoE/PD device
- Compact size and wall mountable

Specifications

IEEE Standard	IEEE802.3 10Base-T Ethernet, IEEE802.3u 100Base-TX Fast Ethernet, IEEE802.3ab 1000Base-T Gigabit Ethernet IEEE802.3bz 2.5G/5GBase-T Ethernet, IEEE802.3an 10GBase-T Ethernet IEEE802.3af PoE standard, IEEE802.3at PoE+ standard, IEEE802.3bt PoE++ standard
PoE/PSE Output	RJ45 pin assignment: Both 1/2 (+), 3/6 (-) and 4/5 (+), 7/8 (-)
LED Indicator	"PWR" LED: System power, "PoE" LED: 10M/100M/1G/2.5G/5G/10G RJ45 PoE output
PoE Power Budget	90W (max.)
PoE Output Voltage	53VDC (Minimum)
Built-in Power Supply	Input: 110~240VAC, Output power: 90W, 53VDC
Temperature	0 ~ 50°C (operating), -10 ~ 70°C (Storage)
Humidity	10% ~ 90% (non-condensing)
Regulatory Certification	CE, FCC

Application



Ordering Information

Model Name	Description
INJ-G90	1 port Multigigabit Ethernet, IEEE 802.3bt PoE++ Injector (90W)

## Gigabit Ethernet IEEE 802.3af/at PoE Injector (15/30/36W)



This device consists of 1 PoE Injector port. It can solve the limitation of the power outlet location and offer the system designer a flexible solution to locate the PD network device everywhere. The compact size and wall mounting was specifically designed for easy installation. It can be installed where space is limited; moreover, it provides smooth network migration and easy upgrade to network capacity.

## Features

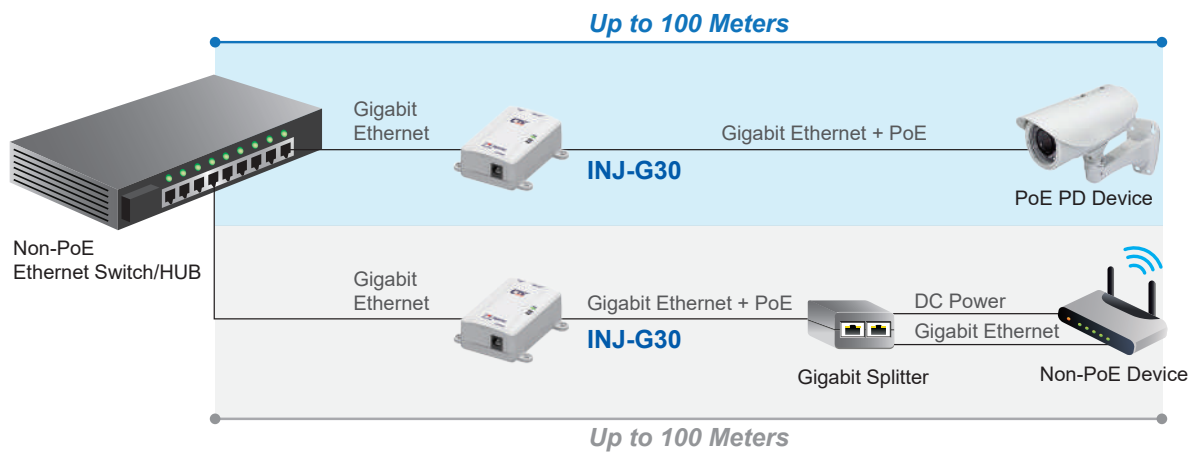
- 1 Port PoE Injector, 55VDC /30W output
- Compliant with IEEE 802.3af/at
- Providing 1 10/100/1000Mbps pass through data rate
- Wall Mountable
- Compliant with IEEE 802.3 10Base-T, IEEE 802.3u 100Base-TX and IEEE 802.3ab 1000Base-T
- Safety & EMI Certificates: CE & FCC Class B Smart plug & play
- Compact Size

## Specifications

<b>Ethernet Standard</b>	IEEE 802.3 10Base-T 10Mbit/s Ethernet IEEE 802.3u 100Base-TX, 100Base-FX, Fast Ethernet IEEE 802.3ab 1000Base-T Gbit/s Ethernet over twisted pair
<b>Network Cable</b>	IEEE 802.3af Power over Ethernet (PoE), IEEE 802.3at Power over Ethernet (PoE+)
<b>Indications</b>	1x RJ-45 for 10/100/1000Base-T data 1x RJ-45 for 10/100/1000Base-T data and PoE Power output
<b>Power Input</b>	10Base-T Cat. 3, 4, 5e UTP/STP, 100/1000Base-T Cat. 5 UTP/STP
<b>Filtering/Forwarding Rate</b>	10/100/1000Mbps pass through data rate
<b>PoE Power Output Pin</b>	RJ45 Pin 1, 2(V+), Pin 3, 6(V-)
<b>LED</b>	System Power
<b>External Power Adapter</b>	Input 100/110/120/220/240 VAC (Wide Range), Output 36W, 56VDC
<b>PoE Output Voltage</b>	55VDC
<b>PoE Power Budget</b>	30W (Maximum)
<b>Operating Temperature</b>	0 ~ 45°C
<b>Storage Temperature</b>	-20 ~ 85°C
<b>Humidity</b>	10 ~90% RH (Non-condensing)
<b>Dimension</b>	68 × 80 × 24mm (W×D×H)
<b>Weight</b>	138g
<b>Installation Mounting</b>	Wall mount
<b>Certificates</b>	CE & FCC Class B



## Application



### ■ Related Products



- ◀ **INJ-IG60-24**  
Industrial 1 Port GbE PoE+ Injector, IEEE802.3at/af, 15.4/30/36/60/72W (12/24/48VDC)
- **INJ-IG01-PH**  
Industrial 1 Port GbE PoE+ Injector, IEEE802.3at/af, 15.4/30/36/60W (48VDC)
- ▶ **INJ-IG02-PH**  
Industrial 1 Port Passive PoE Injector, IEEE802.3at, 15.4/30/60W (24/48VDC)

## Ordering Information

Model Name	Description
INJ-G30	1 Port Gigabit Ethernet, IEEE 802.3at/af high power PoE+ Injector

**GbE, IEEE802.3af/at PoE Splitter, output voltage 12/19/24VDC selectable**



INJ-SPL01 is an Industrial Grade, Gigabit Ethernet, PoE Splitter, designed to deliver data, via RJ-45 Ethernet connector, and electrical power, via screw terminal block, to non-PoE devices. This device saves the high cost of running separate electrical service to edge devices. The INJ-SPL01 acts as PD equipment and can be powered by standard PoE IEEE802.3af/at PSE (Power Source Equipment) switches or work when paired with either INJ-IG01-PH or INJ-IG60-24 PoE Injectors. The data transmission, up to Gigabit speeds, with selectable power output voltages of 12V, 19V or 24V DC, run simultaneously up to the Ethernet limit of 100 meters. Simple settings of the INJ-SPL01, make it a plug and play device, requiring no tools or software configuration, and provides ease of use, with flexible installation and high reliability.

## Features

- Splits power and data from PoE Input
- Supports PoE IEEE802.3af/at A mode (1,2,3,6) or B mode (4,5,7,8)
- Selectable output voltage, 12/19/24VDC select by slide SW
- Supports output power upto 12VDC/1.4A, 19VDC/1.05A, or 24VDC/0.85A
- Compliant with 10/100/1000Base-T(X)
- CE, FCC, Railway traffic EN50121-4 certified
- Heavy industrial grade EMS, EMI, EN61000-6-2, EN61000-6-4 certified
- Wide operating temperature -40 ~ 75°C (INJ-SPL01-E)
- IP30 rugged metal housing and fanless

## Specifications

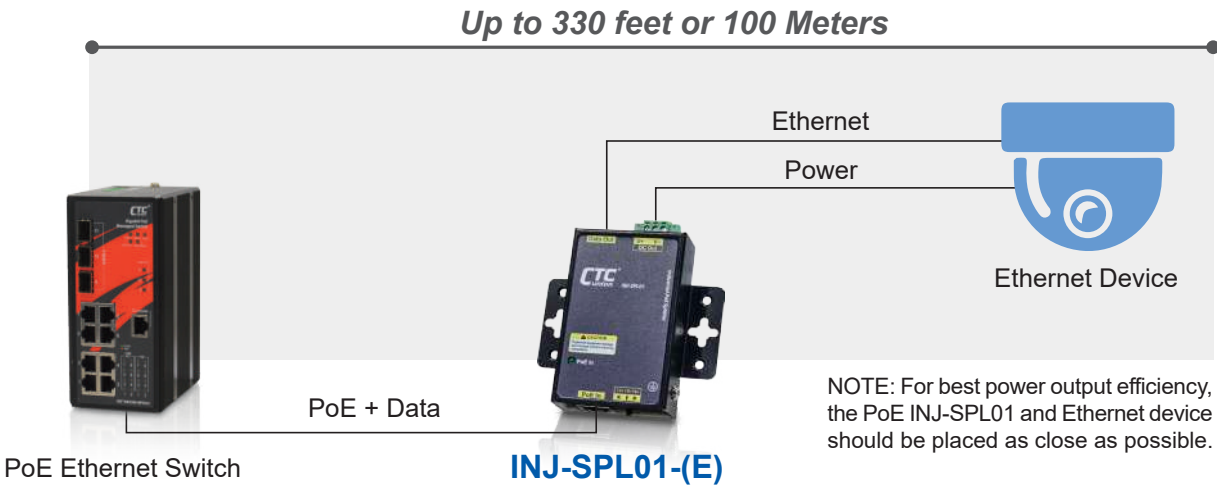
<b>IEEE Standard</b>	IEEE 802.3 10Base-T Ethernet, IEEE 802.3u 100Base-TX Fast Ethernet IEEE 802.3ab 1000Base-T Gigabit Ethernet, IEEE802.3af PoE (Power over Ethernet) IEEE802.3at PoE+ (Power over Ethernet enhancements)	
<b>PoE In</b>	PoE Standard	PoE Standard IEEE 802.3af, IEEE802.3at
	RJ45 Pin Assignments	Supports both PoE A mode or B mode (don't need select) A mode: Positive (V+): RJ-45 pin 1, 2, Negative (V-): RJ-45 pin 3, 6 B mode: Positive (V+): RJ-45 pin 4, 5, Negative (V-): RJ-45 pin 7, 8 Support 10/100/1000Base-T(X) Data (1, 2, 3, 6, 4, 5, 7, 8)
<b>Output Voltage &amp; Power</b>	12, 19, 24VDC select by slide switch 12VDC: 1.4A, 19VDC: 1.05A, 24VDC: 0.85A with Removable terminal block	
<b>Data Out</b>	RJ45 10/100/1000Base-T(X)	
<b>Network Cable</b>	UTP/STP above Cat. 5e cable, EIA/TIA-568 100-ohm (100m)	
<b>LED</b>	PoE in (Green)	
<b>Power Supply</b>	Powered from PoE in IEEE802.3af/at, 44~57VDC, 30W Max	
<b>Output Power</b>	12VDC, 1.4A (max), 19VDC, 1.05A (max), 24VDC, 0.85A (max)	
<b>Operating Temperature</b>	-10 ~ 60°C (INJ-SPL01), -40 ~ 75°C (INJ-SPL01-E)	
<b>Operating Humidity</b>	5% to 95% (Non-condensing)	
<b>Storage Temperature</b>	-40 ~ 85°C	
<b>Housing</b>	Rugged Metal, IP30 Protection and fanless	
<b>Dimensions</b>	22 × 84.2 × 80.7 mm (D×W×H)	
<b>Weight</b>	85g	
<b>Installation Mounting</b>	Wall Mounting	
<b>MTBF</b>	3,371,427 Hours, (MIL-HDBK-217)	
<b>Warranty</b>	5 years	

# Gigabit PoE Injector

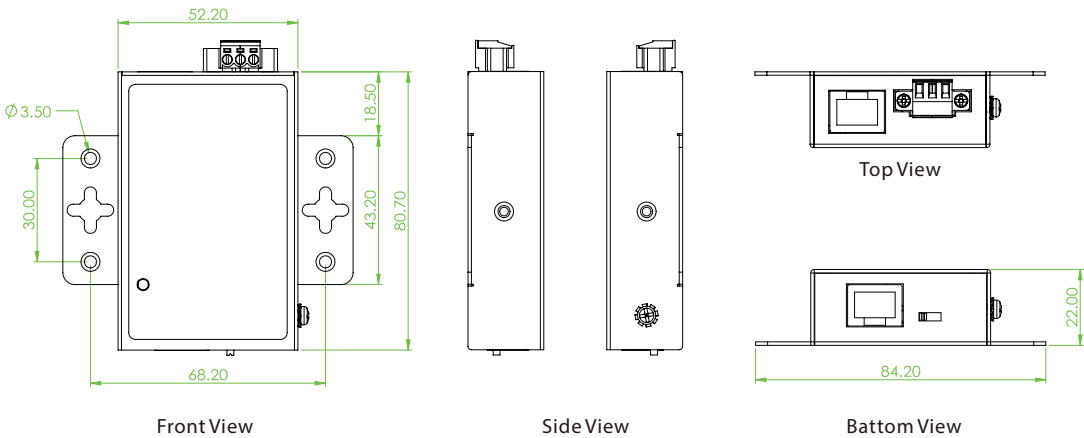
Certification	
EMC	CE (EN55032, EN55035)
EMI	FCC Part 15 Subpart B Class A, CE
Railway Traffic	EN50121-4
Immunity for Heavy Industrial Environment	EN 61000-6-2
Emission for Heavy Industrial Environment	EN 61000-6-4
EMS (Electromagnetic Susceptibility) Protection Level	EN61000-4-2 (ESD) Level 3, Criteria B, EN61000-4-3 (RS) Level 3, Criteria A EN61000-4-4 (EFT) Level 3, Criteria A, EN 61000-4-5 (Surge) Level 3, Criteria B EN 61000-4-6 (CS) Level 3, Criteria A, EN61000-4-8 (PFMF) Field strength 300A/m Criteria A
Shock	IEC 60068-2-27
Freefall	IEC 60068-2-31
Vibration	IEC 60068-2-6

## Application

Figure 1: INJ-SPL01 application topology



## Dimensions



Ordering Information

Model Name	Ethernet with PoE In		Power & Data Out		Certification			Operating Temperature
	10/100/1000 Base-T(X)	IEEE802.3af/at	10/100/1000 Base-T(X)	Output Voltage Selectable 12/19/24VDC	EN61000-6-2 EN61000-6-4	EN50121-4	CE/FCC	
INJ-SPL01	1	1	1	✓	✓	✓	✓	-10~60℃
INJ-SPL01-E	1	1	1	✓	✓	✓	✓	-40~75℃

Package List

- INJ-SPL01 device
- Terminal block

## 1 port PoE++/PD to 4 ports PoE+/PSE GbE PoE Extender



CTC Union Technologies unveils the 5 ports PoE extender, which is not powered via AC/DC power adaptor, model names as EXT-G104P. It is featured 1 port Gigabit based RJ45 in PoE++/PD compliant and 4 ports Gigabit based RJ45 in POE+/PSE compliant. The PoE++/PD RJ45 port is powered by an externally PoE extender or injector complies to IEEE 802.3bt standard. It behaves as an extender to support more than 100 meters distance for power over Ethernet feeding. The PoE++/PD RJ45 port can be powered up to 90W maximized externally then feed power to other 4 ports PoE+/PSE RJ45 for connecting PoE/PD devices such as IPCam, WiFi AP/gateway or VoIP phone set...etc. It is indeed cost effective solution to extend the distance for PoE application field in plug & play manner.


## Features

- Plug and Play installation
- No additionally AC/DC power supply required
- Extending the PoE signal for additional 100 meters

## Specifications

<b>IEEE Standard</b>	IEEE802.3 10Base-T Ethernet, IEEE802.3u 100Base-TX Fast Ethernet, IEEE802.3ab 1000Base-T Gigabit Ethernet IEEE802.3af PoE standard (15.4W), IEEE802.3at PoE+ standard (30W), IEEE802.3bt PoE++ standard (90W)
<b>PoE/PD Input</b>	RJ45 pin assignment: Both 1/2 (+), 3/6 (-) and 4/5 (+), 7/8 (-), Auto MDI/MDIX, Auto negotiation function
<b>PoE/PSE Output</b>	RJ45 pin assignment: 1/2 (+), 3/6 (-), Auto MDI/MDIX, Auto negotiation function
<b>LED Indicator</b>	LED embedded on the RJ45 connectors, "Power" LED: PoE/PD powered success, "PoE" LED: PoE/PSE enabled "Link/ACT" LED: Network indicator
<b>Dimension</b>	138mm(W) × 76.58mm(D) × 28mm(H)
<b>Installation</b>	Wall mounting
<b>Temperature</b>	0 ~ 50°C (operating), -10 ~ 70°C (Storage)
<b>Humidity</b>	10% ~ 90% (non-condensing)
<b>Regulatory Certification</b>	CE, FCC

## Application



## Ordering Information

Model Name	Description
EXT-G104P	1 port PoE++/PD to 4 ports PoE+/PSE GbE PoE Extender

## - FRM220A



The FRM220A series is an Ethernet based aggregation platform, which incorporates a 24 + 4 port L2 Gigabit Ethernet switch (FRM220A-GSW/SNMP-1G or a new 20 + 4 port L2 Gigabit Ethernet switch with 4 × 10Gigabit uplink (FRM220A-GSW/SNMP-10G). The FRM220A has a built-in Gigabit Ethernet backplane to interconnect the Ethernet access with the FRM220-GSW/SNMP card. The L2 switch card supports many advanced Layer 2 switch technologies including port and tag based VLAN, QoS, LACP, RSTP to name just a few. The FRM220A chassis solution significantly lowers the OPEX for operator and service provider when deploying fiber access networks.

## Specifications

<b>Physical Specifications</b>	Dimensions	303 × 438 × 88 mm (D×W×H)
	Weight (w/o Power)	5.2kg
<b>Power</b>	AC	18~240VAC
	DC24	18~36VDC
	DC48	36~60VDC
<b>Temperature</b>	Operating	0~60°C
	Storage	-10~70°C
<b>Humidity</b>	5%~90% non-condensing	
<b>MTBF</b>	65,000 hrs	
<b>Certification</b>	FCC Class A, VCCI Class A, CE, RoHS compliant	

## Chassis Overview

(Front Side)



2U 19" 20-slot Rackmount Chassis

(Rear Side)



Cooling Fan      Redundant Power      Cooling Fan  
10G/1G Ethernet Aggregation Switch Card

## 1G/10G Uplink Ethernet Aggregation Switch Card

The FRM220A chassis incorporates an Ethernet trunk card (FRM220A-GSW/SNMP-10G), for grooming traffic from all twenty (20) card slots and for Device Management. This card has four (4) uplink ports of either 1G/10G SFP+, depending on model, and is built with GbE interfaces to connect the backplane with each slot of FRM220A chassis. The FRM220A-GSW/SNMP-10G Ethernet switch trunk card transmits Ethernet between the subscriber equipment (bridge/modem or network interface card) and provides a user-networking interface with Ethernet packets.

# 10G Ethernet Aggregation Switch Platform-FRM220A

4

## FRM220A-GSW/SNMP-10G

**10G** uplink Ethernet Aggregation Switch Card with In-Band Management



- Provides chassis aggregation via 4×1G/10Gigabit Base-X SFP/ SFP+ plus 4 × 10/100/1000Base-T uplink ports
- Supports IEEE 802.1p HW based 8 priority queues and L2~L4 QoS functions
- Supports IPv6 management
- Provides Web (https), Telnet, SSHv2, SNMP(V1, V2c, V3) management interfaces

## FRM220A-GSW/SNMP-1G

Gigabit uplink Ethernet Aggregation Switch Card with In-Band Management



- Supports secure authentication by IEEE802.1x, RADIUS or TACACS+
- Supports IEEE802.1D/802.1w/802.1s for ring protection on all interfaces
- Supports IEEE 802.1Q tagged VLAN and IEEE 802.1ad Q-in-Q application

## FRM220A Cards

The products listed below are designed for FRM220A-CH20 Ethernet Aggregation Switch Applications

### Ethernet Switch

#### FRM220A-2000EAS/4F



- 4-port 100/1000Base-X SFP
- Standalone IP Based, Web GUI, Telnet and SNMP management
- Supports dying gasp
- Supports Cisco® like CLI
- Online local / remote F/W upgrade
- Supports local / remote IEEE 802.3ah OAM / IP management

### Ethernet Switch

#### FRM220A-2000EAS/1 & FRM220A-2000EAS/2



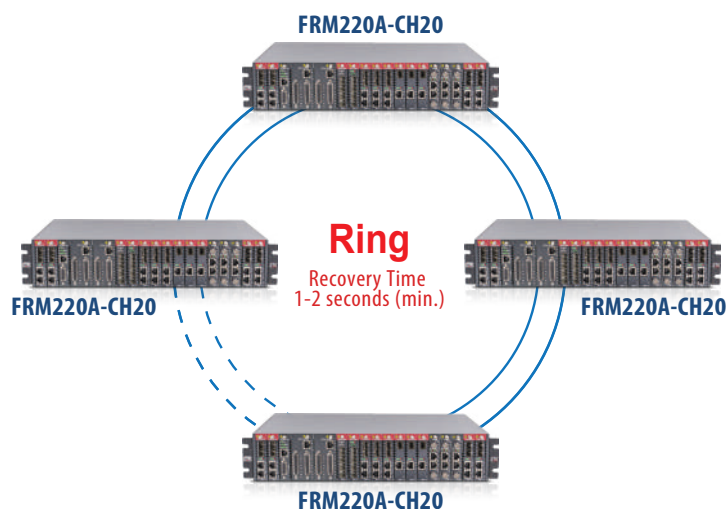
- 10/100/1000Base-T and 100/1000Base-X SFP (2000EAS/1)
- 2 × 10/100/1000Base-T and 2 × 100/1000Base-X SFP (2000EAS/2)
- Standalone IP Based, Web GUI, Telnet and SNMP management
- Supports dying gasp
- Online local / remote F/W upgrade
- Supports local / remote IEEE 802.3ah OAM / IP management

## Benefit of FRM220A Chassis Platform

### Enabling IP Transportation Protection Mechanism

- STP / RSTP Featured Ring Protection

- Standard based but advanced fault protection systems
- Rapidly recovery path from failed connection (1-2 seconds min. recovery time)





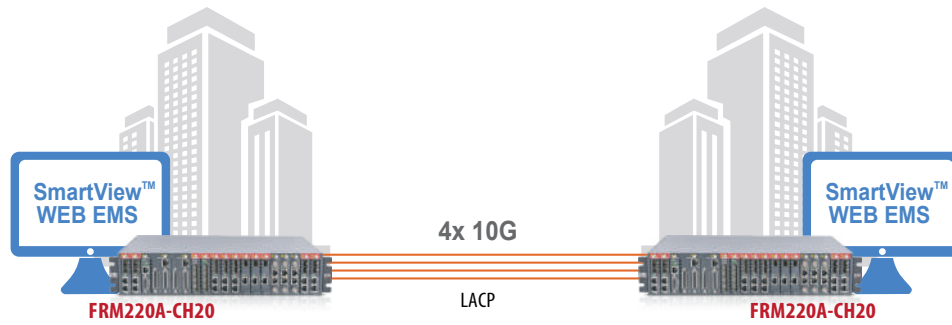
# 10G Ethernet Aggregation Switch Platform-FRM220A

4

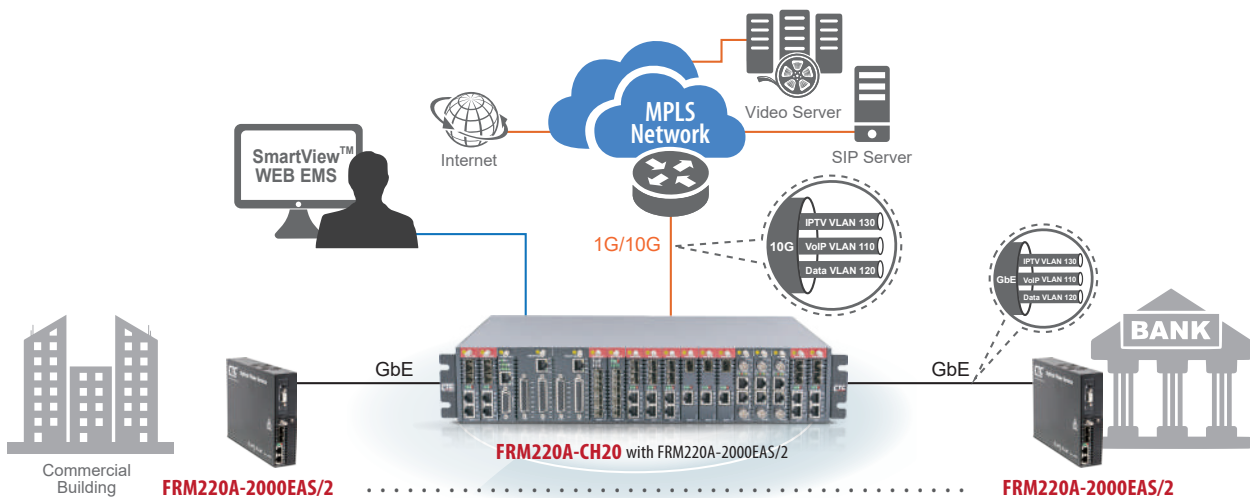
## LACP Enabled Traffic Aggregation

- Fiber Redundant / Trunking Application

- Dynamic port aggregation or trucking to increase bandwidth between LACP peer devices
- Redundant paths to reduce network fault risk

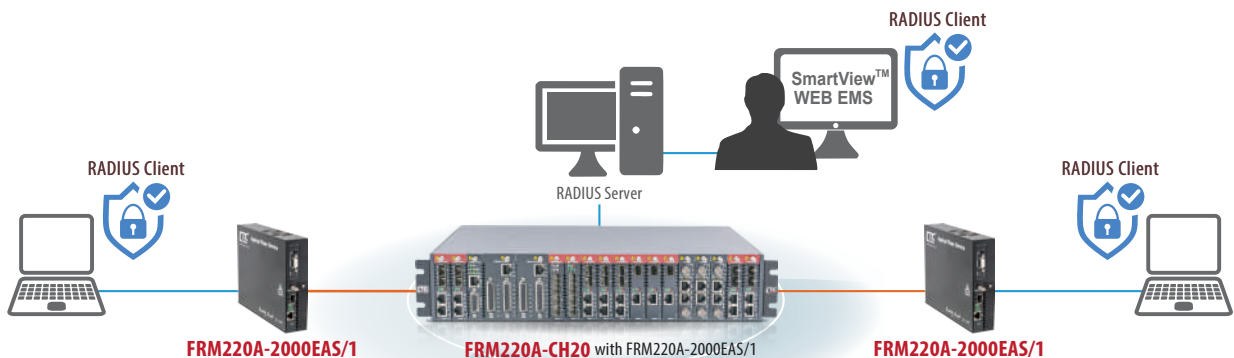


## Enabling VLAN & QoS Prioritized Multiple Play Services



## Secured Access Control Enhancement

- Centralized Management of Accessing the Network for user or device



## FRM220A-GSW/SNMP-10G FRM220A-GSW/SNMP-1G

### ◀ 10G uplink Ethernet Aggregation Switch Card

### ▶ 1G uplink Ethernet Aggregation Switch Card



FRM220A-GSW/SNMP-10G and FRM220A-GSW/SNMP(n) are next generation switch/management trunk cards for the FRM220A chassis. Twenty (20) GbE switch ports supply each slot of the 2U 20-slot chassis with an electrical gigabit Ethernet uplink with a remaining four (4) electrical gigabit ports accessible via the rear of the chassis. The additional four uplink SFP ports provide 1G/10G Ethernet connections, also on the rear of the chassis. All rear facing eight (8) ports (4 × GE+ 4 × 1G/10G or 4 × GE + 4 × 1G) are usable without restrictions for uplink aggregation to the Ethernet Metropolitan Area Network (E-MAN). The FRM220A-GSW/SNMP trunk card transmits Ethernet between the subscriber equipment (bridge/modem or network interface card) and the E-MAN. The trunk card also provides a management interface with Ethernet packets via Telnet, SSHv2, http/https and SNMP (v1,v2c,v3).

## Features

- Provides chassis aggregation via 4 × 1G/10Gigabit Base-R SFP/SFP+ uplink slots (FRM220A-GSW/SNMP-10G)
- Provides chassis aggregation via 4 × 1G Gigabit Base-X SFP uplink slots (FRM220A-GSW/SNMP-1G)
- Supports IEEE 802.1p HW based 8 priority queues and L2~L4 QoS functions
- Supports IPv6 management
- Fiber optical ports supports Ring topology
- Built-in gigabit Ethernet interface to link with each slot of FRM220A chassis
- Provides Web (https), Telnet, SSHv2, SNMP(V1, V2c, V3) management interface
- Supports IEEE 802.1D/802.1w/802.1s for ring protection on the trunk interfaces
- Supports IEEE 802.1Q tagged VLAN and IEEE 802.1ad Q-in-Q application

## Specifications

<b>Trunk Interface</b>	4 × 1G Base-X SFP + 4 × 10/100/1000Base-T RJ45 switch trunk card Supports full-duplex mode for 1G/10G Mbps (FRM220A-GSW/SNMP-10G) Supports full-duplex mode for 1G Mbps (FRM220A-GSW/SNMP-1G)	
<b>Capacity</b>	Supports up to 20 service cards	
<b>Temperature</b>	0~60°C (Operating), -10~70°C (Storage)	
<b>Humidity</b>	5~90% non-condensing	
<b>Certification</b>	CE, FCC, RoHS compliant	
<b>Management Specifications</b>	In-band management	Provides all system OAM functions: software updates, and management system interaction through Ethernet trunk port
	Out-band management	Supports Web, Telnet and SNMP, SSHv2, EMS management
<b>Indications</b>	PWR, FAN, Alarm, STK	
<b>Dimensions</b>	142 × 200 × 26 mm (D×W×H)	
<b>Weight</b>	0.5kg	
<b>MTBF</b>	65,000 hrs	

# Ethernet Aggregation Switch Card with In-Band Management

## Ordering Information

Model Name	Type	Description
FRM220A-CH20	Chassis	2U 20-Slot rack mount chassis with 20 line console blank plate
FRM220A-GSW/SNMP-10G	Card	10G Ethernet Aggregate switch card supports web, telnet, SNMP management interface
FRM220A-GSW/SNMP-1G	Card	1G Ethernet Aggregate switch card supports web, telnet, SNMP management interface
FRM220A-AC	Power	Chassis power module 100 ~ 240 VAC, IEC connector
FRM220A-DC24	Power	Chassis power module 18 ~ 36 VDC, 3 pin terminal block
FRM220A-DC48	Power	Chassis power module 36 ~ 60 VDC, 3 pin terminal block

# 5 Multi-Service Platform

## - FRM220



The FRM220 series is a multi-service platform chassis, which provides a reliable solution of high density media converter modules for applications such as telecom operator, enterprise, long haul transmission and factory automation. All of critical components of FRM220-CH20 and FRM220-CH08 chassis such as power modules, fans, management module and interface cards are hot swappable, allowing online field replacement. FRM220 series is offered in three chassis densities, a 2U 20-slot (FRM220-CH20), a 1U 8-slot (FRM220-CH08), and a 1U 4-slot (FRM220-CH04A). FRM220-CH04A utilizes fixed type AC, DC power built-in. The available power options are built-in AC, DC power or built-in AC+DC, AC+AC, DC+DC redundant power.

All FRM220/FRM220A series cards are hot-swappable and can be installed in a 20 slots (2U), or 8 slots (1U) rack-mountable chassis with any combination of redundant hot swappable AC, 24VDC or 48VDC power supplies, providing a scalable solution that is space-efficient and cost-effective. The cards can also be mounted in 4 slots, 2 slots, or 1 slot standalone housings with fixed AC/DC powered chassis.

The cards of FRM220/FRM220A series provide telecommunication solutions for most applications. CTC union offers a universal and cost-efficient transmission series for a variety of fiber optic technologies (Multimode, Single mode, WDM, CWDM) starting from converters and switches, to modems and extending to intelligent voice/data multiplexer systems. The products are designed as cards in combination with various chassis types. The concept is to ensure an extremely variable mixture of products at low storage costs for spares.

## Features

- Interface cards are hot swappable
- Supports AC/DC power modules hot swappable and power redundancy (CH20 & CH08)
- Supports fixed type AC/DC power built-in and power redundancy (CH04A)
- Supports DB9 console port for local management (CH02M, CH01M)
- Telnet, Web, Console, SNMP management via NMC Card (CH20, CH08, CH04A, CH02/SMT, CH02/NMC)
- Two alarm relay contacts for critical events warnings (CH20/CH08)
- Chassis backplane consists of passive components (CH20/CH08)
- Fanless (CH02, CH01, CH01M)
- Cooling Fan (CH20, CH08, CH04A, CH02M, CH02/SMT, CH02/NMC)


## Specifications

<b>Power Input</b>	AC	100-240VAC (CH20/CH08/CH04A/CH02/CH01)
	DC24	18-36VDC (CH20/CH08)
	DC48	36-60VDC (CH20/CH08)
	DC	18-60VDC (CH04A, CH02, CH01)
	Adapter Type (CH01)	Input Voltage 100-240VAC 50/60Hz Output Voltage 12VDC 1A
<b>Weight</b>	5.2kg (CH20), 3.5kg (CH08), 1.5kg (CH04A-AC/DC), 1.9kg (CH04A-AD)	
	0.53kg (CH02M Adapter Type), 1.3kg (CH02M), 1kg (CH02/NMC), 1.46kg (CH02/SMT)	
	0.5kg (CH01 Adapter Type), 0.8kg (CH01 Power Built-in Type), 1.2kg (CH01M)	
<b>Temperature</b>	Operationg 0-60C, Storage -10~70C	
<b>Humidity</b>	5%~90% non-condensing	
<b>Certification</b>	FCC Class A, VCCI Class A, CE	
<b>Safety</b>	UL60950-1 (FRM220-CH20)	

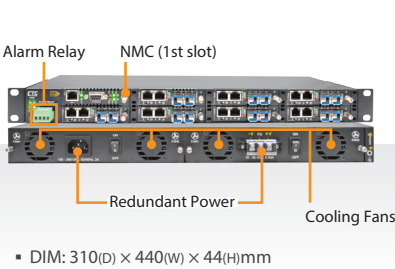
Chassis Overview

Rackmount Chassis


CH20 (2U 19" 20 Slots)



CH08 (1U 19" 8 Slots)



CH04A (1U 4 Slots)




Ordering Information

Model Name	Description
CH20	
FRM220-CH20	2U 19", 20 slots rack mount chassis with cooling fan and rack mounting kit
FRM220-CH20 (HS)	2U 19", 20 slots rack mount chassis with high speed cooling fan and rack mounting kit
Power Module	
FRM220-AC	Chassis Power module 100~240 VAC, IEC connector, 200W
FRM220-DC48	Chassis Power module 36~60 VDC, 3 pin terminal block, 200W
FRM220-AC (HP)	Chassis power module 90 ~ 264 VAC, IEC connector, 300W
FRM220-DC48 (HP)	Chassis power module 36 ~ 60 VDC, 3 pin terminal block, 300W
<b>NOTE:</b> When high power dissipation cards are placed in CH20 chassis, we recommend choosing the 300W power module option to ensure adequate power and avoid any performance degradation.	
CH08	
FRM220-CH08	1U 8-slot Rackmount Chassis
FRM220-CH08-AC	Chassis Power module 100~240 VAC, IEC connector, 180W
FRM220-CH08-DC48	Chassis Power module 36~60 VDC, 3 pin terminal block, 200W
CH04	
FRM220-CH04A-AC	4-slot Chassis with built-in AC Power, 65W
FRM220-CH04A-DC	4-slot Chassis with built-in DC Power, 50W
FRM220-CH04A-AD	4-slot Chassis with built-in AC/65W+DC/50W


Standalone Chassis

1-Slot Chassis


CH01 (Adapter Type)



CH01 (Power Built-in)




CH01M (Power Built-in)




2-Slot Chassis


CH02M (Adapter Type)




CH02M (Power Built-in)



CH02/NMC (Power Built-in)



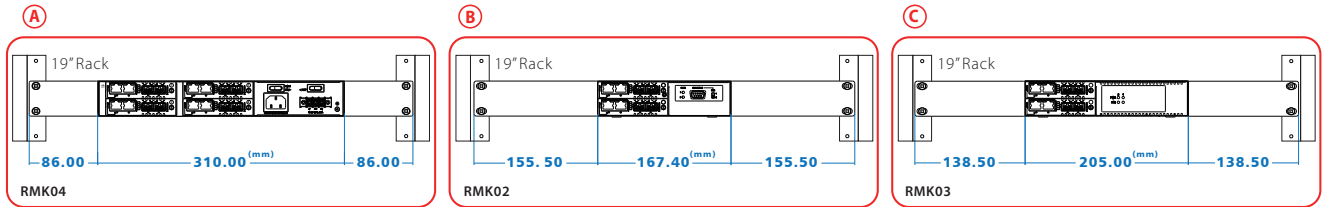
CH02/SMT (Power Built-in)



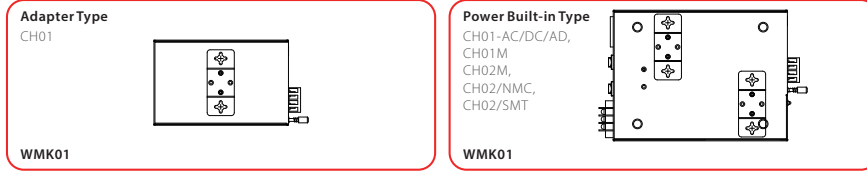
# Multi-Service Platform-FRM220

5

## ■ Rack Mount Kits (optional)



## ■ Wall Mount Kits (optional)



### Remark:

Adapter Type uses one wall mount kit, Power built-in Type uses two wall mount kits.

## Ordering Information

Model Name	Description
FRM220-CH01	1-slot chassis with 100 ~240VAC to 12VDC adapter (12W) , fanless
FRM220-CH01-AC	1-slot chassis with 100 ~240VAC (12W), fanless
FRM220-CH01-DC	1-slot chassis with 18 ~60VDC (12W), fanless
FRM220-CH01-AD	1-slot chassis with AC/12W+DC/12W, fanless
FRM220-CH01M-AC	1-slot chassis with console port and 100 ~240VAC (12W), fanless
FRM220-CH01M-DC	1-slot chassis with console port and 18 ~60VDC (12W), fanless
FRM220-CH01M-AD	1-slot chassis with console port and AC/12W+DC/12W, fanless
FRM220-CH02M	2-slot chassis with console port, cooling fan and AC adapter
FRM220-CH02M-AC	2-slot chassis with console port and 100 ~240VAC (30W), with fan
FRM220-CH02M-DC	2-slot chassis with console port and 18 ~60VDC (30W), with fan
FRM220-CH02M-AD	2-slot chassis with console port and AC/30W+DC/30W, with fan
FRM220-CH02/NMC-AC	2-slot chassis with fan, managed via optional NMC card and with 100~240VAC (30W) power
FRM220-CH02/NMC-DC	2-slot chassis with fan, managed via optional NMC card and with 18~60VDC (30W) power
FRM220-CH02/NMC-AD	2-slot chassis with fan, managed via optional NMC card and with AC/30W+DC/30W power
FRM220-CH02/SMT-AC	2-slot chassis with fan, managed via optional NMC card and with 100~240VAC (30W) power plus fan/power alarm detection
FRM220-CH02/SMT-DC	2-slot chassis with fan, managed via optional NMC card and with 18~60VDC (30W) power plus fan/power alarm detection
FRM220-CH02/SMT-AD	2-slot chassis with fan, managed via optional NMC card and with AC/30W+DC/30W power plus fan/power alarm detection

## ■ Optional Accessories

Item	Model Name	Description
Wall Mount Kit	RMK01	Single unit rack mount kits only for 1 slot chassis power build-in type (CH01M and CH01/P-AC/DC/AD)
	RMK02	Single unit rack mount kits only for 2 slots chassis power build-in type (CH02M and CH02/NMC)
	RMK03	Single unit rack mount kits only for 2 slots chassis power build-in type (CH02/SMT)
	RMK04	Single unit rack mount kits only for 4 slots chassis power build-in type (CH04A)
Wall Mount Kit	WMK01	Single unit wall mounting kit

The iAccess™ Multi-Service Platform offers a full range of solutions for service providers and enterprises, including **Optical Transport Solutions** (transponders, EDFA, CWDM, DWDM), **Ethernet Services** (switches and converters), **Data Communication Solutions** (Sync/Async serial over fiber) and **TDM/Voice Solutions**. The iAccess™ Multi-Service Platform is a fully modular product series that integrates a wide range of modules for any interface or protocol hosted in a selection of Chassis sizes for simple and flexible operations.

### NMC

- NEW • FRM220-NMC-R5
- FRM220-NMC-R3

Network Management Controller  
Network Management Controller

### Optical Transport Solutions

#### Transponder

- FRM220-100GE-2Q
- FRM220-40G-2Q
- FRM220-40G-1Q4S
- FRM220-16G-3R
- FRM220-10G-3R
- FRM220-4G-3R
- FRM220-1000DS

100GE QSFP28 to QSFP28 3R Transponder  
40G QSFP+ to QSFP+ 3R Transponder  
40G QSFP+ to 4x 10G SFP+ Transponder  
16G 3R Multi-rate Transponder with Optical Line Protection  
10G 3R Multi-rate Transponder with Optical Line Protection  
4G 3R Multi-rate Transponder with Optical Line Protection  
1G 2R Multi-rate Transponders

#### EDFA

- FRM220-OAP17
- FRM220-OAB15
- FRM220-OAB21A

Single Channel EDFA Preamp 17dB  
Single Channel EDFA Booster 15dB  
Single Channel EDFA Booster 21dB

#### Optical Protection Switch

- FRM220-OPS51
- FRM220-OPS52
- FRM220-OPS51M

1:1 Single-mode Fiber Optical Protection Switch  
1+1 Single-mode Fiber Optical Protection Switch  
1:1 Multi-mode Optical Protection Switch

#### WDM Optical Multiplexer

- FRM220-DWMD
- FRM220-CWMD

DWDM Mux/DeMUX  
CWDM Mux/DeMUX

### Ethernet Services

#### Ethernet Switch

- FRM220A-2000EAS/4F
- FRM220A-2000EAS/2
- FRM220A-2000EAS/1
- FRM220-2000MS

4x100/1000Base-X SFP OAM/IP GbE Managed Switch  
2x100/1000Base-T + 2x100/1000Base-X SFP OAM/IP GbE Managed Switch  
100/1000Base-T + 100/1000Base-X SFP OAM/IP GbE Managed Switch  
100/1000Base-T to 100/1000Base-X SFP Web Smart In-Band OAM Managed GbE Switch

#### 10G Media Converter

- NEW • FRM220-10GCM
- FRM220-10/100i
- FRM220-10/100

10G In-Band Managed Media Converter, 100M/1G/10GBase-T + 2 x 10GBase-R SFP+  
In-Band Managed FE Media Converter, 100Base-TX to 100Base-FX  
Non-Managed FE Media Converter, 100Base-TX to 100Base-FX

### Datacom Solutions

#### CCF

- FRM220-CCF20
- FRM220-CCF40

2ch Contact Closure Fiber Converter, In-Band Managed  
4ch Contact Closure Fiber Converter, In-Band Managed

#### Serial Fiber Converter

- FRM220-Serial

RS232/485 over Fiber

#### Data Fiber Modem

- FRM220-DATA

RS232/530/V35 over Fiber

### TDM & Voice Solutions

#### TDM

- FRM220A-Eoe1/G
- FRM220-Eoe1

Ethernet Bridge over E1, In-Band Managed  
Ethernet Bridge over E1

#### Voice over Fiber

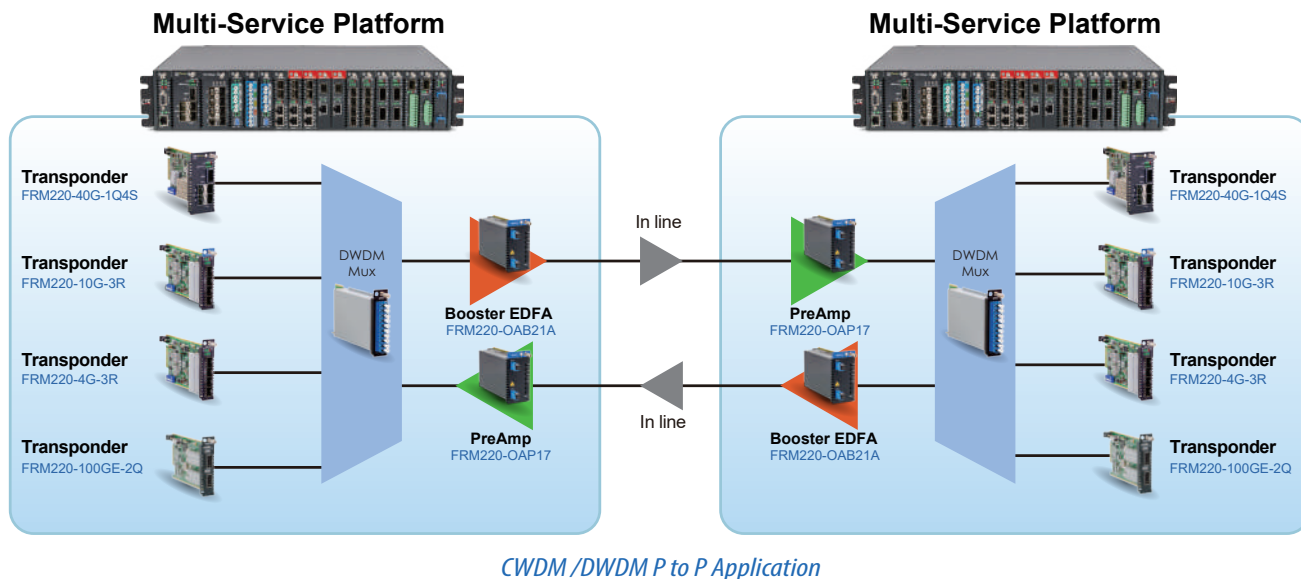
- FRM220-FXO/FXS
- FRM220-FXO-4
- FRM220-FXS-4

FXO/FXS over Fiber In-Band Managed Converter  
4xFXO over Fiber In-Band Managed Converter  
4xFXS over Fiber In-Band Managed Converter



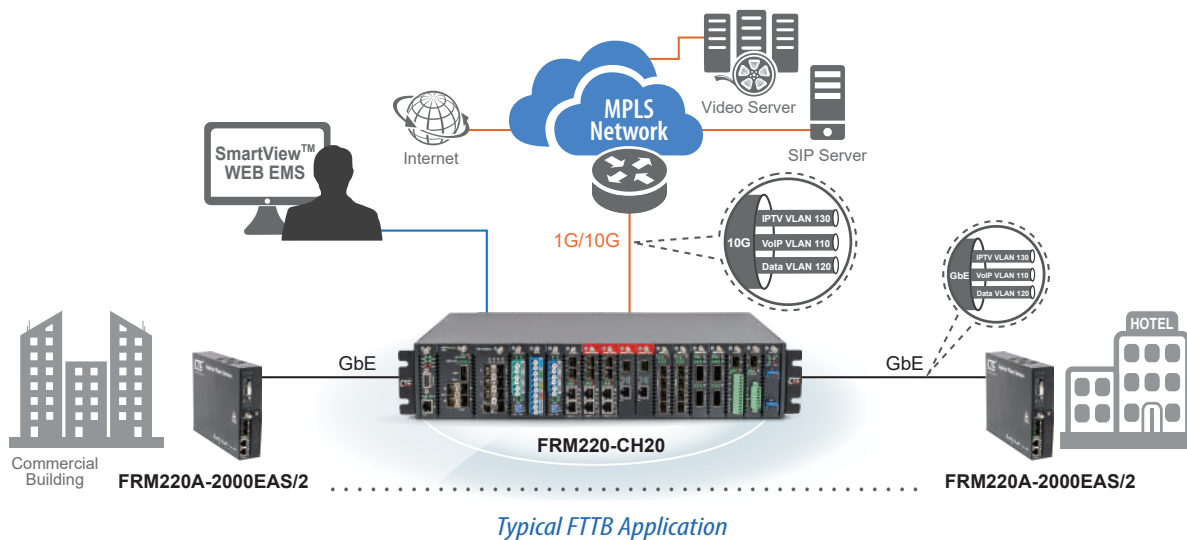
### Optical Transport Solution

Optical transport is important in providing data over long distances. CTC Union's Optical Transport Solutions include the optical transport building blocks of Mux/Demux, transponders, muxponders, EDFA and optical protection switching.



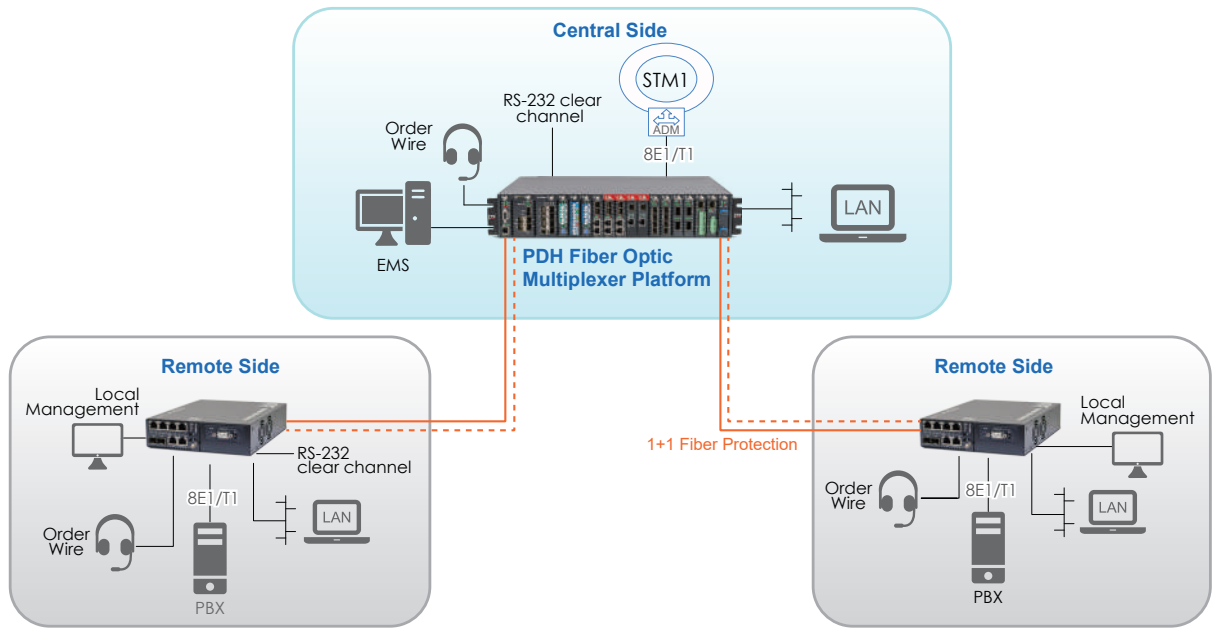
### Ethernet Services

Ethernet solutions require a range of Ethernet products. CTC Union provides media conversion, Ethernet switching and carrier class Ethernet, through a wide range of product selections.



## TDM/PDH/Voice solution

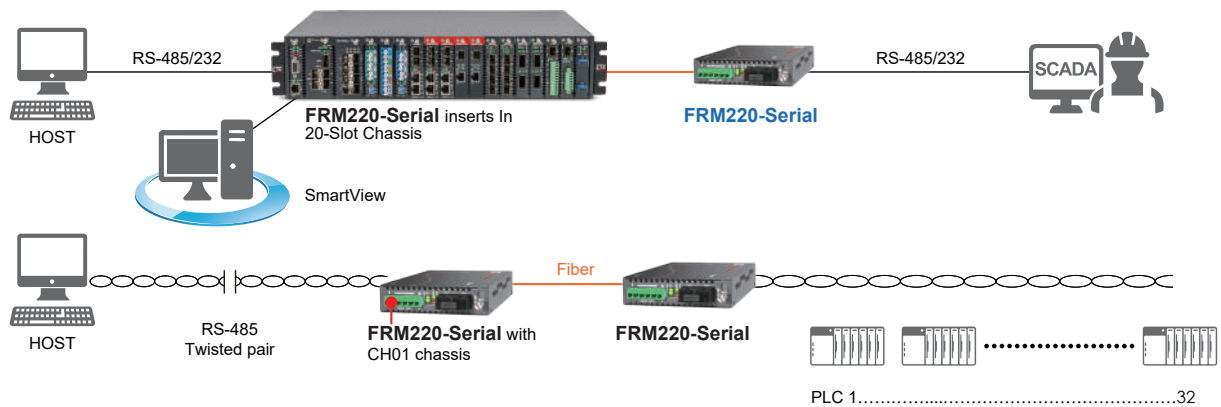
TDM and PDH are becoming legacy protocols, however, much of the world's voice communications still rely on devices that transport these protocols. CTC Union's solutions include DSU/CSU access units, Time Division Multiplexers, PDH over fiber and POTS over fiber devices.



*PDH Fiber Optical Multiplexer P2P Application*

## Data Communication Solution

Data communications are important for device control and satellite communications. CTC Union's devices provide low latency data communications over fiber optical transport.



*Data Communications Application*

## Network Management Controller Card

» 2x 10/100/1000Base-T RJ45 plus 2x 100/1000Base-X SFP

» Supports Security Features

**NEW**



The FRM220-NMC-R5 is a Network Management Controller card that can be placed in a compatible FRM220 series chassis to provide device management function. The FRM220-NMC-R5 features 2x 10/100/1000Base-T RJ45 plus 2x 100/1000Base-X SFP ports, supports remote TCP/IP management by **SSHv2, HTTPS** and **SNMPv1, v2c, v3** protocols and is designed to be hot swapped so that it may be field replaced without affecting any online service of any other rack cards. The FRM220-NMC-R5 also supports online firmware upgrade from TFTP server, using any user interface, without affecting any other inserted line card's transmissions. Support for any standard NMS is provided by the included enterprise MIB file. CTC Union also provides and maintains our own EMS (Element Management System) which is a Java based client/server manager for monitoring and maintaining a large number of network elements over a long period of time.

## List of support card for NMC-R5

**Transponder:** FRM220-100GE-2Q, FRM220-40G-2Q, FRM220-40G-1Q4S, FRM220-16G-3R, FRM220-10G-3R, FRM220-4G-3R

**Ethernet Switch:** FRM220-2000MS, FRM220A-2000EAS/4F

**Optical Protection Switch:** FRM220-OPS51

**EDFA:** FRM220-OAB21A, FRM220-OAP17

(For more details on these, please check our websites)

## Features

- User interfaces for SSH & Web
- Configure, monitor and provide fault management for all installed line cards
- Monitor power and fan status in chassis
- Provides upgrade feature for most line card types
- SNMP agent for complete management by enterprise MIB
- Running System log with time stamping by NTP (time server)
- Parameter management for quick configuration, configuration copy/backup/restore
- Card alias and inventory by type and serial number
- eCos Kernel based for high stability and reliability
- Supports IPv6, SNMP v1/v2/v3
- Supports USB Console management
- Supports secure authentication by IEEE802.1x, RADIUS or TACACS+



◀ FRM220-NMC-R5



( 2U/19" rack mountable, 20 slots )

FRM220-NMC R5 must be installed in to the first slot of chassis.

# Network Management Controller

5

## Specifications

<b>Optical Interface</b>	Connector	SFP LC × 2
	Data rate	100M/1000M
	Duplex mode	Full duplex
<b>Electrical interface</b>	Connector	UTP port × 2
	Data rate	UTP 10M/100M/1000M (auto or forced)
	Duplex mode	Full or Half Duplex (RJ-45)
	Cable	10Base-T Cat. 3,4,5,5e UTP 100Base-TX Cat. 5, 5e or higher 1000Base-T Cat 5, 5e, 6 or higher
<b>Standards</b>	IEEE802.3, 802.3u, 802.3z, 802.3ad, 802.3x	
<b>Management</b>	HTTPs, Syslog, IPv6, NTP, SNTP, Web/Telnet/SNMP/SSHv2	
<b>Jumbo Frame Size</b>	9.6K bytes	
<b>MAC Table Size</b>	8K	
<b>Indicators</b>	Power, Fan, ALM, UTP Link/ACT, UTP Speed, Fiber Speed	
<b>Power</b>	Input	12VDC, 0.5A
	Consumption	< 6W
<b>Dimensions</b>	155mm (D) × 88mm (W) × 39mm (H)	
<b>Weight</b>	120g	
<b>Certification</b>	CE, FCC, RoHS Compliant	

## Ordering Information

Model Name	Type	Description
FRM220-NMC-R5	Card	Network management controller card

## Network Management Controller Card



The Network Management Controller card (FRM220-NMC-R3) is placed in a compatible FRM220 series chassis to provide device management functions. The management interface supports a local RS-232 serial console or remote TCP/IP management by Telnet, HTTP and SNMPv1, v2c protocols and is designed to be hot swapped so that it may be field replaced without affecting any online service of any other rack cards. The card also supports online firmware upgrade from TFTP server, using any user interface, without affecting any other inserted line card's transmissions. Easy software update means the management card will always support the latest FRM220 Series cards, such as transponders, EDFA, CWDM/DWDM and the latest FRM220A-2000EAS series. Support for any standard NMS is provided by the included enterprise MIB file. CTC Union also provides and maintains our own EMS (Element Management System) which is a Java based client/server manager for monitoring and maintaining a large number of network elements over a long period of time.

## Features

NMC-R3 card provides central management for FRM220-CH20, FRM220-CH08, FRM220-CH04A, CH02/SMT and CH02/NMC

- User interfaces for serial console, Telnet & Web
- Configure, monitor and provide fault management for all installed line cards
- Monitor power and fan status in chassis (CH20, CH08 & CH02/SMT only)
- Provides upgrade feature for most line card types
- SNMP agent for complete management by enterprise MIB
- Running System log with time stamping for SNTP (time server)
- Parameter management for quick configuration, configuration copy/backup/restore
- Card alias and inventory by type and serial number
- Linux Kernel based for high stability and reliability

## Specifications

<b>Protocol</b>	IP, UDP, SNMP V1/V2c, TCP, ARP, ICMP, TFTP, HTTP
<b>Ports</b>	DB9-F (×1), RJ45(×1)
<b>Indicators</b>	PWR1, PWR2, FAN1, FAN2, ALM1, ALM2, STK, ACT, LAN LNK/SPD
<b>MIB Supported</b>	MIB II, Enterprise MIB
<b>Management</b>	Web GUI, Telnet, Console, SNMP
<b>Power</b>	12VDC, 150mA
<b>Dimensions</b>	159.5 × 20.8 × 88mm (D×W×H)
<b>Weight</b>	120g
<b>Temperature</b>	0~60 (Operating), -10 ~70 (storage)
<b>Humidity</b>	5 ~ 90% (non-condensing)
<b>MTBF</b>	65000 hrs

## Ordering Information

Model Name	Type	Description
FRM220-NMC-R3	Card	Network Management Controller card, support web, telnet, console, SNMP functions

# FRM220A-2000EAS/1

# FRM220A-2000EAS/2

**1/2 × 10/100/1000Base-T + 1/2 × 100/1000Base-X SFP**  
**OAM/IP GbE Managed Switch**



The FRM220A-2000EAS/1 and FRM220A-2000EAS/2 are OAM compliant Gigabit Ethernet switch designed to make conversion between 10/100/1000Base-T(X) + 100/1000Base-X SFP (2000EAS/1) and 2 × 10/100/1000Base-T(X) + 2 × 100/1000Base-X SFP (2000EAS/2).

With embedded SNMP and Web-based management, the administrator can monitor, configure and control the activity of each switch card both locally and remotely. Based on a powerful L2+ switch architecture, this switch supports bandwidth control, duplex and speed configuration, VLAN tagging, Q-in-Q, QoS, Spanning tree, jumbo frames as well as auto laser shutdown, link fault pass through, OAM loop back and dying gasp. This card may also be controlled and monitored via an GSW/SNMP in a managed FRM220A chassis.

## Features

- 10/100/1000Base-T and 100/1000Base-X SFP (2000EAS/1)
- 2 × 10/100/1000Base-T and 2 × 100/1000Base-X SFP (2000EAS/2)
- Standalone IP Based, Web GUI, Telnet, SNMP management
- Supports RMON counter
- Supports dying gasp
- D/D function for supported SFP fiber transceiver
- Supports Cisco® like CLI
- Online local / remote f/w upgrade
- Supports local / remote IEEE 802.3ah OAM / IP management
- Auto Laser Shutdown (ALS)

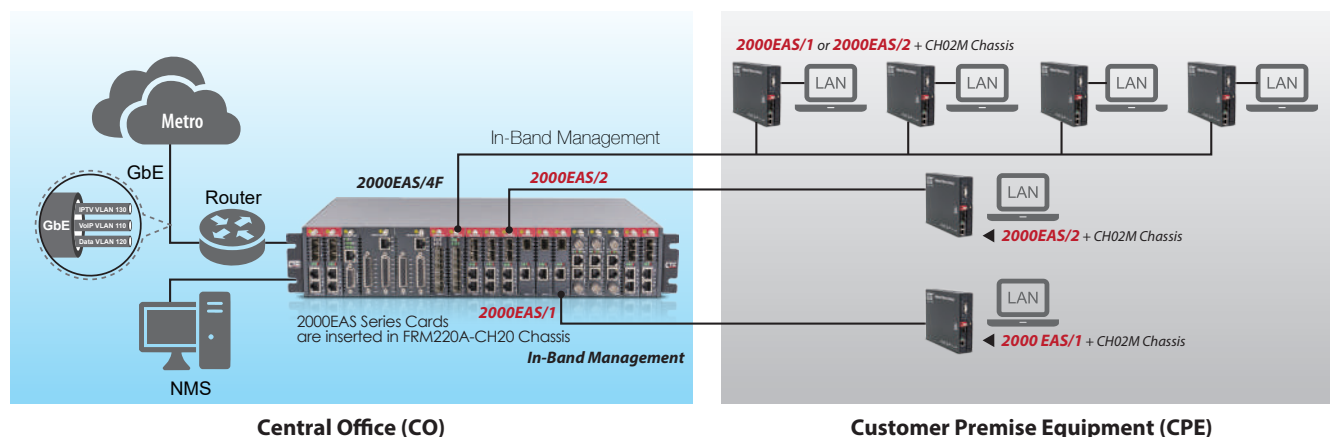
## Specifications

<b>Optical Interface</b>	Connector	SFP LC
	Data rate	125/1250Mbps
	Duplex mode	Full duplex
	Fiber	MM 50/125μm, 62.5/125μm
		SM 9/125μm
	Distance	MM 550m, 2km, SM 15/30/50/80/120km
	Wavelength	WDM 20/40/60km
		MM 1310nm, SM 1310,1550nm
		WDM 1310Tx/1550Rx (type A)
		1550Tx/1310Rx (type B)
<b>LEDs</b>	Power, FX-Link, Test, UTP-Link, UTP-SPD	
<b>Transmission Method</b>	Store and Forward Switching	
<b>Standard</b>	IEEE 802.3u, IEEE 802.3z, IEEE 802.3ah, IEEE 802.3x, IEEE 802.1p, IEEE 802.1Q	
	IEEE 802.1ad, IEEE 802.1D, IEEE 802.1w, IEEE 802.1s, IEEE 802.3ad	
<b>Packet Buffer</b>	4M bits	
<b>MAC Table Size</b>	8K	
<b>Max. Packet Jumbo Frame Size</b>	9600 Bytes	
<b>VLAN Feature</b>	IEEE 802.1Q tagged VLAN (Max. 4K VLAN groups), MAC based VLAN, Protocol based VLAN	
	Private VLAN for port isolation, IEEE 802.1ad Q-in-Q	
<b>L2 Switching Protection</b>	STP, RSTP, MSTP	

## In-Band OAM/IP GbE Managed Switch

<b>Trunking</b>	IEEE 802.3ad LACP
<b>QoS feature</b>	IEEE 802.1p 8 priority queues per port, Port Default Priority, QoS Control List (QCL Mode) Port Ingress Shaping, Port egress shaper, Queue egress shapers, DiffServ (RFC2474) remarking Tag remarking, Scheduler mode
<b>Security</b>	ACL rule based filtering
<b>Storm Control</b>	Unknown Unicast/Broadcast/Multicast storm, suppression
<b>Management</b>	Web/Telnet CLI interface, Web/CLI authentication, SSH v2, HTTPs, Port mirroring System syslog, IPv4/IPv6 management, NTP, Text based CLI configuration upload or download
<b>SNMP agent</b>	SNMP v1/v2c/v3, RMON Group 1,2,3 and 9, Multiple trap destinations
<b>Software upgrade</b>	TFTP/HTTP
<b>Power Consumption</b>	8W
<b>Power Input</b>	12VDC
<b>Temperature</b>	0 ~ 50°C (Operating), -10 ~ 70°C (Storage)
<b>Humidity</b>	10 ~ 90% non-condensing
<b>Certification</b>	CE, FCC
<b>Dimensions</b>	159.5 × 20.8 × 88mm (D×W×H)
<b>Weight</b>	130g

## Application



## Ordering Information

Model Name	Description
FRM220A-2000EAS/2	2 × 10/100/1000Base-T and 2 × 100/1000Base-X SFP-LC managed switch card (optional SFP module)
FRM220A-2000EAS/1	10/100/1000Base-T to 100/1000Base-X SFP-LC managed converter card (optional SFP module)

### ■ Chassis Option

Model Name	Description
FRM220-CH20(HS)	2U 19", 20 slots rack mount chassis with high speed cooling fan and rack mounting kit
FRM220-AC	Chassis Power module 100~240 VAC, IEC connector, 200W
FRM220-DC48	Chassis Power module 36~60 VDC, 3 pin terminal block, 200W
FRM220-CH02M-AC/DC/AD	2-slot chassis with console port and AC or DC power, with fan
FRM220-CH02/NMC-AC/DC/AD	2-slot chassis with fan, managed via optional NMC card and with AC, DC or AD power
FRM220-CH02/SMT-AC/DC/AD	2-slot chassis with fan, managed via optional NMC card and with AC, DC or AD power plus fan/power alarm detection



## 100/1000Base-T to 100/1000Base-X SFP Web Smart In-Band Managed GbE Switch



The FRM220-2000MS is an IEEE 802.3ah OAM compliant copper to fiber Gigabit Ethernet solution designed to make conversion between 10/100/1000Base-T and 100/1000Base-X with SFP modules. With SNMP and Web-based management in the FRM220, the administrator can monitor, configure and control the activity of each series card and remotely connected OAM compliant converter. Converter settings include bandwidth control, duplex, and speed configuration, VLAN tagging, limited Q-in-Q support and SFP DDMI. When used as stand-alone converters, the 2000MS can be managed by a friendly Web Smart user interface via any web browser.

### Features

- 1-Port 10/100/1000Base-T to 100/1000Base-X SFP Converter
- Auto-Cross over for MDI/MDIX in TP port
- Auto-Negotiation or manual mode in TP port
- Supports flow control Enable or Disable
- Supports Jumbo Frame 16K Packet
- Egress bandwidth control
- Supports in-band IEEE 802.3ah management
- Firmware upgrade via Web (for standalone unit only)
- Management Password Setting (for standalone unit only)
- Dying gasp (remote power failure detection on stand-alone)
- Supports Link Fault Pass-Through (LFPT) Function
- Supports Auto Laser Shutdown (ALS) Function
- Supports D/D function for SFP fiber transceiver
- Supports 16 Tag VLAN Group
- RMON counters (for standalone unit only)
- USB Console port, Telnet, SNMP, Web Management

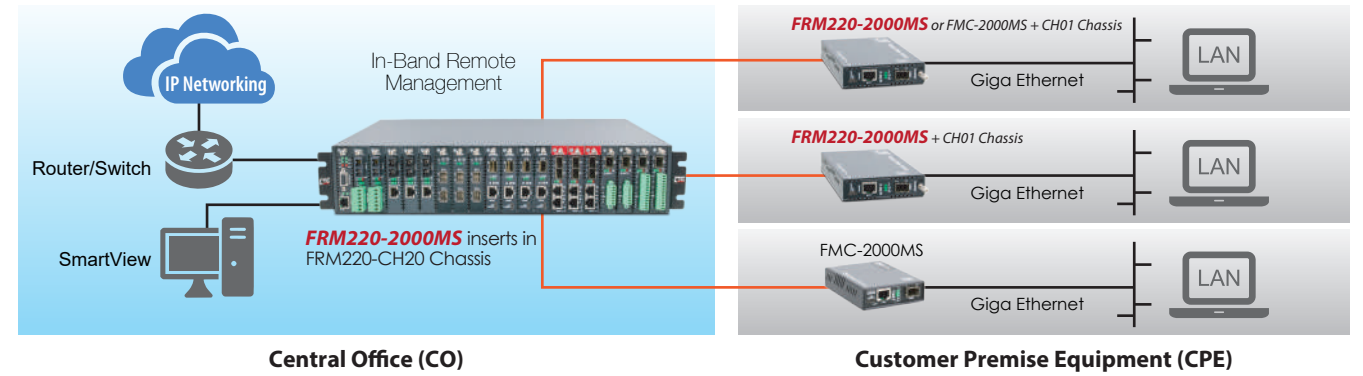
### Specifications

<b>Optical Interface</b>	Connector	SFP LC
	Data rate	125/1250Mbps
	Duplex mode	Full duplex
	Fiber	MM 50/125μm, 62.5/125μm SM 9/125μm
	Distance	MM 2km, SM 15/30/50/80/120km WDM 20/40/60/80km
	Wavelength	MM 1310nm, SM 1310,1550nm WDM 1310Tx/1550Rx (type A) 1550Tx/1310Rx (type B)
<b>Electrical Interface</b>	Connector	RJ45
	Data rate	10Mbps, 100Mbps, 1000Mbps
	Duplex mode	Half / Full duplex
	Cable	10Base-T Cat.3, 4, 5, UTP 100Base-TX Cat.5, 5e or higher 1000Base-TX Cat.6 or higher
<b>Standards</b>	IEEE 802.3, IEEE 802.3u IEEE 802.3ab, 802.3z, 802.3ah, 802.1Q	
<b>Indications</b>	LED (Power, FX-Link, LAN Speed, LAN Link)	
<b>Power Input</b>	12VDC	
<b>Power Consumption</b>	< 6W	
<b>Dimensions</b>	159.5 × 20.8 × 88mm (D×W×H)	
<b>Weight</b>	120g	

# Web Smart In-Band OAM GbE Switch

Temperature	0 ~ 50°C (Operating), -10 ~ 70°C (Storage)
Humidity	10 ~ 90% non-condensing
Certification	CE, FCC
MTBF	65,000 hrs

## Application



## Ordering Information

Model Name	Description
FRM220-2000MS	10/100/1000Base-T to 100/1000Base-X SFP web smart managed switch card. (Optional SFP)

## 4-port 100/1000Base-X SFP OAM/IP GbE Managed Switch



The FRM220A-2000EAS/4F is a managed Gigabit Ethernet slide-in switch card designed with 4-port 100/1000Base-X SFP. With embedded SNMP and Web-based management, the administrator can monitor, configure and control the activity of each switch card both locally and remotely. Based on a powerful L2+ switch architecture, this switch supports bandwidth control, speed configuration, VLAN tagging, Q-in-Q, QoS, Spanning tree, jumbo frames as well as auto laser shutdown, link fault pass through, OAM loop back and dying gasp. This card may also be controlled and monitored via an GSW/SNMP in a managed FRM220A chassis.

## Features

- 4-port 100/1000Base-X SFP
- Standalone IP Based, Web GUI, Telnet, SNMP management
- Supports RMON counter
- Supports dying gasp
- D/D function for supported SFP fiber transceiver
- Supports Cisco® like CLI
- Online local / remote f/w upgrade
- Supports local / remote IEEE 802.3ah OAM / IP management
- Auto Laser Shutdown (ALS)

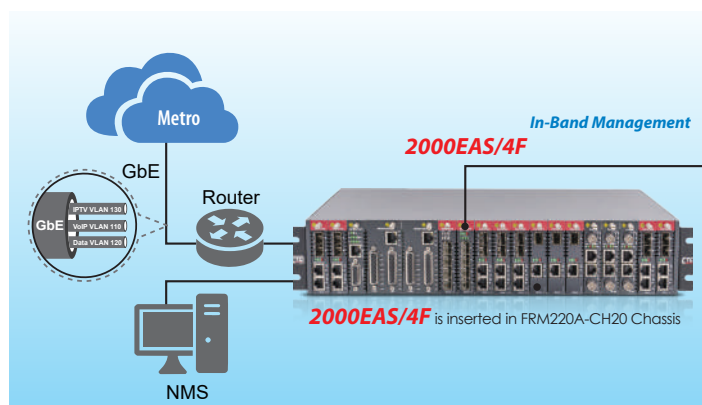
## Specifications

<b>Optical Interface</b>	Connector	SFP LC
	Data rate	125/1250Mbps
	Duplex mode	Full duplex
	Fiber	MM 50/125μm, 62.5/125μm SM 9/125μm
	Distance	MM 550m, 2km, SM 15/30/50/80/120km WDM 20/40/60km
	Wavelength	MM 1310nm, SM 1310,1550nm WDM 1310Tx/1550Rx (type A) 1550Tx/1310Rx (type B)
<b>Indications</b>	LED (Power, FX-Link, Test)	
<b>Transmission Method</b>	Store and Forward Switching	
<b>Standard</b>	IEEE 802.3u, IEEE 802.3z, IEEE 802.3ah, IEEE 802.3x, IEEE 802.1p, IEEE 802.1Q IEEE 802.1ad, IEEE 802.1D, IEEE 802.1w, IEEE 802.1s, IEEE 802.3ad	
<b>Packet Buffer</b>	4M bits	
<b>MAC Table Size</b>	8K	
<b>Max. Packet Jumbo Frame Size</b>	9600 Bytes	
<b>VLAN Feature</b>	IEEE 802.1Q tagged VLAN (Max. 4K VLAN groups), MAC based VLAN Protocol based VLAN, Private VLAN for port isolation, IEEE 802.1ad Q-in-Q	
<b>L2 Switching Protection</b>	STP, RSTP, MSTP	
<b>Trunking</b>	IEEE 802.3ad LACP	
<b>QoS Feature</b>	IEEE 802.1p 8 priority queues per port, Port Default Priority, QoS Control List (QCL Mode) Port Ingress Shaping, Port egress shaper, Queue egress shapers DiffServ (RFC2474) remarking, Tag remarking, Scheduler mode	
<b>Security</b>	ACL rule based filtering	


# In-Band OAM/IP GbE Managed Switch

<b>Storm Control</b>	Unknown Unicast/Broadcast/Multicast storm, suppression
<b>Management</b>	Web/Telnet CLI interface, Web/CLI authentication, SSH v2, HTTPs, Port mirroring, System syslog IPv4/IPv6 management, NTP, Text based CLI configuration upload or download
<b>SNMP agent</b>	SNMP v1/v2c/v3, RMON Group 1,2,3 and 9, Multiple trap destinations
<b>Software upgrade</b>	TFTP/HTTP
<b>Power Consumption</b>	8W
<b>Power Input</b>	12VDC
<b>Temperature</b>	0 ~ 50°C (Operating), -10 ~ 70°C (Storage)
<b>Humidity</b>	10 ~ 90% non-condensing
<b>Certification</b>	CE, FCC
<b>Dimensions</b>	159.5 × 20.8 × 88mm (D×W×H)
<b>Weight</b>	130g

## Application



Central Office (CO)



Customer Premise Equipment (CPE)

## Ordering Information

Model Name	Description
FRM220A-2000EAS/4F	4-port 100/1000Base-X SFP-LC managed switch card (optional SFP module)

### ■ Chassis Option

Model Name	Description
FRM220A-CH20(HS)	2U 19", 20 slots rack mount chassis with high speed cooling fan and rack mounting kit
FRM220A-AC	Chassis Power module 100~240 VAC, IEC connector, 200W
FRM220A-DC48	Chassis Power module 36~60 VDC, 3 pin terminal block, 200W
FRM220-CH02M-AC/DC/AD	2-slot chassis with console port and AC or DC power, with fan
FRM220-CH02/NMC-AC/DC/AD	2-slot chassis with fan, managed via optional NMC card and with AC, DC or AD power
FRM220-CH02/SMT-AC/DC/AD	2-slot chassis with fan, managed via optional NMC card and with AC, DC or AD power plus fan/power alarm detection

# 10G In-Band Managed Media Converter

5

## FRM220-10GCM

CTC<sup>®</sup>  
union

### 100M/1G/10GBase-T + 2 × 10GBase-R SFP+ In-Band Managed Media Converter



NEW

10G In-band managed media converter, FRM220-10GCM is a 2-port 10GBase-R + 1-port 100M/1G/2.5G/10GBase-T Ethernet converter. With embedded SNMP and Web-based management, the network administrator can monitor, configure and control the activity of each 10G converter both locally and remotely.

This media converter supports duplex and speed configuration, jumbo frames allocation of 10G Gigabit interfaces. By offering additional function, this 10G converter also provides 1-port 100M/1G/2.5G/10GBase-T RJ45 port allowing 100M/1G/2.5G/10G based devices to connect to 10G Ethernet fiber backbone. This 10G converter may also be controlled and monitored via an NMC in a FRM220 managed chassis.

### Features

- 2-port 1G/2.5G/5G/10G Base-R SFP+ with 1-port 100M/1G/2.5G/5G/10GBase-T RJ45
- Supports local / remote In-band management
- Standalone IP Based, Web GUI, Telnet, SNMP management
- Auto-Negotiation / Auto MDI/MDIX
- Forward 10K bytes Jumbo packets (max.)
- Supports Flow control (Pause)
- Supports BERT / loopback test
- Supports Far End Fault Indication (FEFI)
- Supports Link Fault Pass-Through (LFPT)
- D/D function for supported SFP fiber transceiver
- Auto Laser Shutdown (ALS)
- Online local / remote f/w upgrade
- Fiber Redundant mode
- Supports DWDM Tunable SFP+

### Specifications

<b>Interface</b>	1-port 100M/1G/2.5G/5G/10Gbps RJ45 + 2-port 10G/5G/2.5G/1Gbps SFP+ with USB console port
<b>Filter &amp; Forward Rate</b>	14880pps at 10Mbps, 148800pps at 100Mbps, 1488000pps at 1Gbps, 14880000pps at 10Gbps
<b>Transmission Method</b>	Store and Forward
<b>Standard</b>	IEEE 802.3 IEEE 802.3u, IEEE 802.3x, IEEE 802.3z, IEEE 802.3ab, IEEE 802.3ae, IEEE 802.1D IEEE 802.1w, IEEE 802.1s
<b>Packet Buffer</b>	2M bits
<b>MAC Table Size</b>	16K
<b>Max. Packet Size</b>	10K Bytes
<b>Management</b>	Web/Telnet /SNMP, HTTP, IPv6/IPv4 management
<b>SNMP Agent</b>	SNMP v1/v2c
<b>Software Upgrade</b>	HTTP, console
<b>LED Display</b>	Power, System, Link, Speed/Act, Test
<b>Power Input</b>	12VDC
<b>Power Consumption</b>	< 10W
<b>Operating Temperature</b>	0 ~ 45°C
<b>Storage Temperature</b>	-10 ~ 70°C
<b>Humidity</b>	5% ~ 90% (non-condensing)
<b>Dimensions</b>	159.5 × 20.8 × 88mm (D×W×H)
<b>Regulatory</b>	FCC, CE

### Ordering Information

Model Name	Description
FRM220-10GCM	1 × 100M/1G/2.5G/10G Base-T RJ45 + 2 × 10GBase-R SFP+ In-Band Managed Media Converter

## 10/100Base-TX to 100Base-FX Media Converter



The FRM220-10/100 is a Fast Ethernet 10/100Base-TX to 100Base-FX non-managed stand-alone media converter, which gives the options to choose from the most popular fiber cabling connectors, ST, SC or FC. Both multi-mode and single mode converter models are available as well as BiDi which allows bi-directional transmissions using only a single fiber core. When auto-negotiation is selected, these units will automatically tailor themselves to convert both half-duplex and full-duplex signals, according to IEEE 802.3u standards. LED indicators signal the power status of the converter, UTP port speed, Link, and duplex status, FX port Link and duplex status. These non-managed stand-alone converters may also be concentrated into either the FRM220-CH20 or FRM220-CH08 managed chassis.

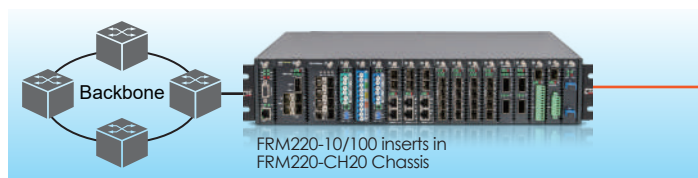
## Features

- 10/100Base-TX to 100Base-FX Converter
- Auto-Negotiation or forced mode
- Auto MDI/MDIX
- Forward 1600 bytes (Max.) packets
- Supports transparent Q in Q double tagged frame
- Supports IEEE 802.1q Tag VLAN pass thru
- Support flow control (Pause)
- Supports Link Fault Pass through (LFP)
- Forward 9K jumbo packets in converter mode

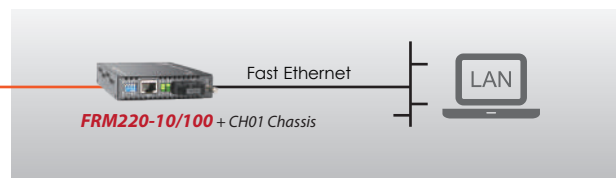
## Specifications

<b>Optical Interface</b>	Connector	1 × 9 (SC, ST, FC)
	Data rate	125Mbps
	Duplex Mode	Full duplex
	Fiber	MM 50/125μm, 62.5/125μm SM 9/125μm
	Distance	MM 2km, SM 15/30/50/80/120km WDM 20/40/60/80km
	Wavelength	MM 1310nm, SM 1310,1550nm WDM 1310Tx/1550Rx (type A) 1550Tx/1310Rx (type B)
<b>Standards</b>	IEEE 802.3, IEEE 802.3u	
<b>Indications</b>	LED (Power, FX Link, TX SPD, TX Link, TX Duplex, FEF)	
<b>Certification</b>	CE, FCC, RoHS	
<b>Electrical Interface</b>	Connector	RJ-45
	Data rate	10Mbps, 100Mbps
	Cable	10Base-T Cat.3, 4, 5, UTP, 100Base-TX Cat.5, 5e or higher
<b>Power</b>	12VDC	
<b>Power Consumption</b>	< 4W	
<b>Dimensions</b>	159.5 × 20.8 × 88mm (D×W×H)	
<b>Weight</b>	120g	
<b>Temperature</b>	0 ~ 60°C (Operating), -10 ~ 70°C (Storage)	
<b>Humidity</b>	10 ~ 90% non-condensing	
<b>MTBF</b>	65,000 hrs	

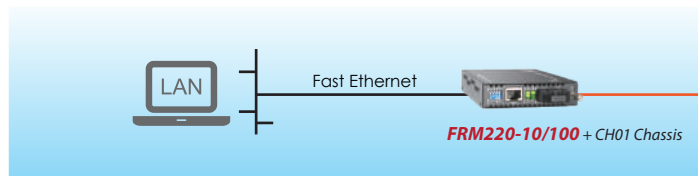
## Application



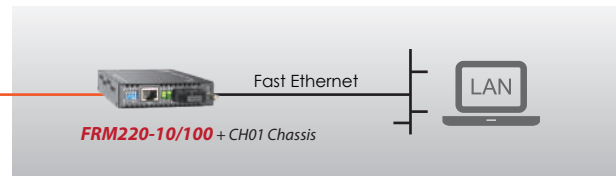
**Central Office (CO)**



**Customer Premise Equipment (CPE)**



**Customer Premise Equipment (CPE)**



**Customer Premise Equipment (CPE)**

## Ordering Information

Model Name	Description
FRM220-10/100	10/100Base-TX to 100Base-FX media converter card

Connector Type	Connectivity Distance							
SC, ST, FC	002: 2km	015: 15km	030: 30km	050: 50km	080: 80km	120: 120km		
	20A: WDM 20km A type	20B: WDM 20km B type	40A: WDM 40km A type	40B: WDM 40km B type				
	60A: WDM 60km A type	60B: WDM 60km B type	80A: WDM 80km A type	80B: WDM 80km B type				



## 10/100Base-TX to 100Base-FX In-Band Managed Converter



The FRM220-10/100i is a 10/100Base Ethernet to 100Base-FX fiber slide-in card converter designed for central and remote applications. With advanced features like bandwidth control, this media converter is targeted for customer premises equipment in metro LAN, campus, enterprise and FTTx applications. By offering in-band management, this converter can be completely controlled and monitored from a centrally located managed rack controlling all converter settings including bandwidth control, duplex, and speed configuration. This media converter is completely transparent to Layer 2 and Layer 3 protocols including IEEE 802.1q, VLAN tag, Q in Q, STP, IPX, IP, etc. When used stand-alone, this converter has no access to management functions except to force Ethernet connection and apply Link Fault Pass-thru via setting of a 4-pole DIP switch.

## Features

- 1-Port 10/100Base-TX to 100Base-FX Converter
- Auto-Negotiation or forced mode
- Supports remote CPE power fail detect (dying gasp)
- Supports Far End Fault Indication (FEFI)
- Supports Link Fault Pass-Through (LFPT)
- Supports Loop Back Test
- Supports RMON counter
- Auto Laser Shutdown (ALS)
- Auto MDI/MDIX
- Forward 2046 bytes (max.) packets in switch mode
- Forward 9K jumbo packets in converter mode
- Supports transparent Q in Q double tagged frame
- Supports IEEE 802.1q Tag VLAN pass thru
- Supports local / remote In-band management (Monitor and Configure) by the SNMP manager. (NMC)
- Bandwidth control (Nx32Kbps or Nx512Kbps)
- Supports IEEE 802.3x flow control (Pause)
- Fiber Hardware Reset (FHR)
- Online local / remote f/w upgrade

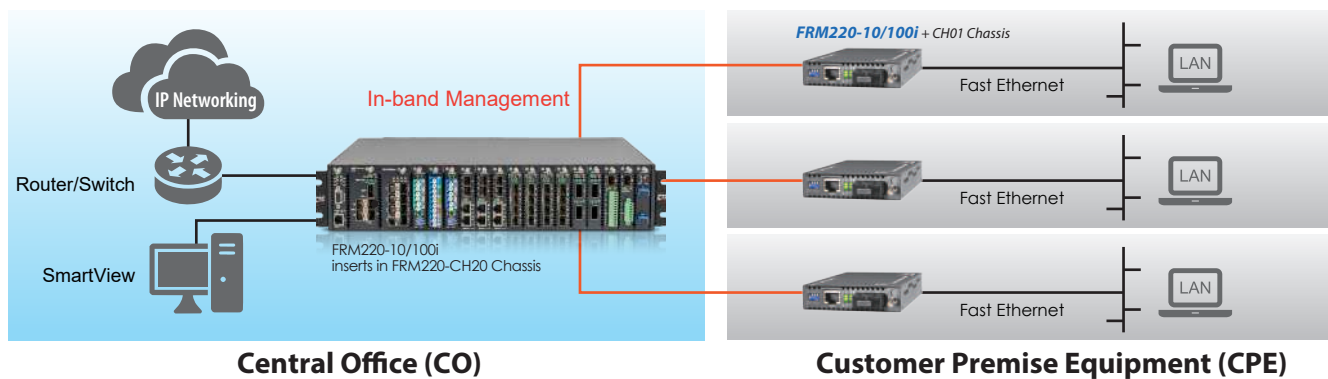
## Specifications

<b>Optical Interface</b>	Connector	1 × 9 (SC, ST, FC)
	Data rate	125Mbps
	Duplex mode	Full duplex
	Fiber	MM 50/125μm, 62.5/125μm SM 9/125μm
	Distance	MM 2km, SM 15/30/50km WDM 20/40km
	Wavelength	MM 1310nm, SM 1310, 1550nm WDM 1310Tx/1550Rx (type A) 1550Tx/1310Rx (type B)
<b>Electrical Interface</b>	Connector	RJ45
	Data rate	10Mbps, 100Mbps
	Duplex mode	Half / Full duplex
	Cable	10Base-T Cat.3, 4, 5, UTP 100Base-TX Cat.5, 5e or higher
<b>Standards</b>	IEEE 802.3, IEEE 802.3u, IEEE 802.3x	
<b>Indications</b>	LED (Power, FEF, FX-Link, TX-SPD, TX-Duplex, TX-Link)	
<b>Power Input</b>	12VDC	
<b>Power Consumption</b>	< 6W	

# In-Band Managed FE Media Converter

<b>Dimensions</b>	159.5 × 20.8 × 88mm (D×W×H)
<b>Weight</b>	120g
<b>Temperature</b>	0 ~ 50°C (Operating), -10 ~ 70°C (Storage)
<b>Humidity</b>	10 ~ 90% non-condensing
<b>Certification</b>	CE, FCC
<b>MTBF</b>	65,000 hrs

## Application



## Ordering Information

Model Name	Description
FRM220-10/100i	10/100Base-TX to 100Base-FX In-band managed converter card

Connector Type	Connectivity Distance
SC, ST, FC	002: 2km   015: 15km   030: 30km   050: 50km 20A: WDM 20km A type   20B: WDM 20km B type   40A: WDM 40km A type   40B: WDM 40km B type

**Dual Channel 10/100Base-TX to 100Base-FX In-Band Managed Converter**

The FRM220-10/100iS-2 is a dual (2 in 1) 10/100Base Ethernet to 100Base-FX fiber slide-in card converter based on the popular FRM220-10/100i. With advanced features like bandwidth control, this dual media converter is targeted for central equipment in metro LAN, campus, enterprise and FTTx applications. By offering in-band management, this converter can be completely controlled and monitored in a centrally located managed rack. By offering two completely isolated converters on one card, this card can effectively double the conversion capacity of a rack.

**Features**

- Dual independent converters 10/100Base-TX to 100Base-FX
- Auto-Negotiation or forced mode
- Auto MDI/MDIX
- Forward 2046 bytes (max.) packets in switch mode
- Supports IEEE 802.1Q Tag VLAN pass thru
- Supports Q in Q double tagged frame transparent
- Forward 9K jumbo packets in converter mode
- Supports local / remote In-band management (Monitor and Configure) by the SNMP manager (NMC)
- Bandwidth control (Nx32Kbps or Nx512Kbps) & flow control (Pause)
- Supports remote CPE power fail detect (dying gasp)
- Supports Far End Fault Indication (FEFI) and Link Fault Pass-Through (LFPT)
- Supports Loop Back Test and RMON counter
- D/D function for supported SFP fiber transceiver
- Auto Laser Shutdown (ALS) and Fiber Hardware Reset (FHR)
- Online local / remote f/w upgrade

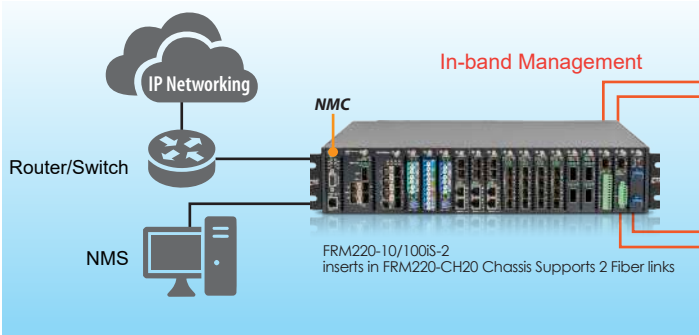
**Specifications**

<b>Optical Interface</b>	Connector	SFP LC x 2
	Data rate	125Mbps
	Duplex mode	Full duplex
	Fiber	MM 50/125μm, 62.5/125μm SM 9/125μm
	Distance	MM 2km, SM 15/30/50/80/120km WDM 20/40/60/80km
	Wavelength	MM 1310nm, SM 1310,1550nm WDM 1310Tx/1550Rx (type A) 1550Tx/1310Rx (type B)
<b>Electrical Interface</b>	Connector	RJ-45 x 2
	Data rate	10Mbps, 100Mbps
	Duplex mode	Half / Full duplex
	Cable	10Base-T Cat.3, 4, 5, UTP 100Base-TX Cat.5, 5e or higher
<b>Standards</b>	IEEE 802.3, IEEE 802.3u, IEEE 802.3x	
<b>Indications</b>	LED (Power, FEF, FX-Link, TX-SPD, TX-Duplex, TX-Link)	
<b>Power Input</b>	12VDC	
<b>Power Consumption</b>	< 4W	
<b>Dimensions</b>	159.5 × 20.8 × 88mm (D×W×H)	
<b>Weight</b>	130g	
<b>Temperature</b>	0 ~ 50°C (Operating), -10 ~ 70°C (Storage)	


# In-Band Managed FE Media Converter

Humidity	10 ~ 90% non-condensing
Certification	CE, FCC, RoHS compliant
MTBF	65,000 hrs

## Application



Central Office (CO)



Customer Premise Equipment (CPE)

## Ordering Information

Model Name	Description
FRM220-10/100iS-2	Dual converter 10/100Base-TX to 100Base-FX SFP converter card with In-band management, (optional SFP)

## 100GE QSFP28 to QSFP28 3R Transponder



The FRM220-100GE-2Q is a 100G QSFP28 to QSFP28 3R transponder that provides media conversion and distance extension for 100G Ethernet links. The FRM220-100GE-2Q is developed for high capacity and long- distance optical transport solutions. It is a highly integrated platform for providing a unified 100G optical transport layer, supporting various 100G client services including 100GBASE-LR4/100GBASE-ER4 and 100GBASE-SR4. The FRM220-100GE-2Q is hot-swappable with two QSFP28 sockets for 100G QSFP28 transceivers. The installation and setup are simple plug and play. The FRM220-100GE-2Q can be inserted into any powered FRM220- CH20, CH08, CH04 chassis or CH02M, CH02/SMT standalone chassis with QSFP28 transceivers required for the application.

## Features

- Device management via FRM220 chassis with NMC
- 100G link interface — IEEE:100G QSFP28-SR4/LR4/ER4
- QSFP28 ports for flexibility and scalability
- Hot-swap support (module and interfaces)
- Supports BERT test function
- Supports DMI function for QSFP28 module
- Supports Loopback test function
- Supports Auto laser shutdown
- Supports LFPT function
- Supports 25GE with break-out cable

## Specifications

<b>Equipment function</b>	3R Transponder (Regenerator, Reshaper, Retimer)	
<b>Protocol</b>	100GbE	
<b>Forward Error Correction Modes</b>	RS-FEC (100GbE)	
<b>Line Interface</b>	QSFP28	
<b>Client Interface</b>	QSFP28	
<b>Transmission Distance</b>	Up to QSFP28 module	
<b>Power Requirement</b>	Power input 12VDC	
	Power consumption: <18W	
<b>Work Environment</b>	Operating Temperature	0 ~ 40°C
	Storage Temperature	-10 ~ 70°C
	Humidity	5 ~ 90% (non-condensing)
<b>Weight</b>	300g	
<b>Dimension</b>	159.5 × 20.8 × 88mm (D×W×H)	
<b>Certification</b>	CE, FCC	

## Ordering Information

Model Name	Description
FRM220-100GE-2Q	100G 3R QSFP28 to QSFP28 transponder card

## ■ Chassis Option

Model Name	Description
FRM220-CH20(HS)	2U 19", 20 slots rack mount chassis with high speed cooling fan and rack mounting kit
FRM220-AC	Chassis power module 90 ~ 264 VAC, IEC connector, 300W
FRM220-DC48	Chassis power module 36 ~ 60 VDC, 3 pin terminal block, 300W
FRM220-CH02M-AC/DC/AD	2-slot chassis with console port and AC, DC or AD power, with fan
FRM220-CH02/NMC-AC/DC/AD	2-slot chassis with fan, managed via optional NMC card and with AC, DC or AD power
FRM220-CH02/SMT-AC/DC/AD	2-slot chassis with fan, managed via optional NMC card and with AC, DC or AD power plus fan/power alarm detection

## 40G 3R Transponder



The FRM220-40G-2Q is a 40G QSFP+ to 40G QSFP+ 3R transponder that provides media conversion and distance extension for 40G Ethernet links. The FRM220-40G-2Q meets the growing need for more bandwidth for data centers and enterprises. The emergence of high-end servers and Ethernet switches with 40G Ethernet interfaces increases the need for media conversion (multi-mode to single-mode) and link range (single-mode to single mode) extension. The FRM220-40G-2Q is hot-swappable with two QSFP+ sockets for 40G QSFP+ transceivers. The installation and setup is simple plug and play. The FRM220-40G-2Q can be inserted into any powered FRM220-CH20, CH08, CH04 chassis or CH02M, CH02/SMT standalone chassis with QSFP+ transceivers required for the application.

## Features


- Device management via FRM220 chassis with NMC
- Supports 40G repeater mode or Quad 10G optical multiplexer mode
- 40G link interface -- Ethernet/IEEE: 802.3ba 40GESR4/LR4/ER4
- 40G multi-link (fiber) interfaces -- Ethernet/IEEE: 802.3ba XLAUI and OIF: CEI-11G
- QSFP+ ports for flexibility and scalability
- Supports hot-swapping (module and interfaces)
- Supports jumbo frame
- Supports DMI function for QSFP+ fiber module
- RoHS compliant and Lead-Free
- Supports loopback test function
- 3R function (Regenerator, Reshaper, Retimer)
- Supports LFPT function

## Specifications

<b>Equipment function</b>	3R Transponder (Regenerator / Reshaper / Retimer)
<b>Protocol</b>	Multiple functions in one module: 40G converter/repeater—Quad 10G optical multiplexer 40G link interface Ethernet/IEEE 802.3ba 40GE-SR4/LR4/ER4 10G interface: 9.95 ~ 11.3125Gbps
<b>Access Type</b>	40G Ethernet
<b>Interface Type</b>	QSFP+
<b>Transmission Distance</b>	Up to QSFP+ module
<b>Power requirement</b>	Power input 12VDC Power consumption: ≤12W
<b>Work Environment</b>	Operating Temperature 0 ~ 50°C Storage Temperature -10 ~ 70°C Humidity 5 ~ 90% (non-condensing)
<b>Weight</b>	130g
<b>Dimension</b>	159.5 × 20.8 × 88mm (D×W×H)
<b>Certification</b>	CE, FCC



## Application



## Ordering Information

Model Name	Description
FRM220-40G-2Q	40G QSFP+ to 40G QSFP+ 3R transponder card (optional 40G QSFP+ module)

### ■ Chassis Option

Model Name	Description
FRM220-CH20(HS)	2U 19", 20 slots rack mount chassis with high speed cooling fan and rack mounting kit
FRM220-AC	Chassis Power module 100~240 VAC, IEC connector, 200W
FRM220-DC48	Chassis Power module 36~60 VDC, 3 pin terminal block, 200W
FRM220-CH02M-AC/DC/AD	2-slot chassis with console port and AC or DC power, with fan
FRM220-CH02/NMC-AC/DC/AD	2-slot chassis with fan, managed via optional NMC card and with AC, DC or AD power
FRM220-CH02/SMT-AC/DC/AD	2-slot chassis with fan, managed via optional NMC card and with AC, DC or AD power plus fan/power alarm detection

**40G QSFP+ to 4 × 10G SFP+ Transponder**

The FRM220-40G-1Q4S is a 40G QSFP+ to 4 × 10G SFP+ transponder that provides media conversion and distance extension for 40G over 10G links. The FRM220-40G-1Q4S meets the growing need for more bandwidth for data centers and enterprises. The emergence of high-end servers and Ethernet switches with 40G Ethernet interfaces increases the need for media conversion (multi-mode to single-mode) and link range extension. The FRM220-40G-1Q4S is a two slot wide hot-swappable card with one QSFP+ slot for QSFP+ 40G transceiver and four SFP+ slots for SFP+ 10G transceivers. The installation and setup is simple plug and play. The FRM220-40G-1Q4S can be inserted into any powered FRM220-CH20 chassis with QSFP+ and SFP+ transceivers required for the application.

**Features**

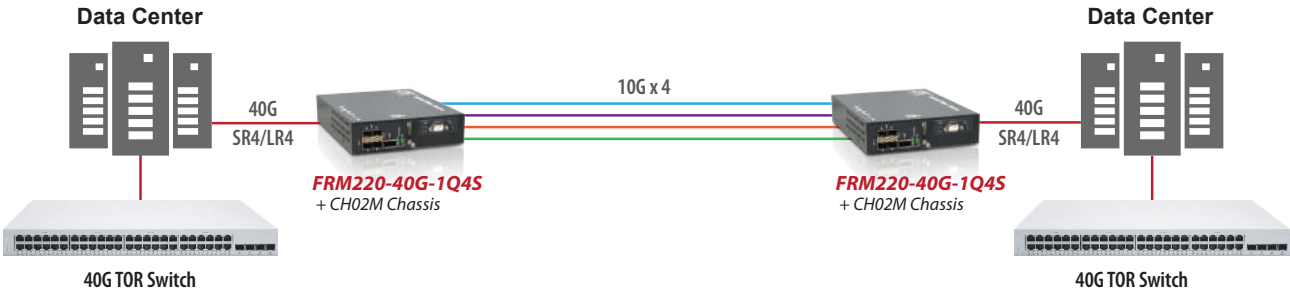
- Device Management via FRM220 Chassis with NMC
- Multiple functions in one module: 40G converter/repeater and Quad 10G optical multiplexer
- 40G link interface -- Ethernet/IEEE: 802.3ba 40GE-LR4
- 40G multi-link (fiber) interfaces -- Ethernet/IEEE: 802.3ba XLAUI and OIF: CEI-11G
- QSFP+ ports for flexibility and scalability
- Hot-swap support (module and interfaces)
- Supports 1 × 40G QSFP+ and 4 × 10G SFP+
- Supports DMI function for QSFP+ & SFP+ module
- Supports Loopback test function
- 3R function
- Supports LFPT function

**Specifications**

<b>Equipment function</b>	3R Transponder, Regenerator, Reshaper, Retimer	
<b>Data Rate</b>	Aggregate Data Rate	32 - 56.8 Gbps
	Data Rate per Lane	8 - 14.2 Gbps
<b>Protocol</b>	CPRI × 16	
	STM - 64	
	OC - 192	
	FC8, FC10	
	10G Ethernet	
<b>Interface Type</b>	40Gbps : QSFP+ (1 port), 10Gbps : SFP+ (4 ports)	
<b>Transmission Distance</b>	depends on QSFP+ & SFP+ module	
<b>Power requirement</b>	Power input 12VDC	
	Power consumption: ≤12W	
<b>Work Environment</b>	Operating Temperature	0 ~ 50°C
	Storage Temperature	-10 ~ 70°C
	Humidity	10 ~ 90% (non-condensing)
<b>Weight</b>	170g	
<b>Dimension</b>	159.5 × 42.1 × 88mm (D×W×H)	
<b>Certification</b>	CE, FCC	

Application

40G SR4/LR4 P to P application



Ordering Information

Model Name	Description
FRM220-40G-1Q4S	40G converter/repeater, Quad 10G Optical Multiplexer module with QSFP Interfaces (optional SFP+, QSFP+)

■ Chassis Option

Model Name	Description
FRM220-CH20(HS)	2U 19", 20 slots rack mount chassis with high speed cooling fan and rack mounting kit
FRM220-AC	Chassis Power module 100~240 VAC, IEC connector, 200W
FRM220-DC48	Chassis Power module 36~60 VDC, 3 pin terminal block, 200W
FRM220-CH02M-AC/DC/AD	2-slot chassis with console port and AC, DC or AD power, with fan
FRM220-CH04A-AC/DC/AD	4-slot chassis with built-in AC, DC or AD power

## 16G 3R Multi-rate Transponder



The FRM220-16G-3R has 4 SFP+ slots that can be configured as a dual channel 16G 3R multi-rate transponder or in a 1-to-2 port protection mode. The device provides a flexible transmission of various protocols, such as 1G/10G Ethernet, SDH STM16/STM64, OTU1/OTU1e/OTU2/OTU2e, Fiber Channel 1/2/4/8/10/16, ODU, OBSAI, CPRI, etc. Using SFP+ ports with dedicated CWDM or DWDM wavelengths, the 16G transponder supports multi-rate functionality with optical data rates from 1Gbps up to 14Gbps. With its functionality the FRM220-16G-3R transponder is also suitable as a repeater for transmission over extended distances. In addition, the use of state of the art components greatly reduces the power requirements and heat dissipation factors over our previous transponders.

## Features

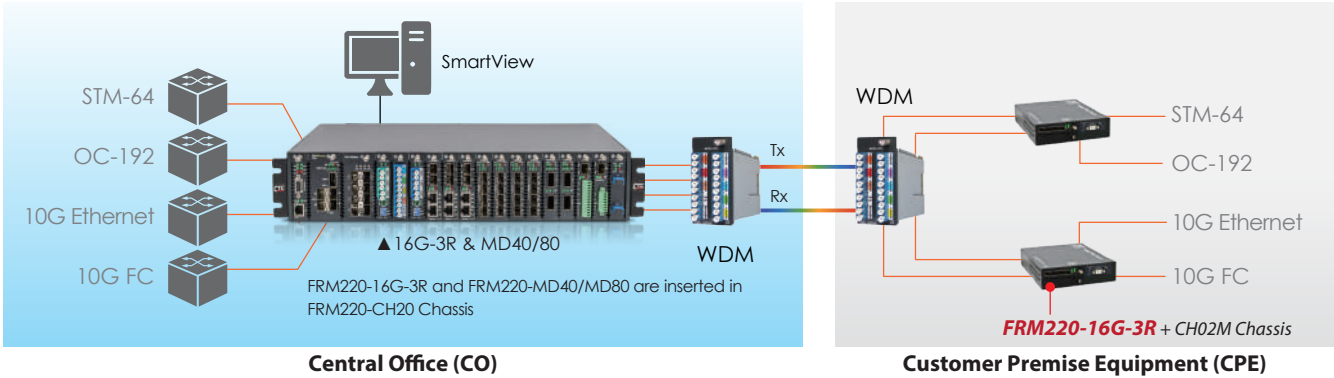
- Multi-rate supports 1Gbps ~ 14Gbps
- Protocol Transparent 3R fiber Media Transponder / Repeater
- Supports 1+1 Optical Line Protection, switching time <50ms
- Supports 2 channels with different bit rate
- Supports Loopback Test
- Supports Auto Laser Shutdown (ALS)
- SFP DDM Information
- Firmware Upgrade
- Setting from DIP Switch, Console, NMC
- Supports LFPT function

## Specifications

<b>Optical Interface</b>	Connector	LC (SFP+, SFP)
	Wavelength	CWDM 1271 ~ 1611nm
		DWDM 1529.5 ~ 1565.50nm
<b>Operation mode</b>	Dual channel mode : Ch 1 SFP1 line / SFP2 client Ch 2 SFP3 line / SFP4 client	
	Protection mode : SFP1 line / SFP2, SFP3 client	
<b>Protocol</b>	SONET	OC-12, OC-24, OC-48, OC-192
	SDH	STM-4, STM-16, STM-64
	Ethernet	1G, 2.5G, 10G
	OTU	10GE OTU2e, 10GE OTU1e, STM-64 OTU2, STM-16 OTU1, 10GFC OTU2
	ODU	10GE ODU2e, 10GE ODU1e, STM-64 ODU2, STM-16 ODU1
	OBSAI	OBSAI × 1, × 2, × 4, × 8
	CPRI	CPRI × 1, × 2, × 4, × 5, × 8, × 10, × 16, × 20
	Fiber Channel	1/2/4/8/10/16G FC
<b>Regeneration</b>	Re-Amplification, Re-Shaping, Re-Timing	
<b>LEDs</b>	Power, System, Mode, Test, FX1 Link, FX2 Link, FX3 Link, FX4 Link	
<b>Power</b>	Input	12V / 1A
	Power Consumption	< 8W
<b>Size</b>	Dimensions	Card: 155 × 20.8 × 88mm (D×W×H)
	Weight	150g
<b>Environment</b>	Operating Temperature	0 ~ 50°C
	Storage Temperature	-10 ~ 70°C
	Humidity	10 ~ 90%
	Certification	CE, FCC
	MTBF	65000 hrs
<b>Dimension</b>	159.5 × 20.8 × 88mm (D×W×H)	

# 16G Transponder

16G-3R CWDM P to P application



## Ordering Information

Model Name	Description
FRM220-16G-3R	2 Channels 16Gbps 3R Multi-rate transponder card (optional SFP+)

### ■ Chassis Option

Model Name	Description
FRM220-CH20(HS)	2U 19", 20 slots rack mount chassis with high speed cooling fan and rack mounting kit
FRM220-AC	Chassis Power module 100~240 VAC, IEC connector, 200W
FRM220-DC48	Chassis Power module 36~60 VDC, 3 pin terminal block, 200W
FRM220-CH02M-AC/DC/AD	2-slot chassis with console port and AC or DC power, with fan
FRM220-CH04A-AC/DC/AD	2-slot chassis with fan, managed via optional NMC card and with AC, DC or AD power
FRM220-CH02/SMT-AC/DC/AD	2-slot chassis with fan, managed via optional NMC card and with AC, DC or AD power plus fan/power alarm detection

## 10G 3R Multi-rate Transponder with Optical Line Protection



The FRM220-10G-3R has 4 SFP+ slots that can be configured as a dual channel 10G 3R multi-rate transponder or in a 1-to-2 port protection mode. The device provides a flexible transmission of various protocols, such as 1G/10G Ethernet, SDH STM16/STM64, OTU1/OTU1e/OTU2/OTU2e, Fiber Channel 1/2/4/8/10, OBSAI, CPRI, etc. Using SFP+ ports with dedicated CWDM or DWDM wavelengths, the 10G transponder supports multi-rate functionality with optical data rates from 1Gbps up to 10Gbps. With its functionality the FRM220-10G-3R transponder is also suitable as a repeater for transmission over extended distances. In addition, the use of state of the art components greatly reduces the power requirements and heat dissipation factors over our previous transponders.

## Features

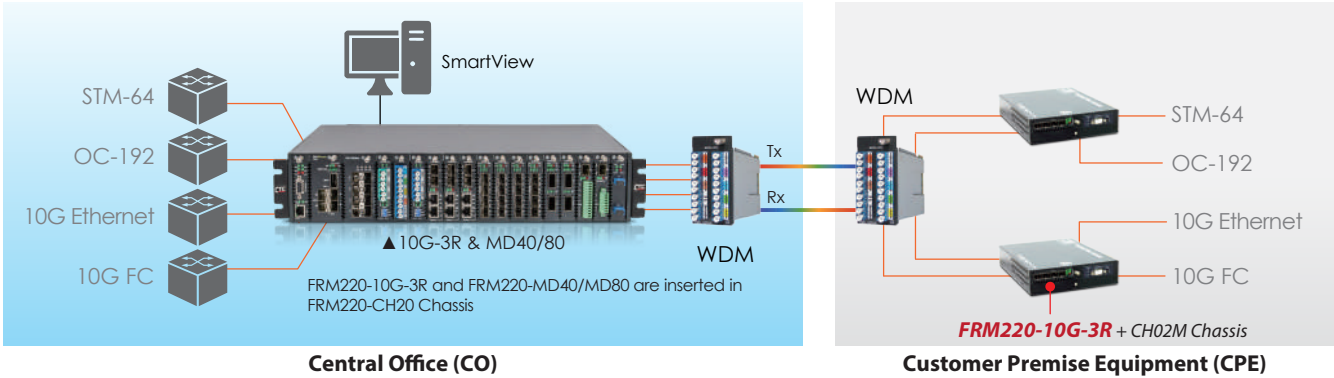
- Multi-rate supports 1Gbps ~ 10Gbps
- Protocol Transparent 3R fiber Media Transponder / Repeater
- Supports 1+1 Optical Line Protection, switching time <50ms
- Supports 2 channels with different bit rate
- Supports Loopback Test.
- Supports 1550nm ITU-T C-band tunable DWDM SFP+ Transceiver
- SFP DDM Information
- Firmware Upgrade
- Setting from DIP Switch, Console, NMC
- Supports Auto Laser Shutdown (ALS)
- Supports LFPT function

## Specifications

<b>Optical Interface</b>	Connector	LC (SFP+, SFP)
	Wavelength	CWDM 1271 ~ 1611nm
		DWDM 1529.5 ~ 1565.50nm
<b>Operation mode</b>	Dual channel mode : Ch 1 SFP1 line / SFP2 client Ch 2 SFP3 line / SFP4 client	
	Protection mode : SFP1 line / SFP2, SFP3 client	
<b>Protocol</b>	SONET	OC-12, OC-24, OC-48, OC-192
	SDH	STM-4, STM-16, STM-64
	Ethernet	1G, 2.5G, 10G
	OTU	10GE OTU2e, 10GE OTU1e, STM-64 OTU2, STM-16 OTU1, 10GFC OTU2
	ODU	10GE ODU2e, 10GE ODU1e, STM-64 ODU2, STM-16 ODU1
	OBSAI	OBSAI × 1, × 2, × 4, × 8
	CPRI	CPRI × 1, × 2, × 4, × 5, × 8, × 10, × 16, × 20
	Fiber Channel	1/2/4/8/10G FC
<b>Regeneration</b>	Re-Amplification, Re-Shaping, Re-Timing	
<b>LEDs</b>	Power, System, Mode, Test, FX1 Link, FX2 Link, FX3 Link, FX4 Link	
<b>Power</b>	Input	12V / 1A
	Power Consumption	< 8W
<b>Size</b>	Dimensions	Card: 155 × 20.8 × 88mm (D×W×H)
	Weight	150g
<b>Environment</b>	Operating Temperature	0 ~ 50°C
	Storage Temperature	-10 ~ 70°C
	Humidity	10 ~ 90%
	Certification	CE, FCC
	MTBF	65000 hrs
<b>Dimension</b>	159.5 × 20.8 × 88mm (D×W×H)	

Application

10G-3R CWDM P to P application



Ordering Information

Model Name	Description
FRM220-10G-3R	2 Channels 10Gbps 3R Multi-rate transponder card (optional SFP+)

■ Chassis Option

Model Name	Description
FRM220-CH20(HS)	2U 19", 20 slots rack mount chassis with high speed cooling fan and rack mounting kit
FRM220-AC	Chassis Power module 100~240 VAC, IEC connector, 200W
FRM220-DC48	Chassis Power module 36~60 VDC, 3 pin terminal block, 200W
FRM220-CH02M-AC/DC/AD	2-slot chassis with console port and AC or DC power, with fan
FRM220-CH04A-AC/DC/AD	2-slot chassis with fan, managed via optional NMC card and with AC, DC or AD power
FRM220-CH02/SMT-AC/DC/AD	2-slot chassis with fan, managed via optional NMC card and with AC, DC or AD power plus fan/power alarm detection



## 4G 3R Multi-rate Transponder



The FRM220-4G-3R has 4 SFP slots that can be configured as a dual channel 4G 3R multi-rate transponder or in a 1-to-2 port protection mode. The device provides a flexible transmission of various protocols, such as 1G Ethernet, SDH STM-16, OC-24, OC48, Fiber Channel 1/2/4, OBSAI, CPRI, etc. Using SFP ports with dedicated CWDM or DWDM wavelengths, the FRM220-4G-3R transponder supports multi-rate functionality with optical data rates from 1Gbps up to 4.25Gbps. With its functionality the FRM220-4G-3R transponder is also suitable as a repeater for transmission over extended distances. In addition, the use of state of the art components greatly reduces the power requirements and heat dissipation factors over our previous transponders.

## Features

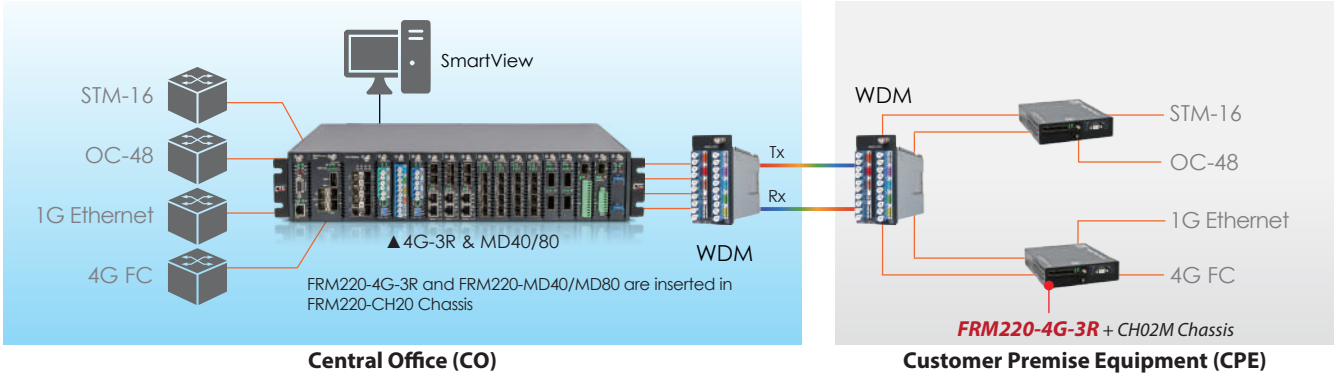
- Multi-rate supports 1Gbps ~ 4.25Gbps
- Protocol Transparent 3R fiber Media Transponder / Repeater
- Supports 1+1 Optical Line Protection, switching time <50ms
- Supports 2 channels with different bit rate
- Supports Loopback Test
- SFP DDM Information
- Firmware Upgrade
- Setting from DIP Switch, Console, NMC
- Supports Auto Laser Shutdown (ALS)
- Supports LFPT function

## Specifications

<b>Optical Interface</b>	Connector	LC (SFP)
	Wavelength	CWDM 1271 ~ 1611nm
		DWDM 1529.5 ~ 1565.50nm
<b>Operation mode</b>	Dual channel mode : Ch 1 SFP1 line / SFP2 client Ch 2 SFP3 line / SFP4 client	
	Protection mode : SFP1 line / SFP2, SFP3 client	
<b>Protocol</b>	SONET	OC-12, OC-24, OC-48
	SDH	STM-4, STM-16
	Ethernet	1G
	OBSAI	OBSAI × 1, × 2, × 4
	CPRI	CPRI × 1, × 2, × 4, × 5
	Fiber Channel	1/ 2/4G FC
<b>Regeneration</b>	Re-Amplification, Re-Shaping, Re-Timing	
<b>LEDs</b>	Power, System, Mode, Test, FX1 Link, FX2 Link, FX3 Link, FX4 Link	
<b>Power</b>	Input	12V / 1A
	Power Consumption	< 8W
<b>Size</b>	Dimensions	159.5 × 20.8 × 88mm (D×W×H)
	Weight	150g
<b>Environment</b>	Operating Temperature	0 ~ 50°C
	Storage Temperature	-10 ~ 70°C
	Humidity	10 ~ 90%
	Certification	CE, FCC
	MTBF	65000 hrs

# 4G Transponder

## 4G-3R CWDM P to P application



## Ordering Information

Model Name	Description
FRM220-4G-3R	2 Channels 4Gbps 3R Multi-rate transponder card (optional SFP)

### ■ Chassis Option

Model Name	Description
FRM220-CH20(HS)	2U 19", 20 slots rack mount chassis with high speed cooling fan and rack mounting kit
FRM220-AC	Chassis Power module 100~240 VAC, IEC connector, 200W
FRM220-DC48	Chassis Power module 36~60 VDC, 3 pin terminal block, 200W
FRM220-CH02M-AC/DC/AD	2-slot chassis with console port and AC or DC power, with fan
FRM220-CH04A-AC/DC/AD	2-slot chassis with fan, managed via optional NMC card and with AC, DC or AD power
FRM220-CH02/SMT-AC/DC/AD	2-slot chassis with fan, managed via optional NMC card and with AC, DC or AD power plus fan/power alarm detection

## Single Channel EDFA Preamp



The FRM220-OAP17 is a single channel optical amplifier/preamp module that provides multi-function, low noise, Erbium-Doped Fiber Amplifier (EDFA) solutions for metro Dense Wavelength Division Multiplexing (DWDM) applications. The FRM220-OAP17 operates at the receiving end of an optical link. It features medium to low input power sensitivity, medium output power, and medium gain and is designed for optical amplification to compensate for losses in a De-multiplexer located near the optical receiver. The FRM220-OAP17 provides Automatic Gain Control (AGC) via rack management or RS-232 console interface. Its fast-transient suppression feature allowing the output power to be kept at a constant level when there are fast changes in input power.

## Features

- Automatic Gain Control (AGC)
- Advanced performance monitoring
- Input and output power levels
- Up to 17 dBm output power
- Gain flattening filters (GFF) assure flat gain (<1dB variance) over the entire amplified C-band
- LC/UPC connector
- Hot-swap support
- Single channel EDFA with FRM220 chassis rack management

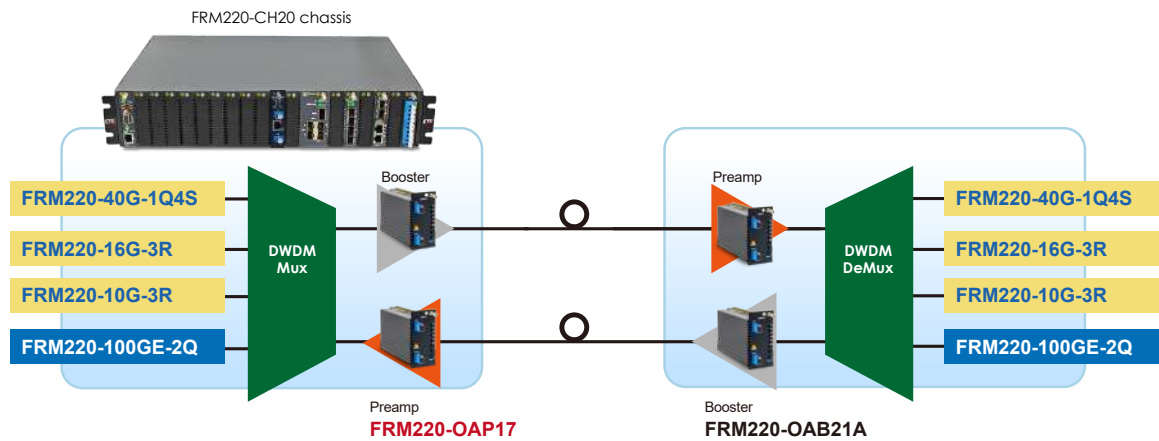
## Applications

- Metropolitan WAN network system
- C-Band DWDM network system Input and output power levels
- CATV transmission system

## Specifications

Operating wavelength	1528 ~ 1563nm
Input power	-35 ~ -10dBm
Signal gain	25 ~ 35dB
Total saturated output power	+17dBm
Gain flatness (Max.)	≤ ±1.0dB
Noise figure	5.5dB (Typ)
Polarization dependent gain (Max.)	0.5dB
Polarization mode dispersion (Max.)	0.5ps
Output power stability (Max.)	±0.1dB
Return loss (Min.)	45dB
Connector	LC/UPC
Control mode	AGC
Operation case temperature	0 ~ 65°C
Relative humidity (non-condensing)	5 ~ 85%
Laser Class	Class 1M
Power consumption	10W
Dimension	159.5 × 42.1 × 88mm (D×W×H)

EDFA booster/Preamp DWDM P to P application



Ordering Information

Model Name	Description
FRM220-OAP17	DWDM C -band EDFA preamp card 17dBm with automatic gain control (AGC)

■ Chassis Option

Model Name	Description
FRM220-CH20(HS)	2U 19", 20 slots rack mount chassis with high speed cooling fan and rack mounting kit
FRM220-AC(HP)	Chassis power module 90 ~ 264 VAC, IEC connector, 300W
FRM220-DC48(HP)	Chassis power module 36 ~ 60 VDC, 3 pin terminal block, 300W
FRM220-CH02M-AC/DC/AD	2-slot chassis with console port and AC, DC or AD power, with fan
FRM220-CH04A-AC/DC/AD	4-slot chassis with built-in AC, DC or AD power

## Single Channel EDFA Booster



The FRM220-0AB15 is a FRM220 chassis rack managed single channel Erbium Doped Fiber Amplifier (EDFA) booster line card for C-band. It has a large dynamic range while providing excellent broadband noise performance. It provides Automatic constant output Power Control (APC) and Automatic Constant Current (ACC) via rack management or RS-232 console interface. Its fast transient suppression feature allowing the output power to be kept at a constant level when there are fast changes in input power.

## Features

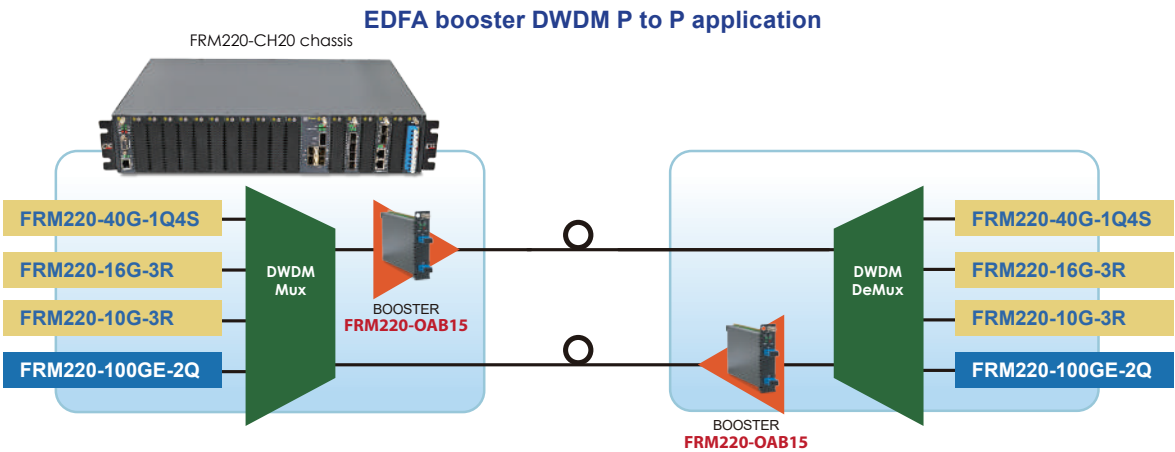
- Single channel EDFA with FRM220 chassis rack management
- Up to 15 dBm output power
- Output level constant control mode
- Output current constant control mode
- Low noise figure
- Low power dissipation

## ■ Applications

- Booster Amplifier for 10Gbps, 40Gbps, and 100Gbps applications
- Long haul C - band DWDM applications

## Specifications

Parameter	Specifications		Remarks
	Min.	Max.	
Wavelength Bandwidth	1528nm	1562nm	
Input Power Range	-10dBm	0dBm	
Output Power Range		+15dBm	@ Input Power = -6~-0dBm
Noise Figure		7.0dBm	@ -6dBm input with 16dB gain
PDG		0.5dBm	
PMD		0.5ps	
Power Consumption		2W	
Operation Temperature	-5°C	+70°C	
Storage Temperature	-20°C	+70°C	
Transportation Temperature	-40°C	+85°C	72 hrs max.
Dimensions	159.5 × 20.8 × 88 (D×W×H)		



Ordering Information

Model Name	Description
FRM220-OAB15	DWDM C-band EDFA Booster card 15dBm

## Single Channel EDFA Booster 21dB



The FRM220-OAB21A is a single channel optical amplifier/booster module that provides multi-function, low noise, Erbium-Doped Fiber Amplifier (EDFA) solutions for metro Dense Wavelength Division Multiplexing (DWDM) applications. The FRM220-OAB21A operates at the transmission side of the link. It features high input power, high output power, and medium optical gain and is designed to amplify aggregated optical input power for reach extension. The FRM220-OAB21A provides Automatic Gain Control (AGC) via rack management or RS-232 console interface. Its fast-transient suppression feature allows the output power to be kept at a constant level when there are fast changes in input power.

## Features

- Automatic Gain Control (AGC)
- Advanced performance monitoring
- Input and output power levels
- Up to 21 dBm output power
- Gain flattening filters (GFF) assure flat gain (<0.75 dB variance) over the entire amplified C-band.
- LC/UPC connector
- Hot-swap support
- Single channel EDFA with FRM220 chassis rack management

## Applications

- Metropolitan WAN network system
- C-Band DWDM network system
- CATV transmission system

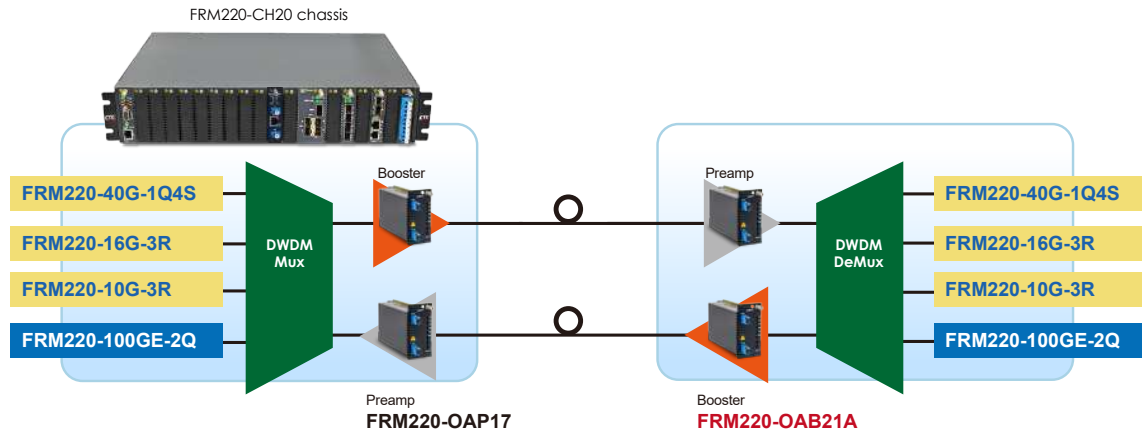
## Specifications

Operating wavelength	1528 ~ 1563nm
Input power	-20 ~ +5dBm
Signal gain	15 ~ 25dB
Total output power	-5 ~ +21dBm
Total saturated output power	+21dBm
Gain flatness (Max.)	≤ ±0.75dB
Noise figure	5.5dB (Typ)
Polarization dependent gain (Max.)	0.5dB
Polarization mode dispersion (Max.)	0.5ps
Output power stability (Max.)	±0.1dB
Return loss (Min.)	45dB
Connector	LC/UPC
Control mode	AGC
Operation case temperature	0 ~ 65°C
Relative humidity (non-condensing)	5 ~ 85%
Laser Class	Class 1M
Power consumption	14W
Dimension	159.5 × 42.1 × 88mm (D×W×H)



Application

EDFA booster/Preamp DWDM P to P application



Ordering Information

Model Name	Description
FRM220-OAB21A	DWDM C -band EDFA booster card 21dBm with automatic gain control (AGC)

■ Chassis Option

Model Name	Description
FRM220-CH20(HS)	2U 19", 20 slots rack mount chassis with high speed cooling fan and rack mounting kit
FRM220-AC(HP)	Chassis power module 90 ~ 264 VAC, IEC connector, 300W
FRM220-DC48(HP)	Chassis power module 36 ~ 60 VDC, 3 pin terminal block, 300W
FRM220-CH02M-AC/DC/AD	2-slot chassis with console port and AC, DC or AD power, with fan
FRM220-CH04A-AC/DC/AD	4-slot chassis with built-in AC, DC or AD power

# FRM220-OPS51

# FRM220-OPS52

## Fiber Optical Protection Switch



The FRM220-OPS Series are able to provide fiber path redundancy on a channel by channel basis. These units are particularly well suited for protection in any type of fiber data transmission, including CWDM & DWDM links. The OPS52 includes monitoring capabilities for both the working and protected path fibers. In case of a fiber cut in the active path, traffic will be switched over to the protected path in less than 50ms (FRM220-OPS51) or 20ms (FRM220-OPS52). Monitoring is available through SNMP Management when both card is placed in FRM220 rack with SNMP management. The management can view the converter card's status, type, version, fiber link status and alarms. The card can be configured to enable or disable the port, reset the port, and configure receive threshold levels for path switching.

## Features

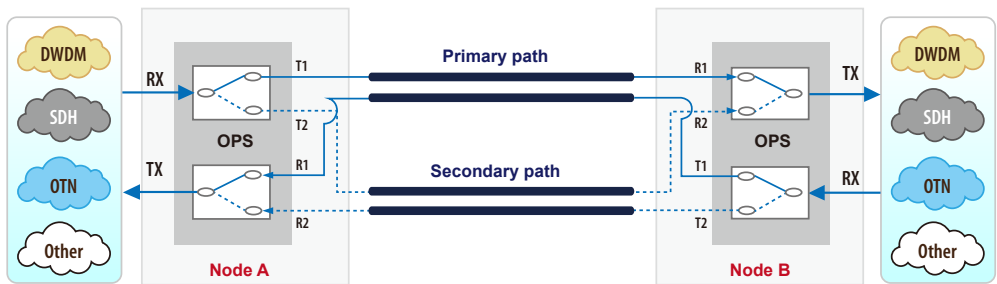
- Latch feature, if power is lost the switch remains in its current state
- Protection transition < 50 ms (FRM220-OPS51)
- Protection transition < 20 ms (FRM220-OPS52)
- Works with any combination of 1 ~16 wavelengths
- Traffic is switched in one of three modes : revertive,
- non-revertive, manual (OPS52) or non-revertive, manual (OPS51)
- Programmable Rx threshold setting for switch-over
- Optical Interface Type : LC connectors
- Working and protected lines are physically separated fiber
- Supports auto-switching delay time can be set in auto-switch mode

## Specifications

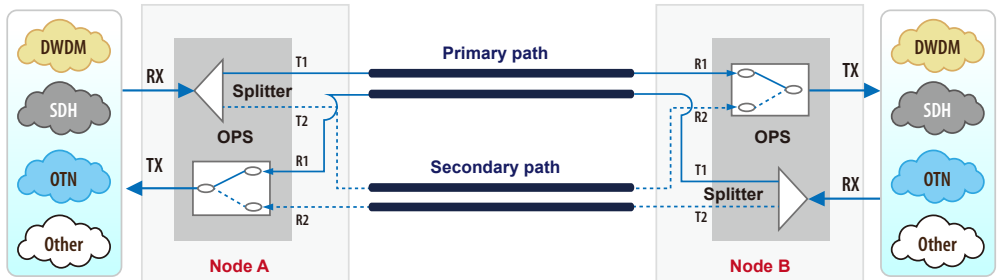
<b>Connector</b>	LC/PC
<b>LEDs</b>	Power System, Working Path, Protection Path, Work mode
<b>Power</b>	DC 12V In
<b>Operating Wavelength</b>	1261 ~ 1621
<b>Switch Type</b>	2x1 / Latching
<b>Input Power (Optical)</b>	-35~5dBm
<b>Accuracy</b>	≤ 2dBm
<b>Insertion Loss</b>	≤ 3dB (Pair) (FRM220-OPS51) ≤ 5.5dB (Pair) (FRM220-OPS52)
<b>Return Loss</b>	≥ 45dB
<b>Cross-talk</b>	≥ 60dB
<b>Polarization Dependent Loss (PDL)</b>	≤ 0.1dB
<b>Input Power Sensitivity</b>	-35dBm
<b>Restoration Time</b>	≤20ms
<b>Power Consumption</b>	< 3W
<b>Dimensions</b>	159.5 × 20.8 × 88mm (D×W×H)
<b>Weight</b>	130g
<b>Temperature</b>	0 ~ 50°C (Operating), -10 ~ 70°C (Storage)
<b>Humidity</b>	5%RH to 95%RH non-condensing
<b>Certification</b>	CE, FCC
<b>MTBF</b>	65,000 hours

Application

FRM220-OPS51  
Working Theory



FRM220-OPS52  
Working Theory



Ordering Information

Model Name	Description
FRM220-OPS51	1:1 optical line protection switch card, dual fiber on WAN port, LC/PC connector
FRM220-OPS52	1+1 optical line protection switch card, dual fiber on WAN port, LC/PC connector

**1:1 Multi-mode Optical Protection Switch**

The FRM220-OPS51M is a Multi-mode Fiber Optical Protection Switch that is able to provide Multi-mode fiber path redundancy on a channel by channel basis. This unit is particularly well suited for protection in 50/125um Multi-mode 850nm type of fiber data transmission. This solution includes monitoring capabilities for the working fiber only. In case of a fiber cut in the active path, traffic will be switched over to the protected path in less than 50ms. Monitoring is available through SNMP Management when both card is placed in FRM220 rack with SNMP management. The management can view the converter card's status, type, version, fiber link status and alarms. The card can be configured to enable or disable the port, reset the port, and configure receive threshold levels for path switching.

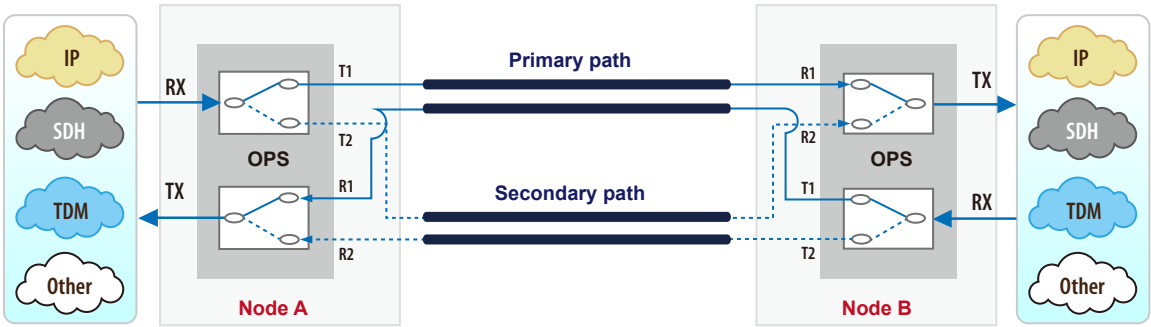
**Features**

- Latch feature, if power is lost the switch remains in its current state
- Work with Multi-mode 850 wavelength
- Traffic is switched in one of two modes : non-revertive, manual
- Programmable RX threshold setting for switch-over
- Optical interface type : LC connector
- Working and protected lines are physically separated fiber
- High channel isolation
- Highly stable and reliable

**Specifications**

<b>Connector LC / PC</b>	LC / PC
<b>LEDs</b>	Power System, Working Path, Protection Path, Work mode
<b>Power</b>	DC 12V In
<b>Operating Wavelength</b>	850nm
<b>Fiber Type</b>	Multimode 50/125um
<b>Switch Type</b>	2x1 / Latching
<b>Input Power (Optical)</b>	-30~5dBm
<b>Insertion Loss</b>	≤ 3dB (Pair)
<b>Return Loss</b>	≥ 30dB (SM)
<b>Cross-talk</b>	≥ 30dB (SM)
<b>Restoration Time</b>	≤20ms
<b>Power Consumption</b>	< 3W
<b>Dimensions</b>	159.5 × 20.8 × 88mm (D×W×H)
<b>Weight</b>	130g
<b>Temperature</b>	0 ~ 50°C (Operating), -10 ~ 70°C (Storage)
<b>Humidity</b>	5%RH to 95%RH non-condensing
<b>Certification</b>	CE, FCC
<b>MTBF</b>	65,000 hours

## Application



## Ordering Information

Model Name	Description
FRM220-OPS51M	1:1 multi-mode fiber optical line protection switch card, dual fiber on WAN port, LC/PC connector

## DWDM Mux/DeMux



CTC Union DWDM MUX DEMUX Modules, with 100GHz channel spacing, can be used to combine or separate wavelength channels at standard ITU grid. We supply the common configuration including 4, 8, 16 channels. These DWDM modules passively multiplex the optical signal outputs from 4 or more electronic devices, and send them over a single optical fiber and then de-multiplex the signals into separate, distinct signals for input into electronic devices at the other end of the fiber optic link. All the DWDM MUX DEMUX modules provide excellent optical performance and high reliability to ease of fiber handling and power saving solution.

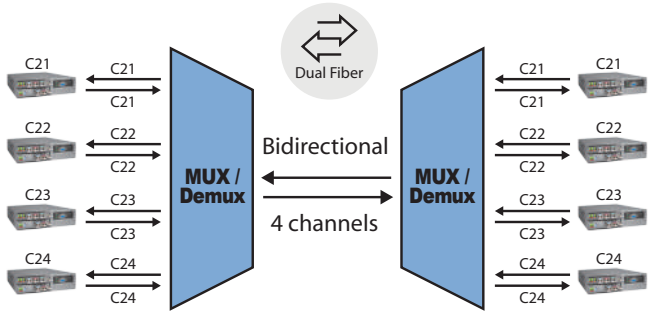
## Features

- Low Optical Insertion Loss
- High channel isolation
- Low PDL
- Good channel-to-channel uniformity
- Exceptional reliability and stability
- Reliable passive WDM optical technology
- Scales easily for ring networks
- Compliance with RoHS

## Specifications

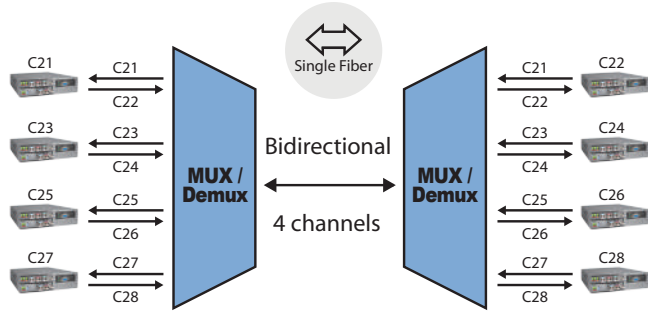
Item	100GHz DWDM	
Type	Mux	DeMux
Channel No.	4 / 8 / 16	
Center Wavelength, nm	Ch 21~60 or ITU Standard (specify)	
Channel Spacing, nm	0.8	
Channel Spacing, GHz	100	
Passband @0.5dB, nm	ITU $\pm$ 0.1	
Insertion Loss, dB for 4 channel	$\leq 2.0$	
Insertion Loss, dB for 8 channel	$\leq 3.5$	
Insertion Loss, dB for 16 channel	$\leq 4.5$	
Adjacent Channel Isolation, dB	N/A	$\geq 25$
Non-adjacent Channel Isolation, dB	N/A	$\geq 35$
Uniformity, dB	$\leq 1.5$ (Mux-DeMux Pair only)	
Directivity, dB	$\geq 45$	
Optical Input Return Loss, dB	$\geq 45$	
Polarization Dependent Loss, dB	$\leq 0.15$	
Polarization Mode Dispersion (PMD), ps	$\leq 0.1$	
Thermal Stability Drift, pm/°C	$\leq 1$	
Max. Optical Power, mW	300	
Max. Tensile Load, N	5	
Storage Temperature, °C	-40~85	
Operating Temperature, °C	0~70	
Dimensions	4ch: 159.5 × 20.8 × 88mm (D×W×H)	8ch: 159.5 × 42.1 × 88mm (D×W×H)

Figure 1 :



The DWDM transceivers connected to DWDM Mux/Demux should have the same wavelength as the client.

Figure 2 :



The DWDM transceivers should have the same wavelength as the transmit wavelength of the client port.

## Ordering Information

Model Name	Description
FRM220-DWMD401-C21C24	FRM220 DWDM 100GHz 4 channels MUX/DEMUX, C21~ C24, LC/UPC, dual fiber on WAN port
FRM220-DWMD801-C21C28	FRM220 DWDM 100GHz 8 channels MUX/DEMUX C21 ~ C28 LC/UPC, dual fiber on WAN port
FRM220-DWMX1601-C21C36	FRM220 DWDM 100GHz 16 channels MUX C21 ~ C36 LC/UPC, single fiber on WAN port
FRM220-DWDX1601-C21C36	FRM220 DWDM 100GHz 16 channels DEMUX C21~ C36 LC/UPC, single fiber on WAN port



## CWDM Mux/DeMux



The FRM220-CWMD Mux/DeMux are modular design cards that support ITU-T G.694.2 wavelengths between 1271nm to 1611nm in 20nm increments. The FRM220-CWMD modules are protocol and rate transparent allowing different services such as 10G Ethernet, 10GFC, STM-64, OC-192 to be transported across the same fiber link. The passive FRM220-CWMD Mux/DeMux modules are available in 4 and 8-Channel (wavelength) models, supporting a variety of wavelength combinations and port configurations. The small and compact size of the CWDM modules yields one of the highest port densities in the industry. A 2U high 19-module FRM220 chassis populated with modules can yield up to 120 channels of capacity. FRM220-CWMD modules are passive devices that require no external power. They can also be installed in an FRM220 powered chassis with a NMC management module<sup>1</sup> and can be managed using SmartView EMS device management software, third-party SNMP software, Telnet or a serial console port. The modules can be installed in any FRM220 chassis equipped with other FRM220 media converters and transponders to provide a multi-service platform capable of delivering Ethernet, TDM, Voice and other services across a CWDM fiber common link.

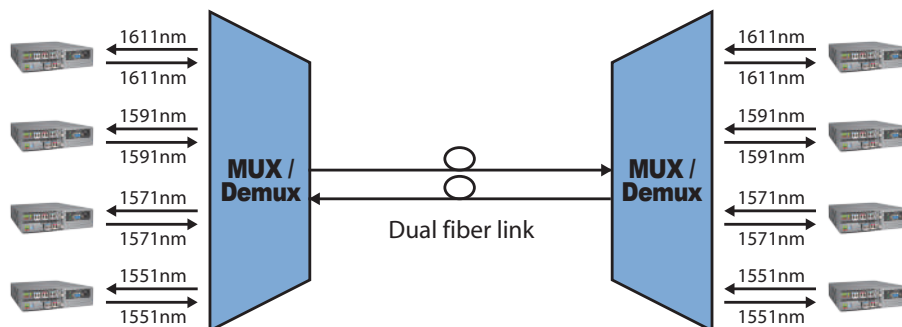
## Features

- Full native mode performance
- Passive model requires no power
- Protocol transparent, no limitation
- Utilizes industry standard ITU CWDM wavelength
- Standard LC connectors
- Passive device that can be installed in a powered chassis for managed applications
- Integration with Transponder in FRM220 chassis for CWDM application

## Specifications

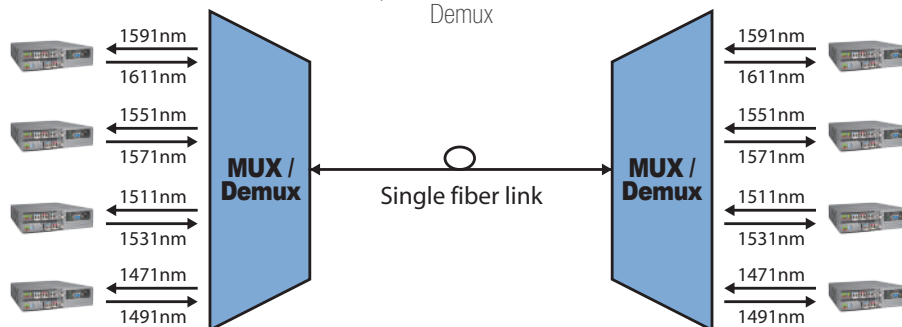
<b>Channel</b>	4 or 8 channels
<b>Standards</b>	ITU-T G.694.2
<b>Wavelength</b>	1271 ~ 1611nm
<b>Insertion Loss</b>	4ch < 1.8dB, 8ch < 3.0dB
<b>Return Loss</b>	>45dB
<b>Option</b>	Upgrade port Wide 1310 ± 50 nm
<b>Line Link</b>	Single fiber or two fiber
<b>Connector</b>	LC / UPC
<b>Dimension</b>	4ch : 159.5 × 20.8 × 88mm (D×W×H) 8ch : 159.5 × 42.1 × 88mm (D×W×H)
<b>Weight</b>	4ch : 200g 8ch : 380g
<b>Temperature</b>	0 ~ 50°C (Operating) -40 ~ 70°C (Storage)
<b>Humidity</b>	0 ~95% (non-condensing)
<b>Certification</b>	CE, FCC

Figure 1 :



4 channels Duplex Transmission CWDM Mux &amp; Demux

Figure 2 :



4 channels Bi-Directional Transmission CWDM Mux &amp; Demux

## Ordering Information

Model Name	Description
Dual Fiber CWDM Mux/Demux	
FRM220-CWMD40-5157	4Ch TX/RX(1511, 1531, 1551, 1571nm), LC/UPC
FRM220-CWMD40-5561	4Ch TX/RX(1551, 1571, 1591, 1611nm), LC/UPC
FRM220-CWMD80-4761	8Ch TX/RX(1471 ~ 1611nm), LC/UPC
Single Fiber CWDM Mux/Demux	
FRM220-CWMD40A-4761	4Ch, TX(1471, 1511, 1551, 1591nm), RX(1491, 1531, 1571, 1611nm) type A, LC/UPC
FRM220-CWMD40B-4761	4Ch, TX(1491, 1531, 1571, 1611nm), RX(1471, 1511, 1551, 1591nm) type B, LC/UPC
FRM220-CWMD81A-2759	8ch, TX(1271,1311,1351,1431,1471,1511,1551,1591nm), RX(1291,1331,1411,1451,1491,1531,1571,1611 nm) type A, with monitor port, LC/UPC
FRM220-CWMD81B-2961	8ch, TX(1291,1331,1411,1451,1491,1531,1571,1611nm), RX(1271,1311,1351,1431,1471,1511,1551,1591 nm) type B, with monitor port, LC/UPC

**Ethernet Bridge over E1**

- HDLC
- MTU 2046bytes
- Unframed E1



The FRM220A-Eoe1/G is an Ethernet over E1 Bridge for cost-effective connection of 10/100Base-TX LANs over a single E1 transport. By using standard HDLC encapsulation, the FRM220A-Eoe1/G is able to transmit up to a 2M bits Ethernet over an E1 link. The FRM220A-Eoe1/G supports an E1 attenuation of up to 43 dB on twisted pair or coax cable, which provides an approximate operating range up to 2km (using 22AWG). The FRM220A-Eoe1/G fully meets E1 specifications including ITU-T G.704 and G.823. The Ethernet copper interface supports auto-negotiation and auto MDI/MDIX, allowing plug-and-play Ethernet connection without any additional configuration. When placed in FRM220 system, the Ethernet may be aggregated to the chassis's built in Ethernet switch. When placed in a single slot chassis and used standalone without management, the card may be configured by serial terminal.

**Features**

- Connects one Fast Ethernet over E1 links (2.048Mbps)
- Built-in bridge operates at WAN rate
- Auto-Negotiation
- Unbalanced E1/BNC or balanced E1/RJ45
- LED Alarm indication
- Standalone RS232 console management via CH01M

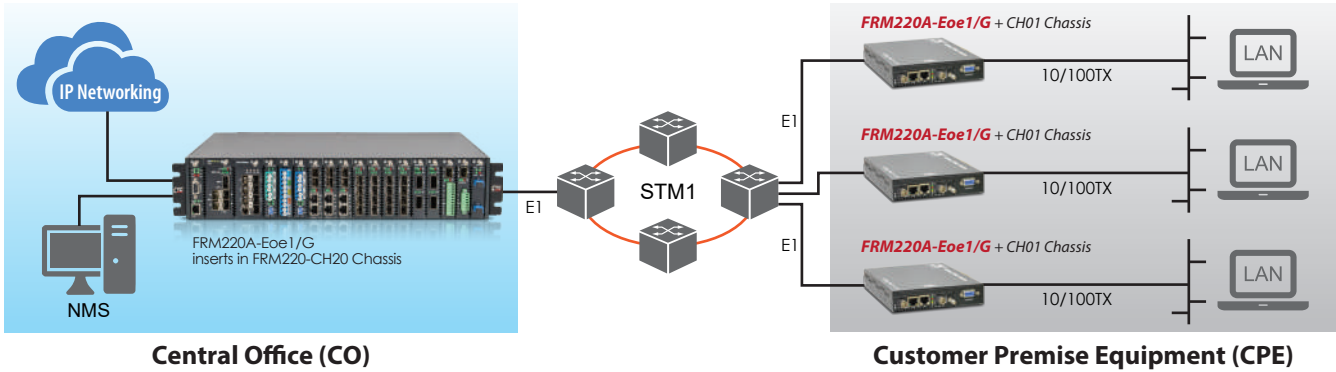
**Specifications**

<b>E1 Interface</b>	Framing	Unframed
	Standard	ITU-T G.703/G.704/G.706 & G.732, G.823
	Bit rate	2.048Mbps± 50ppm
	Line code	HDB3
	Clock setting	Internal OSC or recovery clock
	Receive level	-43dB
	Line impedance	75 ohm (BNC) / 120 ohm (RJ-45)
	Jitter Performance	Complies with ITU-T G.823
	Pulse Mask	Complies with ITU-T G.703
	Pulse amplitude	Nominal 2.37V ± 10%
	Delay Variance	220ms
	Connector	RJ-45, BNC
<b>Ethernet Interface</b>	Diagnostics	Digital remote loopback
	Standards	IEEE 802.3, 802.3u
<b>Ethernet Interface</b>	Data rate	10/100Base-TX
	MTU	2046bytes
<b>Connector</b>	RJ45	10/100Base-T
<b>Indications</b>	Power, ALM, E1 signal loss, E1 Alarm (AIS, LOF, RAI, LOMF), LAN link /ACT, 10/100M	
<b>Power Input</b>	12VDC	
<b>Power Consumption</b>	< 6W	
<b>Dimensions</b>	159.5 × 20.8 × 88mm (D×W×H)	
<b>Weight</b>	DC12 : 280g AC/DC 48/AD : 580g	
<b>Temperature</b>	0 ~ 50°C (Operating), -10 ~ 70°C (Storage)	
<b>Humidity</b>	10 ~ 90% RH (non-condensing)	
<b>Certifications</b>	CE, FCC, RoHS compliant	
<b>MTBF</b>	65,000 hrs	

# Ethernet over E1 Converter with In-Band Management

5

## Application



## Ordering Information

Model Name	Description
FRM220A-Eoe1/G	10/100Base-TX to E1 bridge operates at WAN

**Ethernet Bridge over E1**

- HDLC
- MTU 1522bytes
- Framed / Unframed E1



The FRM220-Eoe1 is an Ethernet over E1 Bridge for cost-effective connection of 10/100Base-TX LANs over a single E1 transport. By using standard HDLC encapsulation, the FRM220-Eoe1 is able to transmit up to a 2M bits Ethernet over an E1 link. The FRM220-Eoe1 supports an E1 attenuation of up to 43 dB on twisted pair or coax cable, which provides an approximate operating range up to 2km (using 22AWG). The FRM220-Eoe1 fully meets E1 specifications including ITU-T G.703 and G.823. The FRM220-Eoe1 features diagnostic capabilities for performing remote loopback. The operator at either end of the line may test both the FRM220-Eoe1 and the line in the digital loopback mode. The Ethernet copper interface supports auto-negotiation and auto MDI/MDIX, allowing plug-and-play Ethernet connection without any additional configuration. When placed in FRM220 system, the Ethernet may be aggregated to the chassis's built in Ethernet switch. When placed in a single slot chassis and used standalone without management, the card may be configured by DIP switch.

**Features**

- Connects one Fast Ethernet over E1 links (64k~2048Kbps)
- Built-in HDLC bridge operates at WAN rate
- Auto-Negotiation
- Unbalanced E1/BNC or balanced E1/RJ45
- Fully compatible with FRM220 chassis
- SNMP management with FRM220 chassis
- LED Alarm indication
- Standalone RS232 console management via CH01M

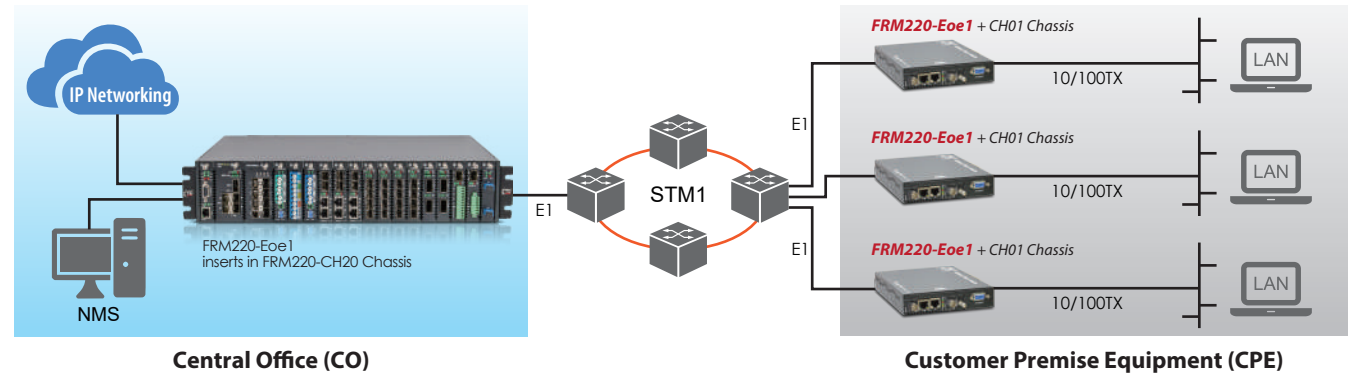
**Specifications**

<b>E1 Interface</b>	Framing	Framed / Unframed
	MTU	1522bytes (Max.)
	Standard	ITU-T G.703/G.704/G.706 & G.732, G.823
	Bit rate	2.048Mbps± 50ppm
	Line code	HDB3
	Clock setting	Internal OSC or recovery clock
	Receive level	-43dB
	Line impedance	75 ohm (BNC) / 120 ohm (RJ45)
	Jitter Performance	Complies with ITU-T G.823
	Pulse shape	Complies with ITU-T G.703
	Pulse amplitude	Nominal 2.37V ± 10%
	Delay Variance	220ms
	Connector	RJ-45, BNC
	Diagnostics	Digital remote loopback
<b>Ethernet Interface</b>	Standards	IEEE 802.3, 802.3u
	Data rate	10/100Base-TX, Half/Full duplex
	Connector	RJ-45 10/100Base-TX
<b>Indications</b>	Power, ALM, E1 signal loss, E1 Alarm (AIS, LOF, RAI, LOMF), LAN link /ACT, 10/100M , SD (100Base-FX)	
<b>Power Input</b>	12VDC	
<b>Power Consumption</b>	< 6W	
<b>Dimensions</b>	155 x 88 x 24mm (DxWxH)	
<b>Weight</b>	130g	

# Ethernet over E1 Converter

Temperature	0 ~ 50°C (Operating), -10 ~ 70°C (Storage)
Humidity	10 ~ 90% RH (non-condensing)
Certifications	CE, FCC, RoHS compliant
MTBF	65,000 hrs

## Application



## Ordering Information

Model Name	Description
FRM220-Eoe1	10/100Base-TX to E1 HDLC bridge card

## FRM220-CCF40 FRM220-CCF20



- ◀ 4 ch. Contact Closure Fiber Converter
- ▶ 2 ch. Contact Closure Fiber Converter



The FRM220-CCF contact closure fiber converter comes in two models, one with 2 channels (CCF20) and one with 4 channels (CCF40) and provides the transmission of contact closure over a single fiber optic link. With SFP cage on fiber ports, the FRM220-CCF gives you the fiber cabling connector SFP-LC, both multi-mode and single-mode, as well as BiDi which allows bi-directional transmission using only a single fiber core. The FRM220-CCF has contact inputs and 0.5 amp contact output relays. The relay output follows the "relay input" from the remote end. When the remote "relay input" is shorted, the local relay output is closed and vice-versa. Any one of the relay outputs can be configured to close when "carrier loss" is detected from the remote end. (Either through a CH01M console or via NMC in managed chassis.) Carrier Loss indicates that the optical fiber is disconnected or that the remote end has lost power and is not operating. This "carrier loss" relay can then be connected to an appropriate alarm circuit.

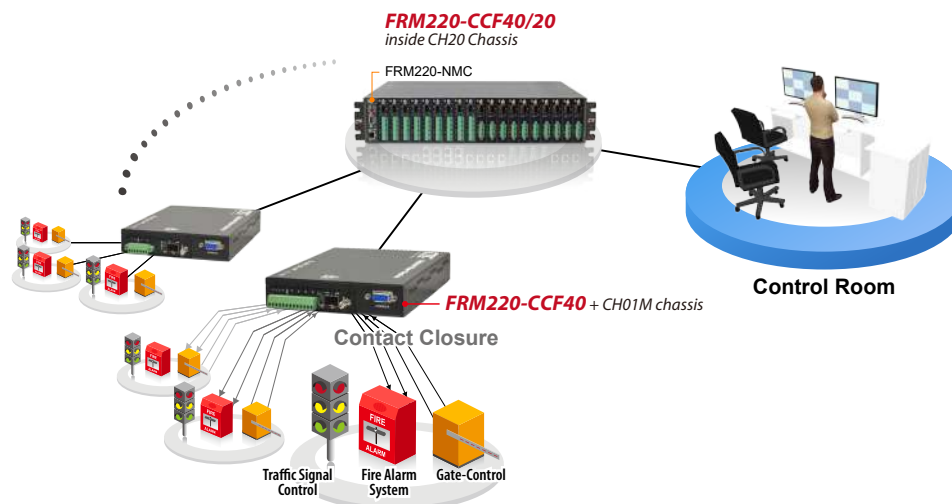
### Features

- Transmits a single contact closure in one or two directions
- Distances up to 120km
- 30 VDC, 0.5 amp relay N.O. (Normally Open)
- Point-to-Point transmission architecture
- Plug-and-play design ensures ease of installation requiring no electrical or optical adjustments
- Relay contact for Carrier Detect, N.C. (Normally Close)
- Indicating LEDs are provided for confirming equipment operating status
- Managed when places in FRM220 chassis with NMC

### Specifications

<b>Contacts</b>	Contact Interface Response Time : 4 msec
	Input Dry Contact Closure
	Output SPST Relay, 30 VDC @ 0.5 A, Resistive loads only. 0.5 A Contact Rating - normally open
<b>Optical</b>	1xSFP/LC (155m)
<b>Connectors</b>	Optical SFP-LC, Contact, Terminal Block
<b>LED Indicators</b>	Contact Relay, Carrier Detect
<b>Power</b>	Operating Voltage Range 8 to 15 VDC
	Power Consumption 4W Max
<b>Electrical &amp; Mechanical</b>	Current Protection Automatic Resettable Solid-State Current Limiters
	Circuit Board Meets IPC Standard
<b>Dimension</b>	159.5 × 20.8 × 88mm (D×W×H)
<b>Weight</b>	200g
<b>MTBF</b>	>100,000 hours
<b>Operating Temperature</b>	0°C to +50°C
<b>Storage Temperature</b>	-10°C to +85°C
<b>Relative Humidity</b>	0% to 95% (non-condensing)





### ■ Related Product



#### IFC-BT40

(Industrial 4 Channel Binary Transducer, 4 binary input ,4 high power MSR Relay output)

## Ordering Information

Model Name	Description
FRM220-CCF40	4ch Contact closure fiber converter
FRM220-CCF20	2ch Contact closure fiber converter

# FRM220-FX0/FXS

## FRM220-FX0/FXS-SFP

### Single port FX0/FXS Fiber Converter



The FRM220-FX0/FXS is a POTS (Plain Old Telephone System) over fiber converter/extender. The POTS connection uses a standard RJ-11C modular connector for one copper pair connection. A pair of FRM220-FX0/FXS is required to implement an end to end system. FX0 mode connects to a telephone line (PSTN) or PBX station line and has ability to detect ringing voltages and to act as a telephone. FXS mode is the reciprocal unit and has ability to act as PSTN and connects to a telephone device. When the FRM220-FX0/FXS card is placed in the FRM220 rack with NMC management, in-band management allows configuring and viewing the card and remote converter's status, type, version, fiber link status, on hook status and alarms. Both card and remote can be configured to enable or disable the port, reset the port and set the FX0 or FXS mode. When configured in an FXS to FXS fashion, a private "hot line" or direct line is created. When placed in a single slot chassis and used standalone without management, the card may be configured by DIP switch.

### Features

- Extend telephone voice transmission up to 120km over fiber
- Network management via terminal, web or SNMP in FRM220 (NMC)
- Supports caller ID Pass-Through
- Selectable FX0 or FXS mode
- Supports FXS to FXS hot line
- Supports D/D function for SFP fiber transceiver
- Will not support FAX or Modems

### Specifications

<b>Optical Interface</b>	Connector	SFP-LC / 1×9 (SC, ST, FC)
	Fiber	MM 62.2/125μm, 50/125μm, SM 9/125μm
		Rate: 51.84Mbps
	Distance	MM 2km, SM 15/30/50km, WDM 20/40km
	Wavelength	MM 1310nm, SM 1310, 1550nm WDM 1310Tx/1550Rx (type A) 1550Tx/1310Rx (type B)
<b>Indications</b>	LED (Power, FX Link, Phone Act, Test)	
<b>Power Input</b>	12VDC	
<b>Power Consumption</b>	< 6W	
<b>Dimensions</b>	159.5 × 20.8 × 88mm (D×W×H)	
<b>Weight</b>	120g	
<b>Temperature</b>	0 ~ 50°C (Operating), -10 ~ 70°C (Storage)	
<b>Humidity</b>	10 ~ 90% non-condensing	
<b>Certification</b>	CE, FCC	
<b>MTBF</b>	65,000 hrs	

# Voice over Fiber with In-Band Management

5

Electrical Interface	Connector	RJ-11
	FXO mode	Impedance : 600 ohms Coding : 16 bits liner Loop Current : 10~100mA Ring Frequency : Acceptable 20 ~55Hz Insertion Loss: 0.0 ± 1.0dB at 1000Hz Level Gain : TX 0dB, RX -3dB
FXS mode	FXS mode	Coding : 16 bits liner
		Dial: DTMF and Dial Pulse
		Battery Source: 48VDC ± 4V
		Ringling Waveform : Sine wave
		Impedance : 600 ohms
		Ringling Frequency : 20/25/30/35/40/45/50/55 Hz selectable
		Ring Cadence: FXS to FXS : On / 1 sec, Off / 2 sec
		FXO to FXS, Reproduces the cadence detected by FXO
		Insertion Loss 0.0 ± 1.0dB at 1000Hz
		REN: 4.0B(Ring Equivalence Number)
		Level Gain : TX 0dB, RX -3dB

## Application

Figure 1 : Automatic Ring down hotline



Figure 2 : Voice Transmission from 2km to 120km over fiber


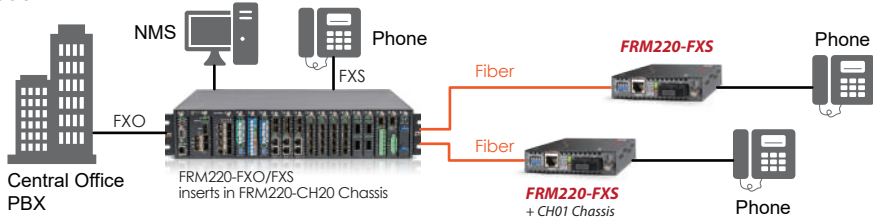


Figure 3 : Selectable FXO or FXS mode



## Ordering Information

Model Name	Description
FRM220-FXO/FXS	FXO / FXS fiber converter card
FRM220-FXO/FXS-SFP	FXO / FXS fiber converter card (SFP-LC)

Connector Type	Connectivity Distance
SC, ST, FC (Not Applicable for SFP type)	002: 2km 015: 15km 030: 30km 050: 50km 20A: WDM 20km A type 20B: WDM 20km B type 40A: WDM 40km A type 40B: WDM 40km B type

## FRM220-FX0-4 FRM220-FXS-4

### 4 × FX0 over fiber & 4 × FXS over fiber



◀ with CH01 chassis

FRM220-FX0-4/FXS-4 are 4 channel POTS (Plain Old Telephone System) over fiber converter/extender. The four POTS connection uses standard RJ-11C modular connectors for each copper pair connection. A pair of FRM220-FX0-4/FXS-4 is required to implement an end to end system. FX0 type unit connects to a telephone line (PSTN) or PBX station line and has ability to detect ringing voltages and to act as a telephone. FXS type unit is the reciprocal unit and has ability to act as PSTN and connects to a telephone device. Two FXS cards may be connected back-to-back to provide a private "hot line".

When the FRM220-FX0-4/FXS-4 cards are placed in the FRM220 rack with SNMP management, in-band management allows configuring and viewing the card and remote converter's status, type, version, fiber link status, on hook status and alarms. When placed in a single slot chassis and used standalone without management, the card may be configured by DIP switch.

## Features

- Extend telephone voice transmission up to 120km over fiber
- Network management via terminal, web or SNMP in FRM220 (NMC)
- Supports telephone voice transmission
- Supports FXS to FXS hot line
- Supports caller ID Pass-Through
- Supports FAX and Modem transmissions

## Specifications

<b>Optical Interface</b>	Connector	SFP-LC
	Fiber	MM 62.2/125μm, 50/125μm, SM 9/125μm
		Rate: 155Mbps
	Distance	MM 2km, SM 15/30/50km, WDM 20/40km
	Wavelength	MM 1310nm, SM 1310, 1550nm
		WDM 1310Tx/1550Rx (type A) 1550Tx/1310Rx (type B)
<b>Indications</b>	LED (Power, FX Link, Phone Act, Test)	
<b>Power Input</b>	12VDC	
<b>Power Consumption</b>	< 6W (FRM220-FX0-4)	
	< 12W (FRM220-FXS-4)	
<b>Dimensions</b>	159.5 × 20.8 × 88mm (D×W×H)	
<b>Weight</b>	120g	
<b>Temperature</b>	0 ~ 50°C (Operating), -10 ~ 70°C (Storage)	
<b>Humidity</b>	10 ~ 90% non-condensing	
<b>Certification</b>	CE, FCC	
<b>MTBF</b>	65,000 hrs	

# Voice over Fiber with In-Band Management

Electrical Interface	Connector	RJ-11
	FXO model	Impedance : 600 ohms Coding : 16 bits liner Loop Current : 10~100mA Ring Frequency : Acceptable 20 ~55Hz Insertion Loss: 0.0 ± 1.0dB at 1000Hz Level Gain : TX 0dB, RX -3dB
Electrical Interface	FXS model	Coding : 16 bits liner
		Dial: DTMF and Dial Pulse
		Provides 48VDC ± 4V to FXO
		Ringing Waveform : Sine wave
		Impedance : 600 ohms
		Ringing Frequency : 20/25/30/35/40/45/50/55 Hz selectable
		Ring Cadence: FXS to FXS : On / 1 sec, Off / 2 sec
		FXO to FXS, Reproduces the cadence detected by FXO
		Insertion Loss 0.0 ± 1.0dB at 1000Hz
		REN: 4.0B(Ring Equivalence Number)
		Level Gain : TX 0dB, RX -3dB

## Application

Figure 1 : Automatic Ring down hotline





Figure 2 : Voice transmission from 2km to 120km over fiber



## Ordering Information

Model Name	Description
FRM220-FXO-4	4-port FXO fiber converter card (SFP-LC)
FRM220-FXS-4	4-port FXS fiber converter card (SFP-LC)

### ■ Chassis Option

Model Name	Description
FRM220-CH1	1-slot chassis with 100~240VAC to 12VDC adapter (12W), fanless
FRM220-CH01-AD	1-slot chassis with AC/12W+DC/12W, fanless
FRM220-CH01M	1-slot chassis with console port and AC/12W+DC/12W, fanless

## FRM220-GFOM04 FRM220-GFOM08

### 4/8 E1/T1 + GbE Fiber Multiplexer



The FRM220-GFOM04/GFOM08 is a 4/8 channel E1/T1 fiber multiplexer with an additional Gigabit Ethernet trunk, plus order wire and clear channel RS-232, constructed as a two slot wide card for the FRM220 series. When the FRM220-GFOM04/GFOM08 card is placed in the FRM220 rack with NMC, the administrator can view the converter card's status, type, version, fiber link status and alarms. Remote, fiber connected standalone card, can also be managed through in-band management via the chassis NMC. The card can be configured to enable or disable the port, reset the port, and provide local or remote diagnostic loopback. The 1+1 redundant optical aggregate of this multiplexer employs industry standard pluggable optics (SFP) operating at 1.25Gbps data rates. The SFP modules can be chosen to support single-mode, multi-mode, single fiber bi-directional or Coarse and Dense Wave Division Multiplexing (CWDM and DWDM).

### Features

- 8 channels unframed E1/T1 (transparent)(FRM220-GFOM08)
- 4 channels unframed E1/T1 (transparent)(FRM220-GFOM04)
- 10/100/1000Base-T Ethernet
- Auto MDI/MDIX & Auto-Negotiation or Force Mode
- Supports flow control 802.3x & 9K jumbo packets
- Supports link fault Pass-Through for Ethernet
- One clear channel RS232 up to 250Kbps(Async)
- 1+1 fiber protection, switching time < 50ms
- Supports Digital Diagnostics Monitoring Interface (DDMI) SFP
- AIS on signal loss on E1/T1 and fiber port
- Loopback test on E1/T1, RS232, fiber ports
- Supports local or remote In-band management (Monitor or Configure status) by SNMP manager and console port
- Supports Order wire Ear / Microphone port
- Supports On-Line F/W upgrade & Dying Gasp

### Specifications

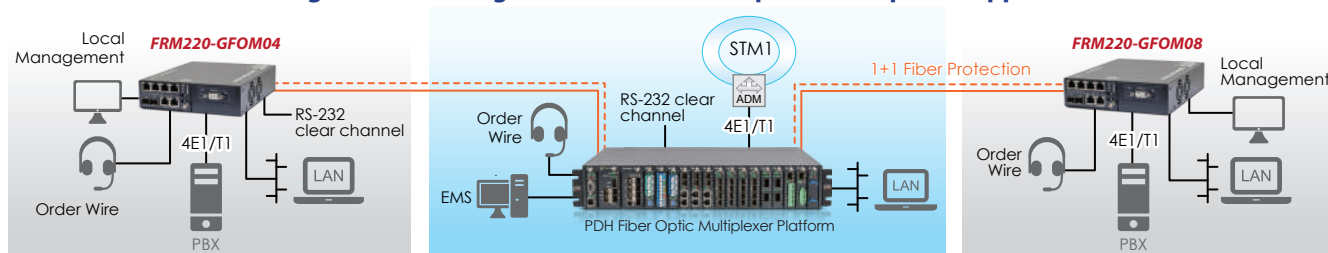
E1/T1 ports	Framing	Unframed (transparent)
	Bit Rate	E1:2.048 Mb/s , T1: 1.544Mb/s
Line Impedance	Line Code	E1:AMI/HDB3, T1: AMI/B8ZS
	Line Impedance	E1: Unbalanced 75 ohms (BNC)
		E1: Balanced 120 ohms (RJ-45)
Receiver sensitivity	"Pulse" Amplitude	T1: Balanced 100 ohms (RJ-45)
		Short haul
	"Zero" Amplitude	Nominal 2.37V+/-10% for 75 ohms
Internal Timing	Internal Timing	Nominal 3.00V+/-10% for 120 ohms
		+/-0.3V
	Jitter Performance	+/-30 ppm
Standards	Performance monitoring	According to ITU-T G.823
	Interface Connectors	According to ITU-T G.821
	Test Loops	ITU-T G.703, G.704, G.706 and G.732
Test Loops	Test Loops	RJ-45
		LLB (Local Loop Back)
		NELB (Near End Loop Back)
		RLB (Remote Loop Back)
Test Loops	Test Loops	RRLB (Request Remote Loop Back)

# GbE Fiber Multiplexer with In-Band Management

<b>Fiber</b>	Connector	SFP LC
	Data Rate	1.25 Gbps
<b>Ethernet</b>	Interface Type	10/100/1000Base-T
	Connector	RJ-45
	Standards	IEEE 802.3, 802.3u, 802.3ab
	Duplex modes	full/half
<b>Indications</b>	FX1 Link, FX2 link, E1/T1 Mode/Link/Loopback test, Order wire phone indicator, LAN Link/Speed	
<b>Power Input</b>	12VDC	
<b>Power Consumption</b>	< 12W	
<b>Dimensions</b>	159.5 × 42.1 × 88mm (D×W×H)	
<b>Weight</b>	200g	
<b>Temperature</b>	0 ~ 50°C (Operating), -10 ~ 70°C (Storage)	
<b>Humidity</b>	10 ~ 90% RH (non-condensing)	
<b>Certifications</b>	CE, FCC	
<b>MTBF</b>	65,000hrs	


## Application

### Managed 4E1/T1 + Gigabit Ethernet Fiber Optical Multiplexer Application



## Ordering Information

Model Name	Description
FRM220-GFOM04-SR	4 x E1/T1 RJ-45 and 10/100/1000Base-T Ethernet fiber optic multiplexer card (optional SFP module)
FRM220-GFOM04-SB	4x E1 BNC and 10/100/1000Base-T Ethernet fiber optic multiplexer card (optional SFP module)
FRM220-GFOM08-SR	8x E1/T1 RJ45 and 1000Mbps Ethernet fiber mux card with 4x2E1 RJ45 cable (optional SFP module, Model : SFS-70xx-xx)
FRM220-GFOM08-SB	8x E1 BNC and 1000Mbps Ethernet fiber mux card with 4x2E1 BNC cable (optional SFP module, Model : SFS-70xx-xx)



2E1 RJ45 cable

## 10G/5G/2.5G/1G/100M Copper to 10GBASE-R SFP+ Media Converter



NEW

The 10G Media Converter, XMC-10GC is equipped with one 10G/5G/2.5G/1G/100BASE-T auto-negotiation port and one 10GBASE-R SFP+ slot. This converter uses Cat.6a/Cat 7 twisted pair cable as copper transmission media with RJ-45 and 10G optical solution with SFP+ LC connector. The data stream can be converted bi-directionally from 10G Base-T to 10G Base-R and vice versa. With full duplex wire speed forwarding capability between these two media, the XMC-10GC brings you the best and simplest solution for the 10G Ethernet conversion between copper wire and fiber.

## Features


- 1 × 10G/5G/2.5G/1G/100BASE-T RJ45 interface with auto MDI/MDI-X function
- 1 × 10GBASE-X SFP+ slot interface
- Supports auto-negotiation and 100Mbps and 1/2.5/5/10Gbps full duplex mode
- 16K jumbo frame size support
- Wall-mount design
- Loopback Test
- Link Fault Pass Through
- Supports USB console for set up and status checking
- Supports DWDM Tunable SFP+
- Supports Energy, Efficient, Ethernet (EEE)
- Supports Cable Diagnostic
- Supports Pattern Test
- Supports Local F/W upgrade

## Specifications

<b>Copper Interface</b>	1 × 10G/5G/2.5G/1G/100BASE-T RJ45
<b>Fiber Optic Interface</b>	1 × 10GBASE-R SFP+ slot
<b>LED</b>	PWR, LFP, FX Link, FX Speed, LAN Link, LAN Speed
<b>Switch Processing Scheme</b>	Store and Forward
<b>Enclosure</b>	Compact-sized metal case
<b>Installation</b>	Desktop, wall mountable
<b>Dimensions (W×D×H)</b>	95 × 23 × 73.4mm
<b>Weight</b>	280g
<b>Power Requirements</b>	12VDC / 1A
<b>Power Consumption</b>	6W (max)
<b>Fabric</b>	20Gbps
<b>Jumbo Frame</b>	16K
<b>Regulatory Compliance</b>	FCC Part 15 Class A, CE
<b>Operating Temperature</b>	0 ~ 45 °C
<b>Storage Environment</b>	-10 ~ 70 °C
<b>Operating Humidity</b>	5 ~ 95%, (non-condensing)
<b>Storage Humidity</b>	5 ~ 95%, (non-condensing)
<b>Standards Compliance</b>	IEEE 802.3u 100BASE-TX, IEEE 802.3ab 1000BASE-T, IEEE 802.3bz 2.5G/5GBASE-T IEEE 802.3an 10GBASE-T, IEEE 802.3ae 10Gbps Ethernet over Fiber
<b>Network Cable</b>	10GBase-T : 100meters over CAT6A and CAT7, 55meters over CAT6, Best Effort over CAT5e



Application



Ordering Information

Model Name	Description
XMC-10GC	10G/5G/2.5G/1G/100M RJ45 to 10GBASE-R SFP+ 10G Media Converter

**NOTE:** The XMC-10GC may be placed in FMC-CH17 chassis with 6 pcs (max.)

## 100/1000Base-T to 100/1000Base-X SFP Media Converter



The FMC-1001S family are Gigabit Ethernet 10/100/1000Base-T to 100/1000Base-X non-managed stand-alone media converters, which give you the fiber cabling connectors, LC with SFP module. Pluggable SFP are available in both multi-mode and single mode types as well as BiDi which allows bi-directional transmissions using only a single fiber cable. Auto-negotiation will automatically tailor to convert full-duplex signals, according to IEEE 802.3u standards. LED indicators signal the power status of the converter, UTP port speed and Link status FX port speed and Link status.

### Features

- 10/100/1000Base-T to 100/1000Base-X Converter
- Auto-Negotiation
- Auto MDI/MDIX
- Forward 2048 bytes (Max.) packets in switch mode (copper & fiber port in different speed)
- Forward 16k bytes in converter mode (fiber & copper port at the same speed)
- Provides DIP switch to set function
  - Select fiber speed (100/1000M)
  - Select LFP enable / disable
  - Flow control enable / disable
- Supports transparent Q in Q double tagged frame
- Supports IEEE 802.1Q Tag VLAN pass thru
- May be concentrated into FMC-CH17 chassis (Adapter Type only)
- Supports store and forward switch mode

### Standalone Option

#### Adapter Type



Dimension: 96.5×23×73.4mm(W×D×H)



DC Type  
(12V Power Jack)



▲ Module for FMC-CH17 Chassis

#### Power Built-in Type



Dimension: 135×23×73.4mm(W×D×H)



AC Type  
(100-240V)

### Specifications

<b>Optical Interface</b>	Connector	SFP LC
	Data rate	1.25G / 125M
	Duplex mode	Full duplex
	Fiber	MM 50/125μm, 62.5/125μm, SM 9/125μm
	Distance	MM 2km, SM 15/30km, WDM 20/40km
	Wavelength	MM 1310nm, SM 1310,1550nm
		WDM 1310Tx/1550Rx (Type A) 1550Tx/1310Rx (Type B)
<b>Electrical Interface</b>	Connector	RJ-45
	Data rate	10Mbps, 100Mbps, 1000Mbps
	Duplex mode	Full duplex
	Cable	100Base-TX Cat.5, 5e or higher 1000Base-T Cat.5, 5e or higher
<b>DIP Switch</b>	Fiber Speed	100M/1000M
	LFP Fiber	Enable/Disable
	LFP Copper	Enable/Disable
	Flow Control	On/Off

# Compact Media Converter

Standards	IEEE 802.3, 802.3u, 802.3x, 802.3Z, 802.3ab		
Indications	LED (Power, FX Link, FX SPD, TX SPD, TX Link, FDX)		
Power Input	Adapter Type: DC 12V		
	Power Built-in Type: AC 100~240V		
Power Consumption	< 3W		
Enclosure	Plastic		
Dimensions (W×D×H)	Adapter Type:	96.5 × 23 × 73.4mm	
	Power Built-in Type :	135 × 23 × 73.4mm	
Weight	Adapter Type :	120g	
	Power Built-in Type :	140g	
Temperature	0 ~ 50°C (Operating), -10 ~ 70°C (Storage)		
Humidity	10 ~ 90% non-condensing		
Certification	CE, FCC		
MTBF	65,000 hrs		

## Application

Figure 1: As Rack Module with Remote


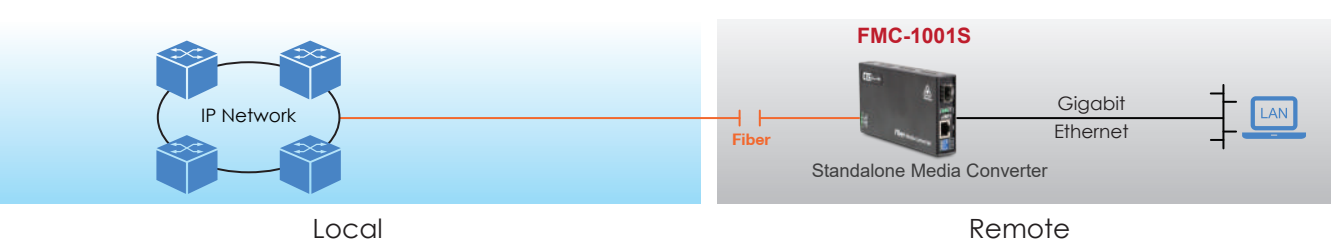


Figure 2: As Standalone Media Converter



## Ordering Information

Model Name	Description
FMC-1001S	10/100/1000Base-T to 100/1000Base-X SFP media converter with adapter, plastic case
FMC-1001S-AC	10/100/1000Base-T to 100/1000Base-X SFP media converter with AC power, plastic case

## Optional Accessory

Model Name	Description
WMK01	Single unit wall mounting kit

■ Wall-Mounting Kit



## Web Smart OAM Managed 100/1000Base-T to 100/1000Base-X SFP GbE Switch



The FMC-2000MS family are Web Smart OAM/IP managed Gigabit Ethernet 10/100/1000Base-T to 100/1000Base-X fiber Ethernet Switch/Converter, which provide simple control and setting function on each Ethernet port through in band network via a Web browser. The FMC-2000MS Ethernet Switch/Converter gives you the fiber cabling connector, SFP-LC. Both multi-mode and single mode models are available as well as BiDi which allows bi-directional transmissions using only a single fiber cable. Auto-negotiation will automatically tailor to convert both half-duplex and full-duplex signals, according to IEEE 802.3u standards. LED indicators signal the power status of the Switch, UTP port speed, Link, and duplex status, FX port Link and duplex status.

### Features

- 10/100/1000Base-T to 100/1000Base-X SFP Ethernet Switch
- Auto-Cross over for MDI/MDIX in TP port
- Auto-Negotiation or Manual mode in TP port
- Supports flow control Enable or Disable
- Supports Jumbo Frame 16K Packet
- Ingress/Egress Bandwidth control
- Supports IEEE 802.3ah OAM management
- Supports SNMPv1
- Digital Diagnostic (DOM) SFP Support
- Management Password Setting
- Dying gasp (remote power failure detection)
- Supports Link Fault Pass-Through ( LFPT ) Function
- Supports Auto Laser Shutdown (ALS) Function
- USB console port and Web management on stand-alone
- Supports On-Line F/W upgrade (local) by the Web manager
- Supports 16 Tag VLAN Groups
- RMON counters
- May be concentrated into FMC-CH17chassis (Adapter Type only)
- May be used as a remote to FRM220-2000MS
- Wall-Mountable

### Standalone Option

#### Adapter Type



Dimension: 96.5×23×73.4mm(W×D×H)



DC Type  
(12V Power Jack)



▲ Module for FMC-CH17 Chassis

#### Power Built-in Type



Dimension: 135×23×73.4mm(W×D×H)



AC Type  
(100-240V)

### Specifications

Optical Interface	Specifications	
	Connector	SFP LC
	Data rate	125/1250Mbps
	Duplex mode	Full duplex
	Fiber	MM 50/125μm, 62.5/125μm, SM 9/125μm
	Distance	MM 2km, SM 15/30km, WDM 20/40km
	Wavelength	MM 1310nm, SM 1310,1550nm
		WDM 1310Tx/1550Rx (Type A)
		1550Tx/1310Rx (Type B)

# Compact Ethernet Switch with In-Band Management

6

<b>Electrical Interface</b>	Connector	RJ-45
	Data rate	10Mbps, 100Mbps, 1000Mbps
	Duplex mode	Half / Full duplex
	Cable	10Base-T Cat.3, 4, 5, UTP
		100Base-TX Cat.5, 5e or higher
<b>Console Port</b>	USB Type C™	
<b>Standards</b>	IEEE 802.3, IEEE 802.3u IEEE 802.3ab, 802.3z, 802.1Q	
<b>Indications</b>	LED (Power, FX-Link, FX SPD, LAN Speed, LAN Link)	
<b>Power Input</b>	Adapter Type: DC 12V	
	Power Built-in Type: AC 100~240V	
<b>Power Consumption</b>	< 3W	
<b>Enclosure</b>	Plastic	
<b>Dimensions (W×D×H)</b>	Adapter Type:	96.5 × 23 × 73.4mm
	Power Built-in Type :	135 × 23 × 73.4mm
<b>Weight</b>	Adapter Type :	120g
	Power Built-in Type :	140g
<b>Temperature</b>	0 ~ 50°C (Operating), -10 ~ 70°C (Storage)	
<b>Humidity</b>	10 ~ 90% non-condensing	
<b>Certification</b>	CE, FCC	
<b>MTBF</b>	>65,000 hrs	

## Application

Figure 1: As a Remote to FRM220-2000MS




Figure 2: As Rack Module with Remote


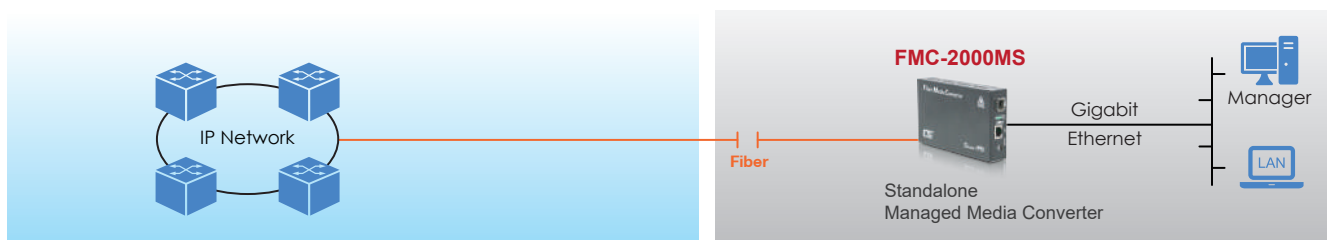


Figure 3: As Standalone Managed Converter



# Compact Ethernet Switch with In-Band Management

6

## Ordering Information

Model Name	Description
FMC -2000MS	10/100/1000Base-T to 100/1000Base-X SFP Web Smart managed Ethernet switch (optional SFP module) with adapter, plastic case
FMC-2000MS-AC	10/100/1000Base-T to 100/1000Base-X SFP Web Smart managed Ethernet switch (optional SFP module) with AC power, plastic case

## Optional Accessory

Model Name	Description
WMK01	Single unit wall mounting kit

### ■ Wall-Mounting Kit



10/100Base-TX to 100Base-FX Media Converter



The FMC-10/100 family are Fast Ethernet 10/100Base-TX to 100Base-FX non-managed stand-alone media converters, which give you the options to choose from the most popular fiber cabling connectors, ST, SC or FC. Both multi-mode and single mode converter models are available as well as BiDi which allows bi-directional transmissions using only a single fiber cable. Auto-negotiation will automatically tailor to convert both half-duplex and full-duplex signals, according to IEEE 802.3u standards. LED indicators signal the power status of the converter, UTP port speed, Link, and duplex status, FX port Link and duplex status.

Features

- 10/100Base-TX to 100Base-FX Converter
- Auto-Negotiation or forced mode
- Auto MDI/MDIX
- Forward 1600 bytes (Max.) packets
- Supports flow control (Pause)
- Supports Link Fault Pass-Through (LFPT)
- Supports Far End Fault Indication (FEFI)
- Forward 9K jumbo packets in converter mode (100M/Full)
- May be concentrated into FMC-CH17 chassis (Adapter Type only)

Standalone Option

Adapter Type



Dimension: 96.5×23×73.4mm(W×D×H)



DC Type  
(12V Power Jack)



▲ Module for FMC-CH17 Chassis

Power Built-in Type



Dimension: 135×23×73.4mm(W×D×H)



AC Type  
(100-240V)

Specifications

Optical Interface	Connector	1 × 9 (SC, ST, FC)
	Data rate	125Mbps
	Duplex mode	Full duplex
	Fiber	MM 50/125μm, 62.5/125μm SM 9/125μm
	Distance	MM 2km, SM 15/30km WDM 20/40km
	Wavelength	MM 1310nm, SM 1310, 1550nm
		WDM 1310Tx/1550Rx (Type A) 1550Tx/1310Rx (Type B)
Electrical Interface	Connector	RJ-45
	Data rate	10Mbps, 100Mbps
	Duplex mode	Half / Full duplex
	Cable	10Base-T Cat.3, 4, 5, cat.6 100Base-TX Cat.5, 5e or cat.6
Standards	IEEE 802.3, IEEE 802.3u	
Indications	LED (Power, FX Link, FX SPD, TX Link, TX Duplex, FEF)	
Power Input	Adapter Type: DC 12V	
	Power Built-in Type: AC 100 ~ 240V	

# Compact Media Converter

Power Consumption	< 2W		
Enclosure	Plastic		
Dimensions (W×D×H)	Adapter Type :	96.5 × 23 × 73.4mm	
	Power Built-in Type :	135 × 23 × 73.4mm	
Weight	Adapter Type :	120g	
	Power Built-in Type :	140g	
Temperature	0 ~ 50°C (Operating), -10 ~ 70°C (Storage)		
Humidity	10 ~ 90% non-condensing		
Certification	CE, FCC		
MTBF	65,000 hrs		

## Application

Figure 1: As Rack Module with Remote


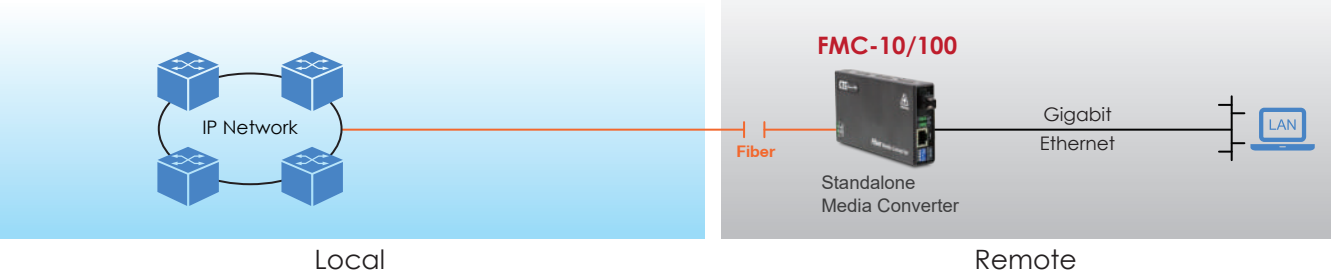


Figure 2: As Standalone Managed Converter



## Ordering Information

Model Name	Description
FMC-10/100	10/100Base-TX to 100Base-FX Non-managed media converter adapter type, plastic case
FMC-10/100-AC	10/100Base-TX to 100Base-FX Non-managed media converter with AC power, plastic case

Connector Type	Connectivity Distance			
SC, ST, FC	002: 2km	015: 15km	030: 30km	
	20A: WDM 20km A type	20B: WDM 20km B type	40A: WDM 40km A type	40B: WDM 40km B type
	80A: WDM 80km A type	80B: WDM 80km B type	120A: WDM 120km A type	120B: WDM 120km B type

## Optional Accessory

Model Name	Description
WMK01	Single unit wall mounting kit

■ Wall-Mounting Kit





## 10/100Base-TX to 100Base-FX In-Band Managed Converter



The FMC-10/100i family are Fast Ethernet 10/100Base-TX to 100Base-FX In-band managed media converters, which give you the options to choose from the most popular fiber cabling connectors, ST, SC or FC. With advanced features like bandwidth control, this media converter is targeted for customer premises equipment in metro LAN, campus, enterprise and FTTx applications. By offering in-band management, this converter can be completely controlled and monitored from a centrally located managed rack controlling all converter settings including band-width control, duplex, and speed configuration. This media converter is completely transparent to Layer 2 and Layer 3 protocols including IEEE 802.1q, VLAN tag, Q in Q, STP, IPX, IP, etc.

### Features

- 10/100Base-TX to 100Base-FX Converter
- Auto-Negotiation or forced mode
- Auto MDI/MDIX
- Forward 2046 bytes (Max.) packets in switch mode
- Forward 9K jumbo packets in converter mode
- Supports Q in Q double tagged frame transparent
- Supports IEEE 802.1q Tag VLAN pass thru
- Supports local / remote In-band management (Monitor and Configure) by the SNMP manager with FRM220-NMC
- Bandwidth control (Nx32K or Nx512Kbps)
- Supports flow control (Pause)
- Supports remote CPE power fail detect (dying gasp)
- Supports Far End Fault Indication (FEFI)
- Supports Link Fault Pass-Through (LFPT)
- Supports Loop Back Test
- Supports RMON counter
- Auto Laser Shutdown (ALS)
- Fiber Hardware Reset (FHR)
- Online local / remote f/w upgrade

### Standalone Option

#### Adapter Type



Dimension: 96.5×23×73.4mm(W×D×H)



DC Type  
(12V Power Jack)



▲ Module for FMC-CH17 Chassis

#### Power Built-in Type



Dimension: 135×23×73.4mm(W×D×H)



AC Type  
(100-240V)

### Specifications

<b>Optical Interface</b>	Connector	1 × 9 (SC, ST, FC)
	Data rate	125Mbps
	Duplex mode	Full duplex
	Fiber	MM 50/125μm, 62.5/125μm SM 9/125μm
	Distance	MM 2km, SM 15/30km WDM 20/40km
	Wavelength	MM 1310nm, SM 1310, 1550nm WDM 1310Tx/1550Rx (Type A) 1550Tx/1310Rx (Type B)
	<b>Standards</b>	IEEE 802.3, IEEE 802.3u
	<b>Power Input</b>	Adapter Type : DC 12V Power Built-in Type : AC 100 ~ 240V
<b>LEDs</b>	Power, FX Link, FX SPD, TX Link, TX Duplex, FEF	

# Compact Media Converter with In-Band Management

6

<b>Electrical Interface</b>	Connector	RJ-45
	Data rate	10Mbps, 100Mbps
	Duplex mode	Half / Full duplex
	Cable	10Base-T Cat.3, 4, 5, UTP
		100Base-TX Cat.5, 5e
	Distance	100 meters
<b>Power Consumption</b>	< 3W	
<b>Temperature</b>	0 ~ 50°C (Operating), -10 ~ 70°C (Storage)	
<b>Humidity</b>	10 ~ 90% non-condensing	
<b>Enclosure</b>	Plastic	
<b>Dimensions (W×D×H)</b>	Adapter Type :	96.5 × 23 × 73.4mm
	Power Built-in Type :	135 × 23 × 73.4mm
<b>Weight</b>	Adapter Type :	120g
	Power Built-in Type :	140g
<b>Certification</b>	CE, FCC	
<b>MTBF</b>	65,000 hrs	

## Application

Figure 1: As a Remote to FRM220-10/100i

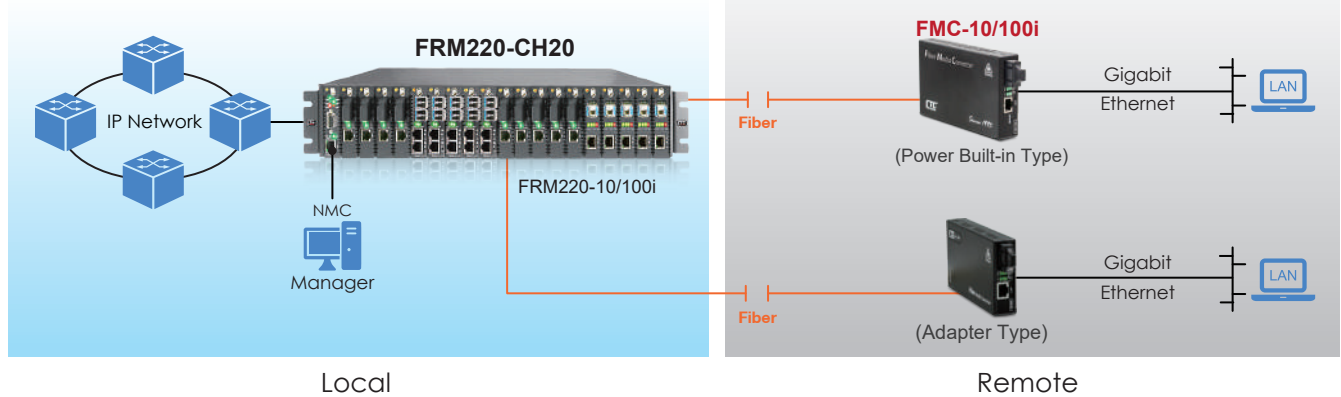


Figure 2: As Rack Module with Remote


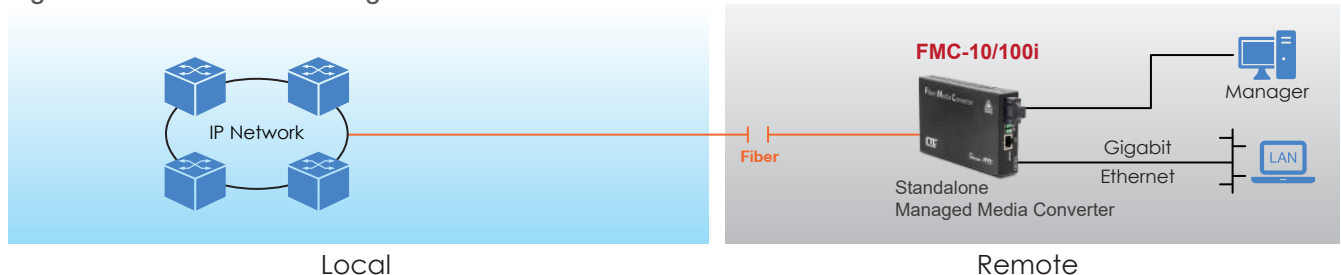


Figure 3: As Standalone Managed Converter



# Compact Media Converter with In-Band Management

## Ordering Information

Model Name	Description
FMC-10/100i	10/100Base-TX to 100Base-FX In-band managed media converter adapter type, plastic case
FMC-10/100i-AC	10/100Base-TX to 100Base-FX In-band managed media converter with AC power, plastic case

Connector Type	Connectivity Distance
SC, ST, FC	002: 2km   015: 15km   030: 30km 20A: WDM 20km A type   20B: WDM 20km B type   40A: WDM 40km A type   40B: WDM 40km B type

## Optional Accessory

Model Name	Description
WMK01	Single unit wall mounting kit

■ Wall-Mounting Kit



## 1U Managed GbE Media Converter Rack

18 × 100/1000Base-T to 18 × 100/1000Base-X SFP



The 18-channel managed Gigabit Ethernet Media Converter Rack, FMC-1800 converts Ethernet copper 100/1000Base-TX to SFPs working at 100Mbps or 1000Mbps. FMC-1800 can connect to any RJ-45 Ethernet switch and supports any third-party standard SFP module from any SFP vendor. With different kinds of fiber optic media, both multi-mode and single mode fiber are available as well as BiDi which allows bi-directional transmissions using only a single fiber to extend the distance of Fast Ethernet and Gigabit Ethernet networks. With SNMP and Web-based management, the administrator can monitor, configure and control the activity of FMC-1800 remotely.

## Features

- 1U 19" 18 channels Managed Media Converter Rack
- 18-port 100/1000Base-T to 18-port 100/1000Base-X SFP
- Auto MDI/MDIX in TP port
- Auto-Negotiation in TP port
- Supports hot-swappable SFPs working at 100 Mbps or 1000 Mbps
- Supports Web, Telnet, SNMP, Console Management
- Local configuration via USB console port
- Supports Link Pass-Through & Link loss Alarm
- Supports any third-party standard SFP module
- Supports SFP DDMI
- Layer 2 wire-speed conversion with fully transparent function
- Available in 3 types : power built-in AC, DC, AC+DC
- Jumbo frame packets up 16k bytes

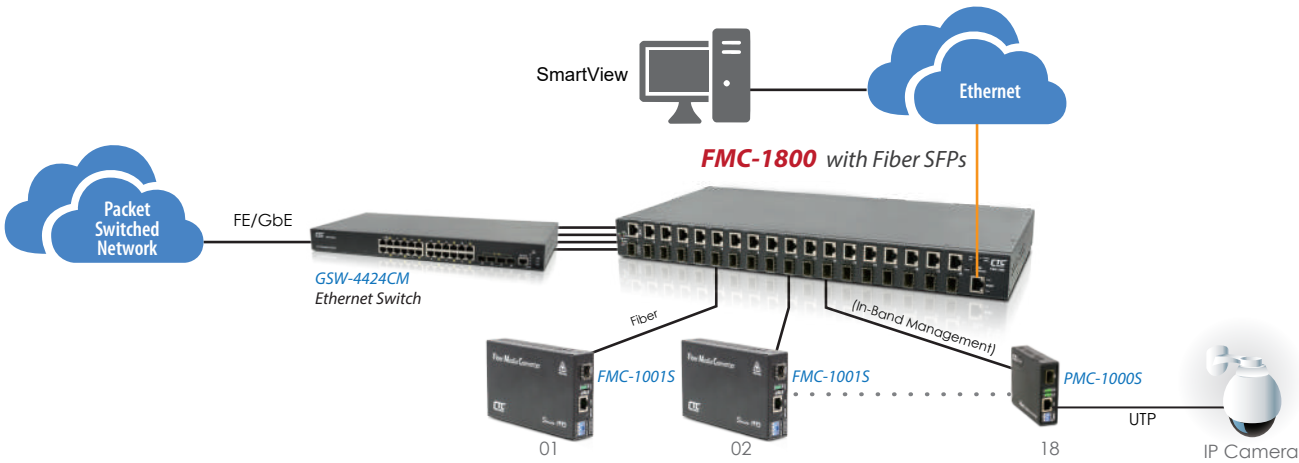
## Specifications

<b>Optical Interface</b>	Connector	SFP LC
	Number of ports	18
	Data rate	100/1000Mbps
	Duplex	Full duplex
	Fiber	MM 50/125um, 62.5/125um, SM 9/125um
	Distance	MM 2km, SM 15/30/50/80/120km
		WDM 20/40/60/80km
	Wavelength	850nm, 1310nm, 1550nm, CWDM 1271~1611nm
	Console port	USB Type C™
	Standards	IEEE 802.3, 802.3u, 802.3ab, 802.3z, 802.3x
	Indications	Power, SYS, Alarm, FX-Link/Act, TX-Link/Act, LFPT
<b>Electrical Interface</b>	Connector	RJ45
	Number of ports	18
	Data rate	10/100/1000Mbps
	Duplex	Half/Full duplex
	Cable	10Base-T Cat. 3,4,5 UTP 100/1000Base-T Cat 5, 5e or higher
<b>Management</b>	Console, Web, Telnet, SNMP	
<b>Power</b>	100 ~ 240VAC, 36 ~ 60VDC	
<b>Power Consumption</b>	<60W	
<b>Dimensions</b>	440 × 250 × 43.5mm (W×D×H)	
<b>Weight</b>	TBD	
<b>Humidity</b>	5% ~ 90% (non-condensing)	
<b>Operating Temperature</b>	Operating 0 ~ 50°C , Storage -10 ~ 70°C	
<b>Certification</b>	FCC, CE	
<b>MTBF</b>	>65000hrs	

# 1U Managed GbE Media Converter Rack

6

## Application



## Ordering Information

Model Name	Description
FMC-1800-AC, DC, AD	18ch, 1U 19" GbE media Converter Rack, built-in AC, DC, AD power

## 6 FMC-CH17 & FMC-CH08

### 17 or 8 slots Compact Media Converter Chassis



The FMC-CH17 is a 2U high 19" 17 slots chassis and the FMC-CH08 is a 2U high 10" 8 slots chassis. The FMC chassis provides an economic solution in low density fiber converter installations where no management features are required. Each FMC converter is an independent Ethernet to fiber or Ethernet to copper media converter that may be used as a standalone converter or placed in the FMC-CH17 or FMC-CH08 chassis. With two power supplies, the FMC-CH17 chassis supports redundant power from any of two power options while FMC-CH08 supports single power options. The AC supplies operate from (100-240VAC) and DC supplies operate from 18-60VDC. The built in cooling fan ensures that the temperatures in the rack remain within the tolerated working range.

### Features

- 2U, 19", 17-Slot chassis with single or dual built-in power for AC or DC (FMC-CH17)
- 2U, 10", 8-slot chassis with single built-in power for AC or DC (FMC-CH08)
- Cross flow cooling fan built-in. (FMC-CH17)
- Designed for 19" Rack mounting
- FMC units are hot swappable

### Specifications

<b>Power Input</b>	AC : 100 ~240V or DC : 18 ~ 60V
<b>Power Consumption</b>	<60W (FMC-CH17), <30W (FMC-CH08)
<b>Dimensions (D×W×H)</b>	199 × 476 × 88 mm (FMC-CH17), 173 × 252 × 89 mm (FMC-CH08)
<b>Weight</b>	2.6Kg (FMC-CH17), 1.47Kg (FMC-CH08)
<b>Temperature</b>	0 ~ 50°C (Operating), -10 ~ 70°C (Storage)
<b>Humidity</b>	10 ~ 90% non-condensing
<b>Certification</b>	CE, FCC
<b>MTBF</b>	65,000hrs

### Chassis Overview

#### FMC-CH17 Chassis

FMC Optional Converters

- Fast Ethernet
- Gigabit Ethernet
- VDSL2 LAN Extender

Front view

17-Slot



Rear view

AC Power Socket

DC Power  
Terminal  
Power Switch  
FAN




# Compact Media Converter Chassis

6

## FMC-CH08 Chassis

- FMC Opeion
- Fast Ethernet
  - Gigabit Ethernet
  - VDSL2 LAN Extender



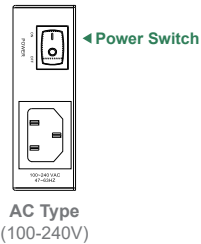
### Adapter Type (Module for FMC-CH17 & FMC-CH08 Chassis)

- Plastic Case




### Power Built-in Type

- Metal Case



- Plastic Case



## Ordering Information

Model Name	Description
FMC-CH17-AC	2U, 19", 17-Slot Chassis with AC Power
FMC-CH17-DC	2U, 19", 17-Slot Chassis with DC Power
FMC-CH17-AD	2U, 19", 17-Slot Chassis with AC+DC Power
FMC-CH17-AA	2U, 19", 17-Slot Chassis with AC+AC Power
FMC-CH17-DD	2U, 19", 17-Slot Chassis with DC+DC Power
FMC-CH08-AC	2U, 10", 8-Slot Rack with 10" Rack Mount Ear and AC Power
FMC-CH08-DC	2U, 10", 8-Slot Rack with 10" Rack Mount Ear and DC Power

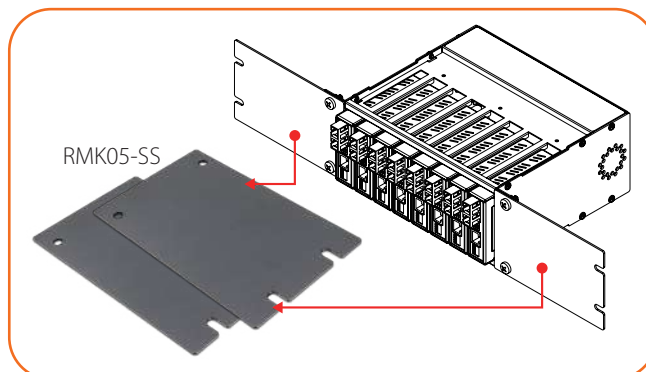
## Optional Accessory

Model Name	Description
WMK01	Single unit wall mounting kit
RMK05-SS	Rack Mounting Kits for FMC-CH08 single chassis mounting in 19" rack

### ■ Wall-Mounting Kit



### ■ FMC-CH08 chassis with RMK05-SS for rack installation





## Dual Fiber CWDM Mux / Demux Rack



The CMD series is a standalone dual fiber CWDM Mux/Demux rack for CWDM wavelengths from 1271nm to 1611nm. When fiber availability is limited, the CMD Mux/Demux can increase the bandwidth on the existing fiber infrastructure. By using CMD Mux/Demux for 10Gbps per channel service, up to 180 Gbps could be supported on dual core fiber. The CMD Mux/Demux provides the primary wave division and combination functions for CWDM. Line side wave lengths require translation to client side equipment via a transponder card or direct connection to CWDM wavelength SFP or SFP+ modules.

## Features

- Full native mode performance
- Standard LC/UPC connectors
- Passive model requires no power
- Protocol transparent, no limitation
- Utilizes industry standard ITU-T CWDM wavelength
- Integration with Transponder for CWDM application

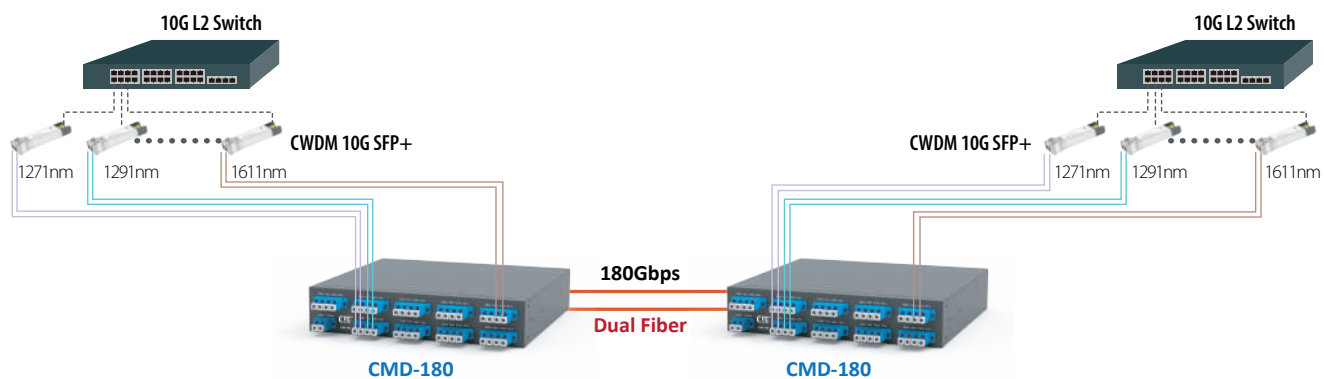
## Specifications

Model Name	CMD180	CMD80	CMD40
CWDM Wavelength	1271~1611nm	1471 ~1611nm	1551~1611nm
Operation Wavelength	1260~1620nm	1260~1620nm	1260~1620nm
Channel Spacing	20nm	20nm	20nm
Channel Passband	ITU±6.5nm	ITU±6.5nm	ITU±6.5nm
IL-CWDM channel (with connector)	1.8nm	1.4nm	1.1nm
Pair IL-CWDM channel (M+D,with connector)	3.6dB(Max)	2.8dB(Max)	2.2dB(Max)
Ripple	0.5dB(Max)	0.5dB(Max)	0.5dB(Max)
Adjacent Isolation	30dB(Max)	30dB(Max)	30dB(Max)
Non-Adjacent Isolation	40dB(Max)	40dB(Max)	40dB(Max)
Polarization Dependent Loss	0.2dB(Min)	0.2dB(Min)	0.2dB(Min)
Polarization Mode Dispersion	0.2dB(Min)	0.2dB(Min)	0.2dB(Min)
Directivity	50dB(Max)	50dB(Max)	50dB(Max)
Return Loss	45dB(Min)	45dB(Min)	45dB(Min)
Operating Temperature	-40~85°C	-40~85°C	-40~85°C
Storage Temperature	-40~85°C	-40~85°C	-40~85°C
Connector	LC/UPC	LC/UPC	LC/UPC
Dimension (W×D×H)	215 × 211 × 44mm	215 × 211 × 44mm	215 × 211 × 44mm



## Application

- Dual Fiber 18ch CWDM Mux/Demux Application



## Ordering Information

Model Name	Description
CMD180	18Ch 1U 9" rack ,wavelength (1271 ~ 1611nm), LC/UPC
CMD80	8Ch 1U 9" rack, wavelength (1471 ~ 1611nm), LC/UPC
CMD40	4Ch 1U 9" rack, wavelength (1551 ~ 1611nm), LC/UPC

## ◀ 2-port Serial to Ethernet Wireless Device Server

## ▶ 2-port Serial to Ethernet Device Server



The serial to Ethernet wireless device server (STE211W) and serial to Ethernet device server (STE211) provide a bridging device to connect RS-232/RS-485 Serial Data communications to hardwired Ethernet networks or WiFi wireless networks. It connects serial devices such as PLC, alarm sensors and PTZ camera control to IP networks. Applications include industrial/factory automation, public safety, and surveillance systems. The Serial converter is built for use in light industrial environments, featuring a compact wall-mount design. It operates from 9-32VDC power supply voltages with terminal block connectors and is easy to configure through its web GUI interface.

## Features

- 1-port RS-232 + 1-port RS-422/485
- As a Server, supports 4 TCP Clients connection simultaneously
- As a Client, supports connecting with 4 TCP Servers
- Easy installation with Windows IP Search utility
- Web browser configuration
- Supports 802.11b/g/n and Ethernet, 2 IPs (STE211W)
- Watch Dog Function

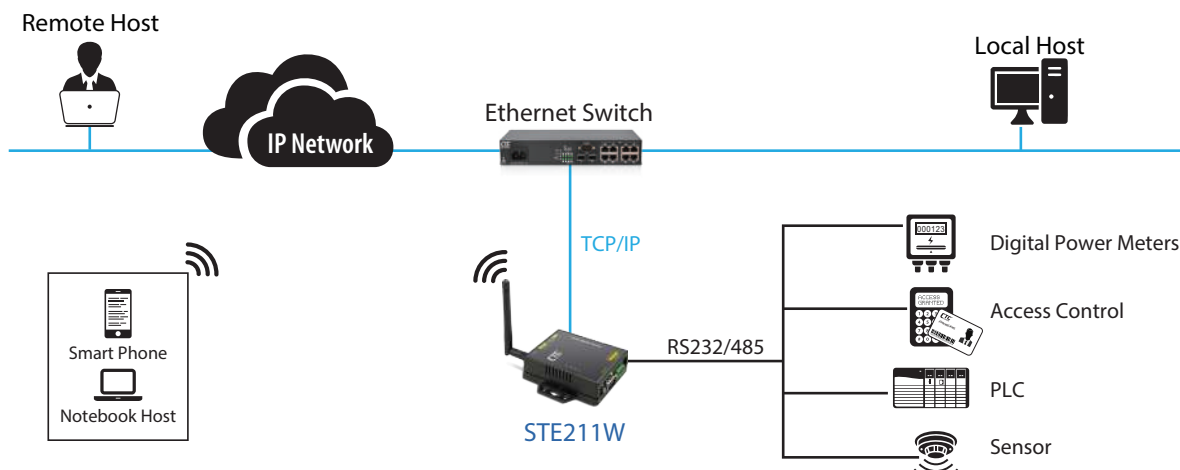
## Specifications

Ethernet	Port Type	RJ-45 Connector
	Speed	10/100 M bps (Auto Detecting)
	Protocol	ARP, IP, ICMP, UDP, TCP, HTTP, DHCP, DNS, NTP
	Mode	TCP Server/TCP Client/UDP/Virtual Com
	Setup	HTTP Browser Setup (IE, Chrome, Firefox)
	Security	Setup Password
	Protection	Built-in 1.5KV Magnetic Isolation
Serial Ports *2	Port	RS-232 (RX/TX only)
	Port	RS-422 / 485 (Surge Protect)
	Speed	300 bps ~ 921.6 K bps
	Parity	None, Odd, Even
	Data Bit	5, 6, 7, 8
	Stop Bit	1, 2
	RS-232 Pins	Rx , Tx , GND
	RS-422	Rx+, Rx-, Tx+, Tx- (Surge Protect)
	RS-485	Data+, Data- (Surge Protect)
		15KV ESD for all signals

# IP Device Server

<b>WiFi (STE211W)</b>	Standard	802.11b/g/n
	Data Rate	11/54/72.2 Mbps @ 20Mhz Band Width
	Modulation	DSSS, OFDM
	Frequency	2.4GHz
	Tx Power 11b	Max. 22dBm
	Tx Power 11g/n	Max. 19dBm
	Rx Sensitivity	-76dBm@54Mbps, -89.5dBm@11Mbps
	Tx Rate	Max. 54Mbps with auto fallback
	Tx Distance	Up to 100 Meters
	Security	WEP 64-bit / 128-bit data encryption, WPA / WPA2
	Antenna	2 dBi, RP-SMA connector
	Network Mode	Infrastructure, Soft AP (for Setup)
<b>LED</b>	SYS, RX, TX, LAN and WiFi (STE211W)	
<b>Power</b>	DC 9~32V, supports DC Jack & Terminal Input	
<b>Power Consumption</b>	2W	
<b>MTBF</b>	60,000 hours (MIL-HDBK-217)	
<b>Dimensions</b>	Dimensions	110 × 90 × 26 mm (W×D×H)
	Weight	110g
	Housing	plastic
<b>Installation Mounting</b>	Wall Mounting	
<b>Environment</b>	Operating Temperature	-20°C ~ 70°C
	Storage Temperature	-25°C ~ 80°C
<b>Certification</b>	FCC, CE	

## Application



## Ordering Information

Model Name	Description
STE211W	1 × RS232, 1 × RS422/485 Serial to Ethernet Wireless Device Server with Power Adapter
STE211	1 × RS232, 1 × RS422/485 Serial to Ethernet Device Server with Power Adapter

# STE400A-485 & STE400A-232

◀ 4 × RS232/422/485 to IP Device Server

▶ 4 × RS232 to IP Device Server



▲ STE400A-485



▲ STE400A-232

The STE400A are 4-port RS232/422/485 to IP Device Servers that enable the ability to control asynchronous devices located virtually anywhere over a TCP/IP connection. The STE400A have 4 DB9 serial ports and a 10/100 Mbps Ethernet connection on the same side. It connects serial devices such as PLC, alarm sensors and PTZ camera control to IP networks. Applications include industrial/factory automation, public safety and surveillance systems. The STE400A Windows® driver is designed to control the IP Serial Server. The driver installs a virtual COM on Windows® which maps a COM port to the IP address of the IP Serial Server across the network, enabling the Windows® applications to access remote serial devices over Ethernet. IP Device Server can function as a server or client for TCP connection that provides a Serial over Ethernet solution. The application scenarios for the STE400A are direct IP mode, virtual COM mode, or paired mode.

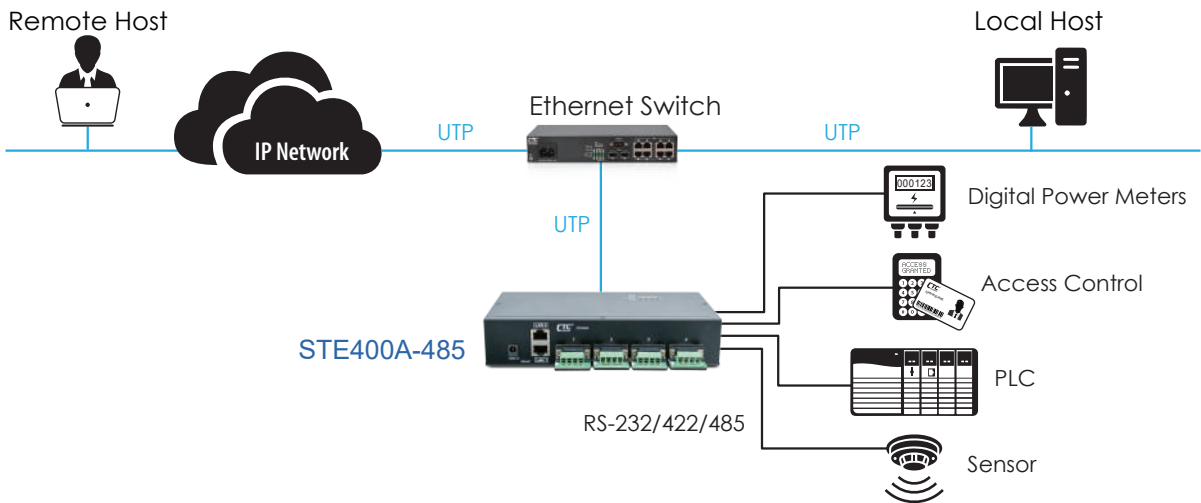
## Features

- 10/100Mbps Ethernet port
- 921.6kbps serial interface (software programmable)
- TCP Server, TCP client, Paired or Virtual com modes
- Supports Virtual COM application software
- Easy to use with Windows® utility
- Supports RS232/422/485 Interface with physical DB9M port
- Configuration by web browser, Telnet
- Low power consumption with 12VDC input
- Wall mount

## Specifications

<b>General</b>	LED	TP Link/Act, Data TX/RX
	OS supported	Windows XP / 2000 / 2003 / 2008 / VISTA / WIN7 / WIN8 / WIN10
<b>Serial Interface</b>	RS232/422/485	
<b>Serial Connector</b>	DB9M	
<b>Baudrate</b>	50 to 921.6kbps	
<b>Data bits</b>	5, 6, 7, 8	
<b>Stop bits</b>	1, 1.5 for Data bits 5 mode, 1, 2 for data bits 6, 7, 8 mode	
<b>Parity</b>	None, Even, Odd	
<b>Flow Control</b>	None or RTS / CTS, XON/XOFF	
<b>Data Packing Delimiter</b>	1,2	
<b>LAN Interface</b>	RJ-45 connector, IEEE802.3 10/100Base-TX	
<b>Communication Modes</b>	TCP Server, TCP Client, Virtual COM mode, UDP	
<b>Protocols</b>	TCP, UDP, IP, ARP, ICMP, HTTP, DHCP	
<b>Management</b>	Web browser, Firmware upgrade, Telnet	
<b>Security</b>	Password Access	
<b>Power</b>	12VDC external switching power adapter	
<b>Operating Temperature</b>	0 ~ 60°C	
<b>Storage Temperature</b>	-10 ~ 70°C	
<b>Humidity</b>	0 – 90% non-condensing	
<b>DIN rail mount</b>	DIN-Rail Mounting Kit (Optional)	
<b>Panel mount</b>	Yes	
<b>Dimensions</b>	215 × 130 × 44mm (W×D×H)	
<b>Certifications</b>	CE, FCC	
<b>MTBF</b>	65,000 Hours	

Application



Ordering Information

Model Name	Description
STE400A-485	4-port RS232/422/485 serial server with DB9 to 5-pin terminal block and AC power adapter
STE400A-232	4-port RS232 serial server with DB9M port and AC power adapter

■ Package List

- One device of the series
- 12V DC switching power adapter

## 8-Port RS232 to IP Device Server



The STE800A-232 is 8-port RS232 to IP Device Servers that enable the ability to control asynchronous RS-232 (3 or 5 wire) devices located virtually anywhere over a TCP/IP connection. The STE800A-232 has 8 DB9 serial ports and a 10/100 Mbps Ethernet connection on the same side. It connects serial devices such as PLC, alarm sensors and PTZ camera control to IP networks. Applications include industrial/factory automation, public safety and surveillance systems. The STE800A-232 Windows<sup>®</sup> driver is designed to control the IP Serial Server. The driver installs a virtual COM on Windows<sup>®</sup> which maps a COM port to the IP address of the IP Serial Server across the network, enabling the Windows<sup>®</sup> applications to access remote serial devices over Ethernet. IP Device Server can function as a server or client for TCP connection that provides a Serial over Ethernet solution. The application scenarios for the STE800A-232 is direct IP mode, virtual COM mode, or paired mode.

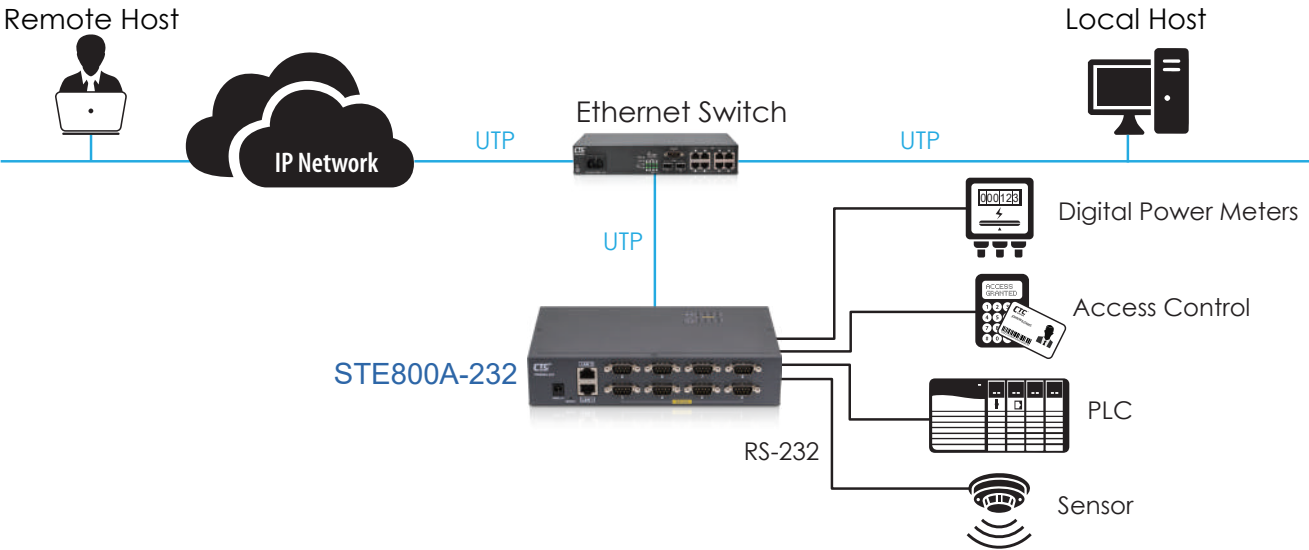
## Features

- 10/100Mbps Ethernet port
- 921.6kbps serial interface (software programmable)
- TCP Server, TCP client, Paired or Virtual com modes
- Supports Virtual COM application software
- Easy to use with Windows<sup>®</sup> utility
- Supports RS232 Interface with physical DB9M port
- Configuration by web browser, Telnet
- Low power consumption with 12VDC input
- Wall mount

## Specifications

<b>General</b>	LED	TP Link/Act, Data TX/RX
	OS supported	Windows XP / 2000 / 2003 / 2008 / VISTA / WIN7 / WIN8 / WIN10
<b>Serial Interface</b>	RS232	
<b>Serial Connector</b>	DB9M	
<b>Baudrate</b>	50 to 921.6kbps	
<b>Data bits</b>	5, 6, 7, 8	
<b>Stop bits</b>	1, 1.5 for Data bits 5 mode, 1, 2 for data bits 6, 7, 8 mode	
<b>Parity</b>	None, Even, Odd	
<b>Flow Control</b>	None or RTS / CTS, XON/XOFF	
<b>Data Packing Delimiter</b>	1,2	
<b>LAN Interface</b>	RJ-45 connector, IEEE802.3 10/100Base-TX	
<b>Communication Modes</b>	TCP Server, TCP Client, Virtual COM mode, UDP	
<b>Protocols</b>	TCP, UDP, IP, ARP, ICMP, HTTP, DHCP	
<b>Management</b>	Web browser, Firmware upgrade, Telnet	
<b>Security</b>	Password Access	
<b>Power</b>	12VDC external switching power adapter	
<b>Operating Temperature</b>	0 ~ 60°C	
<b>Storage Temperature</b>	-10 ~ 70°C	
<b>Humidity</b>	0 – 90% non-condensing	
<b>DIN rail mount</b>	DIN-Rail Mounting Kit (Optional)	
<b>Panel mount</b>	Yes	
<b>Dimensions</b>	215 × 130 × 44mm (W×D×H)	
<b>Certifications</b>	CE, FCC	
<b>MTBF</b>	65,000 Hours	

Application



Ordering Information

Model Name	Description
STE800A-232	8-port RS232 serial server with DB9M port and AC power adapter

■ Package List

- One device of the series
- 12V DC switching power adapter

## Ethernet to WAN (V.35/RS530/449/232/X.21) Bridge



The ET100A Network Bridge is a high performance remote, self-learning, Ethernet bridge. Its compact size and low cost makes it ideal for cost-sensitive bridging applications, or as a LAN extender or segmenter over bit stream type infrastructures. The built-in n x 64 (56) Kbps timing clock generator makes it easy to connect to other n x 64 (56)Kbps related data equipment. Several options of data interfaces, including V.35, RS-530, RS-449, RS-232, and X.21 make this unit's connection between 10Base-T or 100Base-TX LAN and various data port interfaces convenient.

## Features

- Protocol : Synchronous HDLC (ISO 13239), PPP, CISCO® HDLC
- 10Base-T or 100Base-TX Ethernet bridge
- Auto MDI/MDIX
- Supports IEEE 802.3x flow control
- Selectable data port : V.35, RS-530, RS-449, RS-232, X.21
- Transparent half / Full duplex support on WAN, LAN interface
- Nx64, Nx56 timing clock generator for Sync WAN link
- LEDs indication for LAN, WAN status

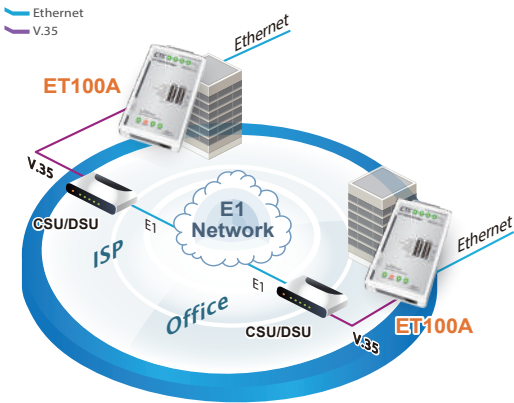
## Specifications

<b>WAN</b>	Interface:	Selectable RS-232(Sync), V.35, RS-530, RS-449, RS-232, X.21with Adapter Cable
	Protocol:	Synchronous PPP, HDLC (ISO 13239), CISCO® HDLC
	Connector:	DB25M
	Type:	DTE
	Configuration:	All Configuration by Dip switch (Protocol, interface, Clock mode, data rate)
	Data rate:	Nx56Kbps, Nx64Kbps
		RS-232 up to 128Kbps
		V.35, X21, RS-530, RS-449 up to 10Mbps
	Clock source:	Tx/Rx internal or external
	Handshake(DCD)	Follow CTS/RTS or Always Ons
<b>Indications</b>	LEDs	(PWR, WAN Rx/Tx, LAN Tx/Rx/Link/Err/Speed)
<b>LAN</b>	Compliant with IEEE 802.3, 802.3u, 802.3x	
	Connector: RJ-45	
	Speeds: 10/100Base-TX, Full/Half duplex	
	Frames: Support 64 ~ 2044 byte packet lengths	
<b>Bridge Specifications</b>	MAC Address learning, aging and deletion after 5 minutes	
	256 addresses MAC table, 1763 packet buffer	
<b>Power</b>	12VDC	
<b>Power Consumption</b>	< 5 W	
<b>Dimensions</b>	135 x 79 x 25mm (D x W x H)	
<b>Weight</b>	180g	
<b>Temperature</b>	0°C ~ 50°C (Operating), -10°C ~ 70°C (Storage)	
<b>Humidity</b>	10 ~ 90% non-condensing	
<b>Certification</b>	CE, FCC	

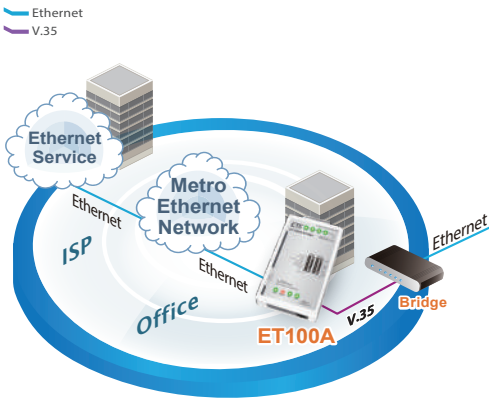


# Ethernet to WAN Bridge

Ethernet over TDM, Point to Point



HDLC Bridge Application



## Ordering Information

Model Name	Description
ET100A/V35M	Ethernet to V35 WAN Bridge with V.35 cable: DB25F to MB34M, 1 meter
ET100A/X21M	Ethernet to X21 WAN Bridge with X21 cable: DB25F to DB15M, 1 meter
ET100A/RS530M	Ethernet to RS530 WAN Bridge with RS530 cable: DB25F to DB25M , 1 meter
ET100A/RS449M	Ethernet to RS449 WAN Bridge with RS449 cable: DB25F to DB37M , 1 meter
ET100A/RS232M	Ethernet to RS232 WAN Bridge with RS232 cable: DB25F to DB25M , 1 meter

## Modbus to MQTT Gateway



The MQTT Wi-Fi / Ethernet / Serial Gateway, GW211W-MQ provides an easy to deploy device to send RS-232/RS-485 Serial Modbus RTU Data communications to MQTT TCP networks on hard-wired Ethernet or over wireless WiFi networks. The MQTT Gateway works with standard Modbus Slave device, such as PLCs, IoT Sensors, Energy meters (AMRs), Solar Inverters, Wind Turbines, IO Modules, Flow Meters and more. The MQTT Gateway is built for use in light industrial environments and features a compact wall-mount design. It operates from 9-32VDC power supply voltages with terminal block connectors and is easy to configure through its web GUI interface.

## Features

- Supports Modbus RTU to MQTT
- Supports 802.11b/g/n and Ethernet, 2 IPs
- Supports 32 Topics, register length adjustable
- Supports to query 4 remote TCP devices
- Easy MQTT settings by web browser configuration
- Easy installation with Windows IP utility
- On line F/W upgrade
- Watch Dog Function

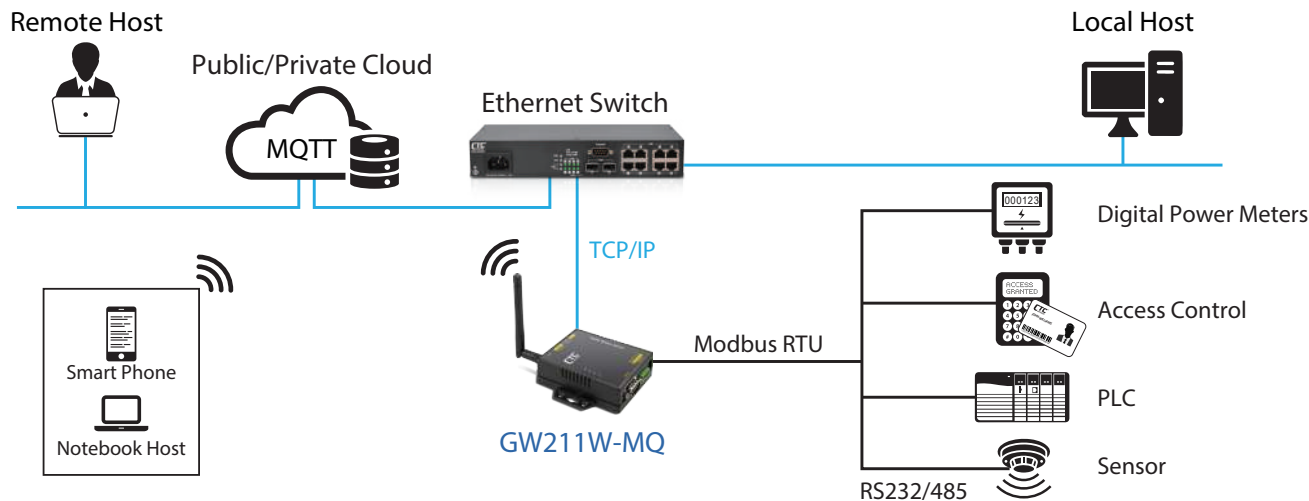
## Specifications

Ethernet	Port Type	RJ-45 Connector
	Speed	10/100 M bps (Auto Detecting)
	Protocol	ARP, IP, ICMP, UDP, TCP, HTTP, DHCP, DNS, NTP
	Mode	Modbus TCP
	Setup	HTTP Browser Setup (IE, Chrome, Firefox)
	Security	Setup Password
	Protection	Built-in 1.5KV Magnetic Isolation
Serial Ports *2	Port	RS-232
	Port	RS-422 / 485 (Surge Protect)
	Speed	300 bps ~ 921.6 K bps
	Parity	None, Odd, Even
	Data Bit	5, 6, 7, 8
	Stop Bit	1, 2
	RS-232 Pins	Rx , Tx , GND
	RS-422	Rx+, Rx-, Tx+, Tx- (Surge Protect)
	RS-485	Data+, Data- (Surge Protect)
		15KV ESD for all signals

# Modbus Gateway

WiFi	Standard	802.11b/g/n
	Data Rate	11/54/72.2 Mbps @ 20Mhz Band Width
	Modulation	DSSS, OFDM
	Frequency	2.4GHz
	Tx Power 11b	Max. 22dBm
	Tx Power 11g/n	Max. 19dBm
	Rx Sensitivity	-76dBm@54Mbps, -89.5dBm@11Mbps
	Tx Rate	Max. 54Mbps with auto fallback
	Tx Distance	Up to 100 Meters
	Security	WEP 64-bit / 128-bit data encryption, WPA / WPA2
	Antenna	2 dBi, RP-SMA connector
	Network Mode	Infrastructure, Soft AP (for Setup)
LED	SYS, WiFi, RX, TX, LAN	
Power	DC 9~32V, supports DC Jack & Terminal Input	
Power Consumption	2W	
MTBF	60,000 hours (MIL-HDBK-217)	
Mechanical	Dimensions	110 × 90 × 26 mm (W×D×H)
	Weight	110g
	Housing	Plastic
Installation Mounting	Wall Mounting	
Environment	Operating Temperature	-20°C ~ 70°C
	Storage Temperature	-25°C ~ 80°C
Certification	FCC, CE	

## Application



## Ordering Information

Model Name	Description
GW211W-MQ	1 × RS232, 1 × RS422/485 Modbus to MQTT Wireless Gateway with Power Adapter

## Modbus RTU to Modbus TCP Gateway



The Modbus Wi-Fi / Ethernet / Serial Gateway, GW211W-MB provides an easy to deploy device to send Modbus serial data communications over a packet network such as Ethernet or TCP/IP on a hard-wired network or via WiFi. The Modbus Gateway works with standard Modbus Slave devices, such as PLCs, IoT Sensors, Energy meters (AMRs), Solar Inverters, Wind Turbines, IO Modules, Flow Meters and more. The Modbus Gateway is built for use in light industrial environments and features a compact wall-mount design. It operates from 9-32VDC power supply voltages with terminal block connectors and each Modbus Gateway is easily configure through its web GUI interface.

## Features

- TCP to RTU support 8 simultaneous TCP Master
- RTU to TCP support 8 TCP Slaves on each port
- Software support :
  - TCP to RTU Slaves, RTU to TCP Slaves
  - TCP to ASCII Slaves, ASCII to TCP Slaves
- Supports 802.11b/g/n and Ethernet, 2 IPs
- Web browser configuration
- Easy installation Windows utility
- On line F/W upgrade
- Watch Dog Function

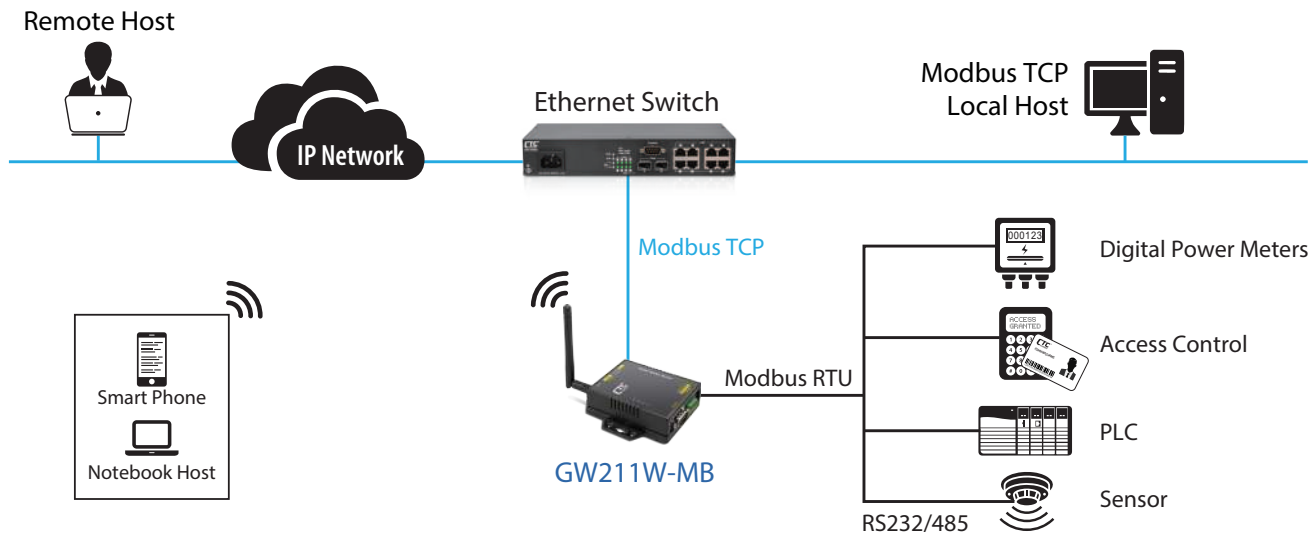
## Specifications

Ethernet	Port Type	RJ-45 Connector
	Speed	10/100 M bps (Auto Detecting)
	Protocol	ARP, IP, ICMP, UDP, TCP, HTTP, DHCP, DNS, NTP
	Mode	Modbus TCP
	Setup	HTTP Browser Setup (IE, Chrome, Firefox)
	Security	Setup Password
	Protection	Built-in 1.5KV Magnetic Isolation
Serial Ports *2	Port	RS-232*1
	Port	RS-422 / 485*1 (Surge Protect)
	Speed	300 bps ~ 921.6 K bps
	Parity	None, Odd, Even
	Data Bit	5, 6, 7, 8
	Stop Bit	1, 2
	RS-232 Pins	Rx , Tx , GND
	RS-422	Rx+, Rx-, Tx+, Tx- (Surge Protect)
	RS-485	Data+, Data- (Surge Protect)
		15KV ESD for all signals

# Modbus Gateway

<b>WiFi</b>	Standard	802.11b/g/n
	Data Rate	11/54/72.2 Mbps @ 20Mhz Band Width
	Modulation	DSSS, OFDM
	Frequency	2.4GHz
	Tx Power 11b	Max. 22dBm
	Tx Power 11g/n	Max. 19dBm
	Rx Sensitivity	-76dBm@54Mbps, -89.5dBm@11Mbps
	Tx Rate	Max. 54Mbps with auto fallback
	Tx Distance	Up to 100 Meters
	Security	WEP 64-bit / 128-bit data encryption, WPA / WPA2
	Antenna	2 dBi, RP-SMA connector
	Network Mode	Infrastructure, Soft AP (for Setup)
<b>LED</b>	SYS, WiFi, RX, TX, LAN	
<b>Power</b>	DC 9~32V, supports DC Jack & Terminal Input	
<b>Power Consumption</b>	2W	
<b>MTBF</b>	60,000 hours (MIL-HDBK-217)	
<b>Mechanical</b>	Dimensions	110 × 90 × 26 mm (W×D×H)
	Weight	110g
	Housing	Plastic
<b>Installation Mounting</b>	Wall Mounting	
<b>Environment</b>	Operating Temperature	-20°C ~ 70°C
	Storage Temperature	-25°C ~ 80°C
<b>Certification</b>	FCC, CE	

## Application



## Ordering Information

Model Name	Description
GW211W-MB	1 × RS232, 1 × RS422/485 Modbus RTU to Modbus TCP Wireless Gateway with Power Adapter

## 1-port VDSL2 Gigabit LAN Extender



The VDSL2 Gigabit LAN Extender, VDTU2-B130 supports an aggregated bandwidth up to 300Mbps (Downstream: 150 Mbps/ Upstream/150 Mbps) and delivers fiber-optic like speeds on existing copper infrastructure. The VDTU2-B130 is equipped with 1x 10/100/1000Base-T RJ-45 ports and 1x VDSL2 RJ-45. Built in a plastic enclosure. Symmetric profiles can be applied as a long-reach Ethernet connection up to 3,000 meters, while Asymmetric profiles can be used for other services such as Video streaming or IP surveillance services which require high traffic flow in one direction. The VDTU2-B130 supports transparent LAN bridging to extend Ethernet service over UTP, Cat 5+ cables or simple single pair telephone cable. It is the best high throughput Long Reach Ethernet Extender for service providers when deploying their IP-based networking services to meet various application scenarios.

## Features

- High speed Ethernet extension over UTP, CAT 5e/6/7
- Supports ITU-T G.993.5 G.Vectoring and G.INP
- Selectable profile setting via Dip switch
- Supports VDSL2 profile 35b/30a/17a
- IEEE 802.1Q VLAN tag transparent.
- Cost effective bridge function to connect two Ethernet LAN
- May be concentrated into FMC-CH17 chassis

## Specifications

<b>VDSL2 Interface</b>	RJ45 connector DMT Encoding On-board surge protection
<b>LAN Interface</b>	1x RJ45 connector 10/100/1000 Base-T, Auto-Negotiation, Auto-MDI/MDI-X Complying with IEEE 802.3/802.3u/802.3z
<b>4-position DIP Switch</b>	Selectable Master(CO) or Remote(RT) mode Selectable Symmetric or Asymmetric mode Selectable G.INP or Interleave mode Selectable SNR High and SNR Low
<b>LED</b>	System power CO/RT mode VDSL2 link status Ethernet link status
<b>Power Supply</b>	12~24 VDC over 2.1mm DC Jack Power Consumption: 4.5 Watts (Max)
<b>Environment</b>	Operating Temperature: 0°C ~45°C, Humidity: 0%~95%RH (non-condensing)
<b>Physical Characteristics</b>	Dimension (W × H × D): 94.5 × 23.0 × 72.5 mm, Weight: 110g
<b>Certification</b>	FCC, CE

# VDSL2 LAN Extender

Performance

UTP, 26AWG				
Distance (Feet)	Symmetric, SNR Low, G.INP		Asymmetric, SNR Low, Interleave	
	Upstream Line Rate(Mbps)	Downstream Line Rate(Mbps)	Upstream Line Rate(Mbps)	Downstream Line Rate(Mbps)
500	146	162	64	284
1,000	116	112	59	171
2,000	35	61	31	67
3,000	28	30	10	35

NOTE: The above performance data is for reference only, the actual data rate may vary depending on the quality of the copper wire and environmental conditions.

Application



Ordering Information

Model Name	Description
VDTU2-B130	1-port VDSL2 Gigabit LAN Extender with AC Power Adapter

## 10/100 Base-TX LAN Extender



CTC's LAN Extender pair (LX100) can extend data beyond the 100 meters limitation of standard Ethernet. The paired units work in a point-to-point topology over 1 or 2 pair unshielded twisted pair (UTP) cabling up to 800 meters. These products can extend your 10/100Mbps Ethernet network by up to 800m over UTP cable.

## Features

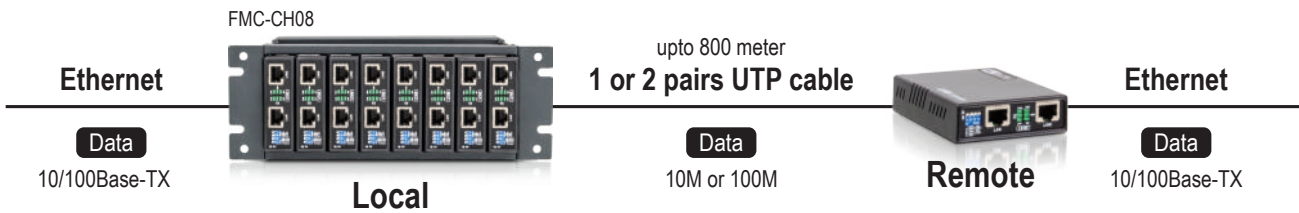
- Long distance data transmission up to 800 meter on 1/2 pair UTP cable
- Quick deployment and easy maintenance

## Specifications

<b>Standard</b>	IEEE 802.3, 802.3u
<b>Connector</b>	1x 10/100Base-TX RJ45 LAN port 1x RJ-45 WAN port
<b>Dip Switch</b>	SW 1 : Link Fault Pass Through (LFPT) Off: Disable/On: Enable SW 2 : Line Speed Off: Auto/On: 10M SW 3 : Negotiation Mode Off: Auto/On: Local
<b>LED</b>	Power (Green) LFPT (Green) LAN Link active (Green) Line Speed/Link active 10M(Green), 100M(Green) Local(Green)
<b>Data Rate</b>	The line speed between LX100 will be 10M or 100M that depend on extension length The LAN speed of LX100 is same with line speed
<b>Cable</b>	1 or 2 pair UTP cable Cat.5e, Cat. 6
<b>Operating Temperature</b>	0 ~ 50°C
<b>Humidity</b>	5% ~ 90% (non-condensing)
<b>Power Input</b>	12VDC
<b>Power Consumption</b>	<3W
<b>Dimensions</b>	23 × 96.5 × 73.4mm (W×D×H)
<b>Weight</b>	73.5g
<b>MTBF</b>	>65000 hours
<b>Certification</b>	FCC, CE



Application



Ordering Information

Model Name	Description
LX100	10/100Base-TX Ethernet LAN Extender

■ Chassis Option

Model Name	Description
FMC-CH17-AC	2U, 19", 17-Slot Chassis with AC Power
FMC-CH17-DC	2U, 19", 17-Slot Chassis with DC Power
FMC-CH17-AD	2U, 19", 17-Slot Chassis with AC+DC Power
FMC-CH08-AC	2U, 10", 8-Slot Rack with 10" Rack Mount Ear and AC Power
FMC-CH08-DC	2U, 10", 8-Slot Rack with 10" Rack Mount Ear and DC Power

# Appendix

## - FRM220 Slide-in Cards

### NMC

Model Name	Description
FRM220-NMC-R5	Network Management Controller
FRM220-NMC-R3	Network Management Controller

### Ethernet Switch

Model Name	Description
FRM220A-2000EAS/4F	4x 100/1000Base-X SFP OAM/IP GbE Managed Switch
FRM220A-2000EAS/2	2x 100/1000Base-T + 2x 100/1000Base-X SFP OAM/IP GbE Managed Switch
FRM220A-2000EAS/1	100/1000Base-T + 100/1000Base-X SFP OAM/IP GbE Managed Switch
FRM220-2000MS	100/1000Base-T to 100/1000Base-X SFP Web Smart In-Band OAM Managed GbE Switch

### Transponder

Model Name	Description
FRM220-100GE-2Q	100GE QSFP28 to QSFP28 3R Transponder
FRM220-40G-2Q	40G QSFP+ to QSFP+ 3R Transponder
FRM220-40G-1Q4S	40G QSFP+ to 4x 10G SFP+ Transponder
FRM220-16G-3R	16G 3R Multi-rate Transponder with Optical Line Protection
FRM220-10G-3R	10G 3R Multi-rate Transponder with Optical Line Protection
FRM220-4G-3R	4G 3R Multi-rate Transponder with Optical Line Protection

### EDFA

Model Name	Description
FRM220-OAP17	Single Channel EDFA Preamp 17dB
FRM220-OAB15	Single Channel EDFA Booster 15dB
FRM220-OAB21A	Single Channel EDFA Booster 21dB

### Optical Protection Switch

Model Name	Description
FRM220-OPS51	1:1 Single-mode Fiber Optical Protection Switch
FRM220-OPS52	1+1 Single-mode Fiber Optical Protection Switch
FRM220-OPS51M	1:1 Multi-mode Optical Protection Switch

### WDM Optical Multiplexer

Model Name	Description
FRM220-DWMD	DWDM Mux/DeMUX
FRM220-CWMD	CWDM Mux/DeMUX

### Ethernet Media Converter

Model Name	Description
FRM220-10GCM	100M/1G/10GBase-T + 2x 10G SFP+ In-band Managed Media Converter
FRM220-10/100	10/1000Base-TX to 100Base-FX Media Converter
FRM220-10/100i	10/100Base-TX to 100Base-FX In-Band Managed Media Converter
FRM220-10/100iS-2	Dual Channel 10/100Base-TX to 100Base-FX, In-Band Managed Converter

### Ethernet over E1 Converter

Model Name	Description
FRM220A-Eoe1/G	Ethernet Bridge over E1, In-band Managed
FRM220A-Eoe1	Ethernet Bridge over E1

### CCF (Contact Closure Fiber Converter)

Model Name	Description
FRM220-CCF20	2ch Contact Closure Fiber Converter, In-Band Managed
FRM220-CCF40	4ch Contact Closure Fiber Converter, In-Band Managed

### Voice over Fiber

Model Name	Description
FRM220-FXO/FXS	FXO/FXS over Fiber In-Band Managed Converter
FRM220-FXO-4	4x FXO over Fiber In-Band Managed Converter
FRM220-FXS-4	4x FXS over Fiber In-Band Managed Converter