

IEXT-G104-4P

**5x GbE RJ45 with 1x IEEE802.3bt/at/af PoE Input,
1x IEEE802.3bt/at/af and 3x IEEE802.3at/af PoE Output**

- » Extend Data and PoE for Additional 100 meter
- » Wide Operating Temperature -20 ~ 60°C
- » IP30 Rugged Metal Housing and Fanless
- » EN50121-4, EN61000-6-2, EN61000-6-4, CE and FCC Certified

NEW



The industrial-grade PoE extender IEXT-104-4P expands 4 Ethernet PoE/PSE ports through 1 IEEE802.3bt 90W/PD power input. The 4 PoE/PSE ports include 3 IEEE802.3af/at and 1 IEEE802.3bt 90W. This is the ideal solution to solve the problem of no electricity and save costs, it is designed for harsh environments and can be used in Industrial networks, traffic monitoring, safety automation applications and urban security, smart transportation systems. It is also suitable for many military or utility market applications where environmental conditions exceed commercial product specifications.

Features

- Provides 4-port PoE output (1x IEEE802.3bt/at/af and 3x IEEE802.3at/af)
- Powered from PoE PD port (IEEE802.3bt/at/af maximum 90W), no need additional power
- Maximum PoE output power budget 80W
- Supports 5x10/100/1000Base-T(X) UTP
- DIN Rail mounting or wall mounting (Optional)

Specifications

Standard	IEEE 802.3	10Base-T Ethernet
	IEEE 802.3u	100Base-TX and 100Base-FX Fast Ethernet
	IEEE 802.3ab	1000Base-T Gbit/s Ethernet over twisted pair
	IEEE 802.3x	Flow Control and Back Pressure
	IEEE 802.3bt	PoE++
	IEEE 802.3at	PoE+ (Power over Ethernet enhancements)
	IEEE 802.3af	PoE (Power over Ethernet)
Switch Architecture	Back-Plane (Switching Fabric): 10Gbps (Full Wire-Speed)	
Data Processing	Store and Forward	
Flow Control	IEEE 802.3x flow control, back pressure flow control	
MAC Address Table	2K	
Jumbo Frame	9K Byte	
PoE Standard	IEEE802.3 bt/at/af	
PoE PD Port	Port5 for PoE power input, IEEE802.3bt/at/af , Maximum 90W input	
PoE PSE Port	Port1 for PoE power output, IEEE802.3bt/at/af Port2~4 for PoE power output, IEEE802.3at/af	
PoE Power Budget	Maximum PoE Output power budget 80W @PD port 90W input	

Industrial GbE PoE Switch

14

PoE/Data RJ-45 Pin Assignment	Port 1, 5, IEEE 802.3bt/at/af port End-Span			
	Positive (V+): RJ-45 pin 1, 2, 4, 5			
	Negative (V-): RJ-45 pin 3, 6, 7, 8			
	Data (1, 2, 3, 6, 4, 5, 7, 8)			
	Port 2~4, IEEE 802.3at/af port, End-Span, Alternative A mode			
	Positive (V+): RJ-45 pin 1, 2			
	Negative (V-): RJ-45 pin 3, 6			
	Data (1, 2, 3, 6, 4, 5, 7, 8)			
Network Connector	5x RJ-45 for 10/100/1000Base-T, Auto negotiation Speed, Auto MDI/MDI-X function, Full/Half duplex			
Network Cable	UTP/STP Cat. 5e cable or above			
	EIA/TIA-568 100-ohm (100meter)			
Protocols	CSMA/CD			
LED	System: Power (Green)			
	UTP: 10/100 Link/Active (Green), 1000 Link/Act (Amber)			
	PoE: ON (Green)			
Power	Powered from PoE input port (IEEE802.3bt/at/af maximum 90W), no need additional power			
Power Consumption	PD port Input Watt/ Voltage	Total Power Consumption	Device Power Consumption	PoE Output Power Budget/ Voltage
	90W/55VDC	90W	10W	80W/52VDC
Operating Temperature	-20 ~ 60°C			
Operating Humidity	5% to 95% (Non-condensing)			
Storage Temperature	-40 ~ 85°C			
Housing	Rugged metal, IP30 Protection and fanless			
Dimensions	76.8 x 28 x 138mm (D x W x H)			
Weight	550 g			
Installation Mounting	DIN Rail mounting or wall mounting (Optional)			
MTBF	875,157 Hours (MIL-HDBK-217)			
Warranty	5 years			
Certification				
EMC	CE (EN55032, EN55035)			
EMI (Electromagnetic Interference)	FCC Part 15 Subpart B Class A, CE			
Railway Traffic	EN50121-4			
Immunity for Heavy Industrial Environment	EN61000-6-2			
Emission for Heavy Industrial Environment	EN61000-6-4			
EMS (Electromagnetic Susceptibility) Protection Level	EN61000-4-2 (ESD) Level 3, Criteria B			
	EN61000-4-3 (RS) Level 3, Criteria A			
	EN61000-4-4 (EFT) Level 3, Criteria A			
	EN61000-4-5 (Surge) Level 3, Criteria B			
	EN61000-4-6 (CS) Level 3, Criteria A			
	EN61000-4-8 (PFMF, Magnetic Field) Field Strength: 300A/m, Criteria A			
Shock	IEC 60068-2-27			
Freefall	IEC 60068-2-31			
Vibration	IEC 60068-2-6			

Industrial GbE PoE Switch

14

Application

Figure 1 :

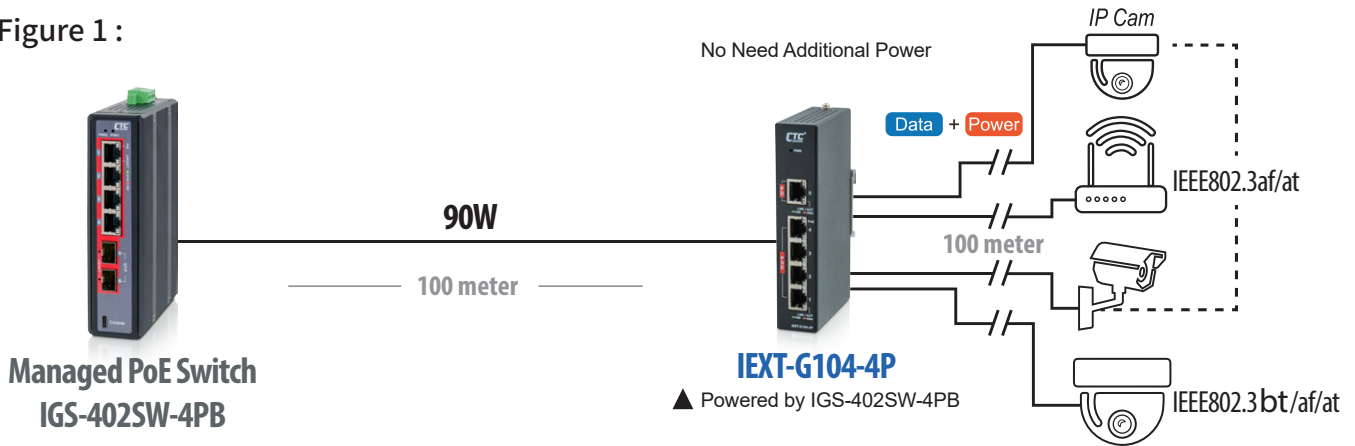

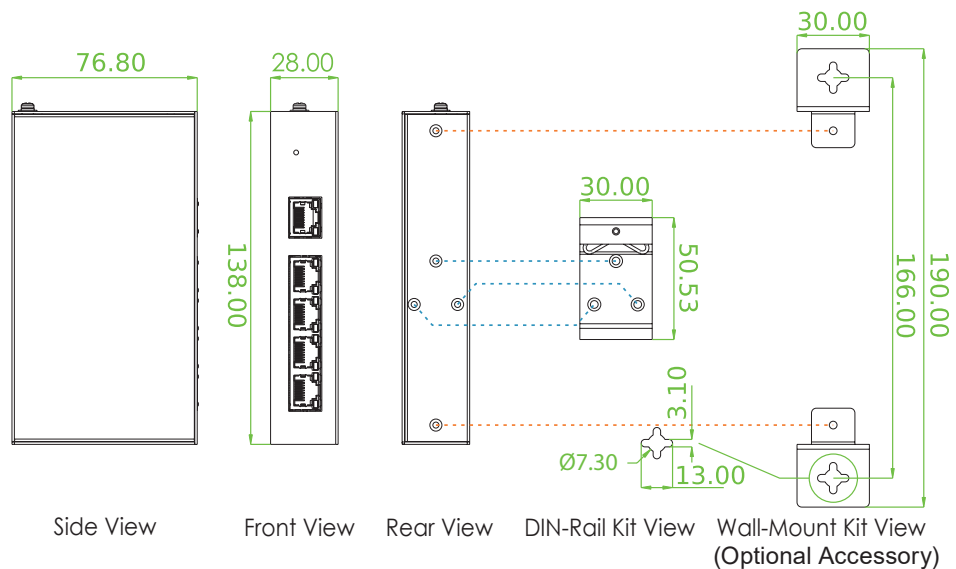


Figure 2 : Extend n x 100meter long distance



Dimensions



Ordering Information

Model Name	Total Port	RJ45	PoE PD (Input)	PoE PSE (output)		Certification			Operating Temperature
		10/100/1000 Base-T(X)	IEEE802.3bt/at/af	IEEE802.3 at/af	IEEE802.3 bt/at/af	EN50121-4	EN61000-6-2 EN61000-6-4	CE FCC	
IEXT-G104-4P	5	5	1	3	1	V	V	V	-20 ~ 60°C

Optional Accessories

■ Wall Mount Kit

IND-WMK06	Wall Mount kit for Industrial Product (2pcs in 1 set, 41x30mm)
-----------	--