

## 10/100Base-TX to 100Base-FX Media Converter



The FRM220-10/100 is a Fast Ethernet 10/100Base-TX to 100Base-FX non-managed stand-alone media converter, which gives the options to choose from the most popular fiber cabling connectors, ST, SC or FC. Both multi-mode and single mode converter models are available as well as BiDi which allows bi-directional transmissions using only a single fiber core. When auto-negotiation is selected, these units will automatically tailor themselves to convert both half-duplex and full-duplex signals, according to IEEE 802.3u standards. LED indicators signal the power status of the converter, UTP port speed, Link, and duplex status, FX port Link and duplex status. These non-managed stand-alone converters may also be concentrated into either the FRM220-CH20 or FRM220-CH08 managed chassis.

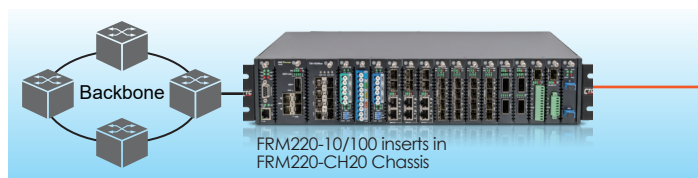
## Features

- 10/100Base-TX to 100Base-FX Converter
- Auto-Negotiation or forced mode
- Auto MDI/MDIX
- Forward 1600 bytes (Max.) packets
- Supports transparent Q in Q double tagged frame
- Supports IEEE 802.1q Tag VLAN pass thru
- Support flow control (Pause)
- Supports Link Fault Pass through (LFP)
- Forward 9K jumbo packets in converter mode

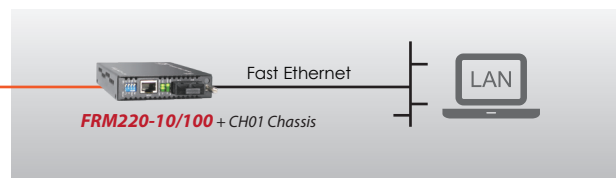
## Specifications

<b>Optical Interface</b>	Connector	1 × 9 (SC, ST, FC)
	Data rate	125Mbps
	Duplex Mode	Full duplex
	Fiber	MM 50/125μm, 62.5/125μm SM 9/125μm
	Distance	MM 2km, SM 15/30/50/80/120km WDM 20/40/60/80km
	Wavelength	MM 1310nm, SM 1310,1550nm WDM 1310Tx/1550Rx (type A) 1550Tx/1310Rx (type B)
<b>Standards</b>	IEEE 802.3, IEEE 802.3u	
<b>Indications</b>	LED (Power, FX Link, TX SPD, TX Link, TX Duplex, FEF)	
<b>Certification</b>	CE, FCC, RoHS	
<b>Electrical Interface</b>	Connector	RJ-45
	Data rate	10Mbps, 100Mbps
	Cable	10Base-T Cat.3, 4, 5, UTP, 100Base-TX Cat.5, 5e or higher
<b>Power</b>	12VDC	
<b>Power Consumption</b>	< 4W	
<b>Dimensions</b>	159.5 × 20.8 × 88mm (D×W×H)	
<b>Weight</b>	120g	
<b>Temperature</b>	0 ~ 60°C (Operating), -10 ~ 70°C (Storage)	
<b>Humidity</b>	10 ~ 90% non-condensing	
<b>MTBF</b>	65,000 hrs	

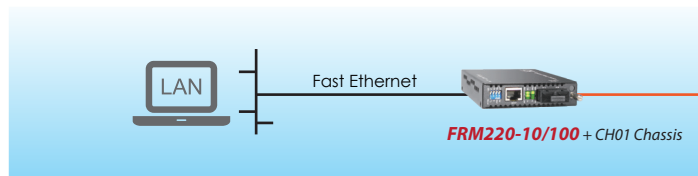
## Application



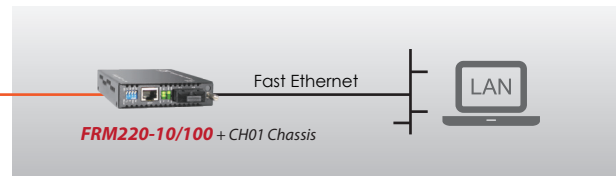
**Central Office (CO)**



**Customer Premise Equipment (CPE)**



**Customer Premise Equipment (CPE)**



**Customer Premise Equipment (CPE)**

## Ordering Information

Model Name	Description
FRM220-10/100	10/100Base-TX to 100Base-FX media converter card

Connector Type	Connectivity Distance							
SC, ST, FC	002: 2km	015: 15km	030: 30km	050: 50km	080: 80km	120: 120km		
	20A: WDM 20km A type	20B: WDM 20km B type	40A: WDM 40km A type	40B: WDM 40km B type				
	60A: WDM 60km A type	60B: WDM 60km B type	80A: WDM 80km A type	80B: WDM 80km B type				